


MFO Fund Ratings
20-Year Funds
 (Through 1st Quarter 2013)

Risk Group	Risk Temperament	Risk versus Market	Return Group	Return Percentile Rank
1	Very Conservative	0 - 20%	5	80 - 100
2	Conservative	20 - 50%	4	60 - 80
3	Moderate	50 - 75%	3	40 - 60
4	Aggressive	75 - 125%	2	20 - 40
5	Very Aggressive	Above 125%	1	0 - 20



MFO 20-Year Great Owl Funds...Top Return Group Past 20, 10, 5, and 3 Years

Type	Category	Name	Symbol	APR	MAXDD	Date MAXDD	STDEV	DSDEV	Ulcer Index	Risk Group	Sharpe Ratio	Sortino Ratio	Martin Ratio	Return Group				
														20Y	10Y	5Y	3Y	1Y
FI	Interm Gov	Vanguard GNMA Inv	VFIX	6.0	-3.5	04/94	3.0	1.8	0.8	2	0.98	1.64	3.73	5	5	5	5	3
FI	Interm Gov	Fidelity GNMA Fund	FGMNX	5.8	-4.4	06/94	2.8	1.6	0.9	1	0.99	1.71	3.15	5	5	5	5	4
FI	Interm Gov	T. Rowe Price GNMA	PRGMX	5.6	-4.3	06/94	2.9	1.8	0.9	1	0.85	1.40	2.72	5	5	5	5	3
FI	Interm Gov	American Cent Ginnie Mae Inv	BGNMX	5.6	-3.8	04/94	2.7	1.6	0.8	1	0.90	1.52	3.17	5	5	5	5	3
FI	Muni Calif Lg	T. Rowe Price CA Tax-Free Bd	PRXCX	5.5	-8.4	11/94	4.8	3.3	2.1	2	0.49	0.72	1.11	5	5	5	5	4
FI	Muni High Yld	Oppen Rochester Ltd Tm Muni A	OPITX	5.0	-15.2	12/08	4.1	2.9	2.5	2	0.46	0.65	0.76	5	5	5	5	2
FI	Muni Mass	Fidelity Mass Municipal Inc	FDMMX	5.5	-9.4	11/94	4.6	3.2	1.9	2	0.53	0.77	1.30	5	5	5	5	5
FI	Muni Mass	BNY Mel MA Interm Muni Bd Inv	MMBIX	4.6	-4.9	11/94	3.7	2.6	1.4	2	0.40	0.58	1.07	5	5	5	5	5
FI	Muni Minn	Fidelity Minn Municipal Inc	FIMIX	5.1	-9.4	11/94	4.0	2.8	1.7	2	0.50	0.71	1.13	5	5	5	5	4
FI	Muni Nat Lg	Fidelity Municipal Income	FHIGX	5.6	-10.7	11/94	4.7	3.2	2.1	2	0.53	0.77	1.20	5	5	5	5	5
FI	Muni NJ	Fidelity New Jersey Muni Inc	FNJHX	5.3	-8.9	11/94	4.5	3.1	1.9	2	0.50	0.72	1.18	5	5	5	5	5
FI	Muni NY Int	BNY Mel NY Inter T/E Bd Inv	MNYIX	4.4	-5.9	11/94	3.5	2.4	1.3	2	0.38	0.54	0.98	5	5	5	5	5
FI	Muni NY Long	Fidelity NY Municipal Income	FTFMX	5.5	-11.9	11/94	4.9	3.4	2.2	2	0.50	0.72	1.09	5	5	5	5	4
FI	Muni Ohio	PNC OH Interm Tax Exempt I	POXIX	4.7	-6.4	11/94	3.6	2.4	1.4	2	0.44	0.65	1.14	5	5	5	5	4
FI	Muni Penn	Vang PA Long-Tm Tax-Ex Inv	VPAIX	5.4	-8.1	11/94	4.5	3.1	1.8	2	0.51	0.76	1.33	5	5	5	5	5
FI	Muni Penn	Fidelity Penn Muni Inc	FPXTX	5.4	-8.7	11/94	4.1	2.9	1.7	2	0.55	0.79	1.34	5	5	5	5	5
FI	Muni Penn	SEI Tax-Exempt PA Muni Bond B	SEIPX	4.8	-4.2	11/94	3.4	2.3	1.2	2	0.49	0.74	1.42	5	5	5	5	5
FI	Muni Sing St In	Colorado BondShs A Tax-Exempt	HICOX	5.8	-2.0	10/08	1.3	0.6	0.3	1	2.08	4.32	8.86	5	5	5	5	1
FI	Muni Sing St Lg	Vang FL Foc L/T Tax-Ex Inv	VFLTIX	5.7	-9.1	11/94	5.0	3.4	2.0	2	0.52	0.78	1.29	5	5	5	5	5
FI	Muni Sing St Lg	T. Rowe Price VA Tax-Free Bd	PRVAX	5.5	-9.0	11/94	4.6	3.2	2.0	2	0.51	0.74	1.17	5	5	5	5	5
FI	Muni Sing St Lg	T. Rowe Price MD Tax-Free Bd	MDXBX	5.4	-8.5	11/94	4.4	3.0	2.0	2	0.51	0.74	1.12	5	5	5	5	5
FI	Short Gov	Sit US Government Securities	SNGVX	5.1	-1.8	07/03	1.8	1.0	0.3	1	1.10	2.00	7.24	5	5	5	5	3
FI	Short Gov	WF Adv Sh Dur Govt Bd Adm	MNSGX	4.8	-1.4	04/94	1.6	0.9	0.3	1	1.04	1.89	6.21	5	5	5	5	5
FI	World Bond	PIMCO For Bond (USD-Hedged) I	PFORX	7.8	-9.0	11/08	4.0	2.3	2.2	2	1.18	2.08	2.18	5	5	5	5	5
AA	Aggress Alloc	Wad & Reed Continental Inc A	UNCIX	7.1	-28.3	02/09	9.4	6.4	7.1	4	0.43	0.62	0.56	5	5	5	5	2
AA	Conserv Alloc	Vanguard Wellesley Income Inv	VWINX	8.5	-18.8	02/09	6.4	4.0	3.3	2	0.83	1.35	1.62	5	5	5	5	5
AA	Conserv Alloc	James Bal: Golden Rainbow R	GLRBX	8.0	-17.5	02/09	7.1	4.6	3.2	3	0.69	1.06	1.53	5	5	5	5	4
AA	Mod Alloc	T. Rowe Price Capital Apprec	PRWCX	10.7	-36.6	02/09	10.1	6.7	6.6	4	0.76	1.13	1.16	5	5	5	5	5
AA	Mod Alloc	Mairs & Power Balanced Inv	MAPOX	9.5	-33.1	02/09	9.6	6.3	6.2	3	0.67	1.02	1.04	5	5	5	5	5
AA	Mod Alloc	Vanguard Wellington Inv	VWELX	9.4	-32.5	02/09	9.8	6.5	6.4	3	0.64	0.97	0.98	5	5	5	5	5
EQ	Europe Stock	DFA United Kingdom Sm Co I	DFUKX	9.9	-63.5	02/09	18.3	12.5	18.7	5	0.37	0.55	0.37	5	5	5	5	5
EQ	Foreign Lg Bld	Oakmark International I	OAKIX	9.8	-56.6	02/09	18.8	12.6	14.1	5	0.36	0.54	0.48	5	5	5	5	5
EQ	Large Blend	Sequoia	SEQUX	11.7	-40.7	02/09	14.5	9.3	9.4	5	0.59	0.93	0.91	5	5	5	5	3
EQ	Large Blend	Yacktman Svc	YACKX	10.9	-41.0	02/09	15.1	9.7	9.6	4	0.52	0.81	0.82	5	5	5	5	5
EQ	Large Blend	GMO US Eqty Allocation III	GUSAX	10.3	-41.2	02/09	13.1	8.9	10.0	4	0.55	0.81	0.72	5	5	5	5	4
EQ	Large Growth	Fidelity New Millennium	FMLIX	13.4	-52.9	09/02	24.0	15.3	22.5	5	0.43	0.68	0.46	5	5	5	5	5
EQ	Large Value	ING Corp Leaders Trust Ser B	LEXCX	10.1	-45.1	02/09	13.5	9.2	10.8	4	0.51	0.75	0.65	5	5	5	5	5
EQ	Large Value	Vanguard Eqty-Income Inv	VEIPX	9.3	-48.9	02/09	13.1	9.0	11.6	4	0.47	0.69	0.54	5	5	5	5	5
EQ	Large Value	Madison Mosaic Div Income Y	BHBFX	7.5	-29.8	02/09	9.5	6.4	5.7	4	0.47	0.70	0.78	5	5	5	5	5

EQ	Mid-Cap Grw	Meridian Growth	MERDX	11.2	-42.0	02/09	16.1	10.6	10.0	5	0.50	0.76	0.81	5	5	5	5	3
EQ	Natural Res	Fidelity Select Chemicals	FSCHX	12.5	-52.4	02/09	19.5	12.4	12.7	5	0.48	0.76	0.74	5	5	5	5	5
EQ	Natural Res	Fidelity Select Materials	FSDPX	10.6	-56.1	02/09	21.3	14.4	14.2	5	0.35	0.52	0.53	5	5	5	5	5
EQ	Small Blend	Gabelli Small Cap Growth AAA	GABSX	11.6	-45.3	02/09	15.5	10.6	10.3	5	0.55	0.79	0.82	5	5	5	5	4
EQ	Small Growth	Brown Capital Mgmt Sm Co Inv	BCSIX	11.9	-45.7	09/02	22.0	14.2	14.5	5	0.40	0.62	0.61	5	5	5	5	5
EQ	Small Growth	T. Rowe Price New Horizons	PRNHX	11.8	-49.9	02/09	21.8	14.8	16.8	5	0.40	0.59	0.52	5	5	5	5	4
EQ	Small Growth	T. Rowe Price Small-Cap Stock	OTCFX	11.4	-50.3	02/09	17.3	11.7	12.0	5	0.48	0.71	0.70	5	5	5	5	5
EQ	Technology	Fidelity Sel Software & Comp	FSCSX	13.9	-61.6	09/02	28.0	17.6	23.1	5	0.39	0.62	0.47	5	5	5	5	4
EQ	Utilities	Hennessy Gas Utility Idx Inv	GASFX	10.0	-40.8	02/03	14.3	9.8	13.4	4	0.48	0.70	0.51	5	5	5	5	5

Type	Category	Name	Symbol	APR	MAXDD	Date	STDEV	DSDEV	Ulcer Index	Risk Group	Sharpe Ratio	Sortino Ratio	Martin Ratio	Return Group				
														20Y	10Y	5Y	3Y	1Y
FI	Bank Loan	Eaton V Floating-Rate Adv B	EBFAX	5.4	-38.6	12/08	7.2	5.5	5.8	4	0.31	0.41	0.39	5	3	3	4	4
FI	Bank Loan	BlkRk Floating Rate Inc Inv A	BFRAX	4.7	-30.1	12/08	5.4	4.3	4.9	3	0.29	0.36	0.32	4	4	2	4	2
FI	Bank Loan	Invesco Senior Loan IB	XPRTX	4.4	-48.9	12/08	8.3	6.8	9.6	4	0.16	0.19	0.14	1	1	1	5	5
FI	High Yld Bond	PIMCO High Yield Instl	PHIYX	8.2	-30.2	11/08	7.8	5.5	4.9	3	0.65	0.93	1.04	5	3	2	3	3
FI	High Yld Bond	Neub Berm High Inc Bond Inv	NHINX	8.0	-26.2	11/08	6.9	4.6	3.7	3	0.71	1.06	1.31	5	4	5	3	2
FI	High Yld Bond	MainStay High Yield Corp Bd B	MKHCX	7.9	-28.5	11/08	7.8	5.7	5.5	3	0.62	0.84	0.87	5	3	3	5	5
FI	High Yld Bond	T. Rowe Price High-Yield	PRHYX	7.7	-28.5	11/08	7.9	5.7	4.9	3	0.59	0.82	0.94	5	4	4	3	3
FI	High Yld Bond	Vanguard High-Yield Corp Inv	VWEHX	7.1	-28.9	11/08	7.5	5.4	4.3	3	0.54	0.74	0.93	5	3	4	5	5
FI	High Yld Bond	Waddell & Reed High-Income A	UNHIX	7.1	-25.3	11/08	6.9	5.0	4.0	3	0.58	0.80	1.01	5	4	5	4	4
FI	High Yld Bond	Transam High Yield Bond A	IHIYX	7.0	-31.6	11/08	8.1	5.5	4.9	3	0.49	0.72	0.80	5	3	3	2	2
FI	High Yld Bond	Fidelity Capital & Income	FAGIX	8.6	-35.2	11/08	11.0	7.6	8.4	4	0.50	0.72	0.66	4	3	2	1	2
FI	High Yld Bond	Eaton V Inc Fund of Boston A	EVIBX	7.7	-33.7	11/08	8.9	6.5	6.8	3	0.51	0.70	0.67	4	2	2	3	2
FI	High Yld Bond	Amer Fds American Hi Inc Tr A	AHITX	7.5	-32.8	11/08	8.9	6.5	6.0	3	0.49	0.67	0.73	4	2	2	2	1
FI	High Yld Bond	Franklin High Income A	FHAIX	7.4	-29.5	11/08	8.9	6.3	5.6	3	0.48	0.68	0.76	4	5	3	3	1
FI	High Yld Bond	Federated High-Income Bond A	FHIIX	6.9	-30.0	11/08	8.5	6.2	6.1	3	0.45	0.62	0.64	4	3	3	4	2
FI	High Yld Bond	DWS High Income A	KHYAX	6.9	-29.4	11/08	8.1	5.9	5.9	3	0.47	0.63	0.64	4	3	3	2	2
FI	High Yld Bond	TCW High-Yield Bond I	TGHYX	6.8	-32.3	11/08	8.4	6.1	5.2	3	0.45	0.61	0.71	4	2	2	1	5
FI	High Yld Bond	Fidelity High Income	SPHIX	7.8	-29.3	11/08	9.3	6.8	8.0	3	0.51	0.70	0.59	3	4	4	3	3
FI	High Yld Bond	Federated High-Yield Svc	FHYTX	7.2	-32.1	11/08	9.1	6.6	7.0	3	0.45	0.62	0.59	3	4	3	3	3
FI	High Yld Bond	Putnam High Yield A	PHIGX	6.7	-31.1	11/08	8.7	6.4	7.2	3	0.41	0.56	0.50	3	3	2	2	2
FI	High Yld Bond	Colum High Yield Bond A	INEAX	6.6	-28.5	11/08	8.5	6.0	6.8	3	0.42	0.59	0.52	3	4	3	3	2
FI	High Yld Bond	MFS High Income A	MHITX	6.6	-34.3	11/08	8.7	6.5	6.4	3	0.40	0.53	0.54	3	1	1	3	1
FI	High Yld Bond	Prudential High-Yield B	PBHYX	6.6	-26.9	11/08	8.2	6.0	5.7	3	0.42	0.58	0.60	3	4	4	4	3
FI	High Yld Bond	Fidelity Adv High Inc Adv A	FAHDX	7.8	-45.4	11/08	12.5	8.9	10.1	4	0.37	0.53	0.46	2	1	1	1	2
FI	High Yld Bond	Northeast Investors	NTHEX	6.8	-46.2	02/09	9.7	7.1	8.8	4	0.39	0.53	0.42	2	1	1	1	4
FI	High Yld Bond	Westcore Flexible Income	WTLTX	6.7	-36.4	11/08	7.8	5.5	7.8	3	0.46	0.65	0.46	2	1	1	5	4
FI	High Yld Bond	Eaton Vance High Inc Oppor B	EVHIX	6.6	-39.5	12/08	9.7	7.3	9.7	4	0.37	0.49	0.36	2	1	1	3	5
FI	High Yld Bond	Putnam High Yield Advantage A	PHYIX	6.6	-29.0	11/08	8.4	6.3	7.7	3	0.42	0.56	0.46	2	4	3	2	2
FI	High Yld Bond	Colum High Yield Oppor A	COLHX	6.4	-33.7	11/08	8.6	6.3	7.4	3	0.39	0.53	0.45	2	1	2	4	3
FI	High Yld Bond	Value Line Core Bond Fund	VAGIX	6.1	-27.6	10/02	8.2	6.2	9.1	3	0.37	0.49	0.33	2	4	3	4	2
FI	High Yld Bond	Western Asset High Income B	SHIBX	6.1	-36.7	11/08	9.4	7.0	8.8	4	0.31	0.42	0.34	2	1	2	3	4
FI	High Yld Bond	First Invs Fund For Income A	FIFIX	6.0	-32.1	11/08	7.7	5.8	6.3	3	0.38	0.51	0.47	2	1	1	3	1
FI	High Yld Bond	Wells Far Adv High Yld Bond B	EKHBX	5.9	-33.0	11/08	8.2	6.0	6.1	3	0.34	0.47	0.46	2	1	2	4	5
FI	High Yld Bond	Nicholas High Income I	NCINX	5.7	-28.4	11/08	8.0	6.0	6.3	3	0.32	0.43	0.41	2	3	3	4	5
FI	High Yld Bond	Thrivent High Yield A	LBHYX	5.9	-29.2	10/02	8.9	6.6	8.9	3	0.31	0.42	0.31	1	4	3	3	2
FI	High Yld Bond	JHancock High-Yield B	TSHYX	5.8	-56.4	03/09	11.6	8.5	14.5	5	0.23	0.32	0.19	1	1	1	1	4
FI	High Yld Bond	Loomis Sayles High Income A	NEFHX	5.2	-38.4	10/02	10.1	7.6	12.1	4	0.21	0.28	0.18	1	3	2	1	2
FI	High Yld Bond	Invesco High Yield A	AMHYX	5.1	-42.9	10/02	9.6	7.3	14.9	4	0.21	0.27	0.13	1	3	3	2	3
FI	High Yld Bond	Virtus High-Yield A	PHCHX	5.0	-29.6	11/08	8.4	6.4	8.3	3	0.23	0.31	0.24	1	1	1	3	2

FI	High Yld Bond	Invesco High-Yield Secs A	HYLAX	3.0	-58.4	10/02	10.0	8.1	27.7	5	-0.01	-0.02	-0.01	1	3	2	2	5
FI	Infl-Prot Bond	Loomis Sayles Inf Prot Secs I	LSGSX	6.6	-15.1	10/08	6.5	4.4	3.2	2	0.54	0.79	1.08	5	1	3	5	5
FI	Interm Gov	Target Mortgage Backed Sec T	TGMBX	6.1	-4.1	12/08	2.9	1.7	0.8	2	1.02	1.77	3.56	5	4	3	5	4
FI	Interm Gov	Vanguard GNMA Inv	VFIIX	6.0	-3.5	04/94	3.0	1.8	0.8	2	0.98	1.64	3.73	5	5	5	5	3
FI	Interm Gov	Mgrs Inter Duration Govt	MGIDX	5.9	-4.1	06/94	2.9	1.8	0.9	1	0.95	1.57	3.00	5	4	5	5	4
FI	Interm Gov	Fidelity GNMA Fund	FGMNX	5.8	-4.4	06/94	2.8	1.6	0.9	1	0.99	1.71	3.15	5	5	5	5	4
FI	Interm Gov	ING GNMA Income A	LEXNX	5.7	-4.2	06/94	3.0	1.8	0.9	2	0.85	1.43	2.85	5	4	5	5	2
FI	Interm Gov	T. Rowe Price GNMA	PRGMX	5.6	-4.3	06/94	2.9	1.8	0.9	1	0.85	1.40	2.72	5	5	5	5	3
FI	Interm Gov	American Cent Ginnie Mae Inv	BGNMX	5.6	-3.8	04/94	2.7	1.6	0.8	1	0.90	1.52	3.17	5	5	5	5	3
FI	Interm Gov	Gr-West U.S. Gv Mortg Sec Ini	MXGMX	5.6	-4.6	05/94	3.1	1.9	1.0	2	0.80	1.28	2.47	5	4	5	3	4
FI	Interm Gov	Federated Income Instl	FICMX	5.5	-3.2	05/94	2.7	1.6	0.7	1	0.87	1.49	3.23	5	5	4	3	3
FI	Interm Gov	Fidelity Inter Government Inc	FSTGX	5.2	-3.2	07/03	3.0	1.8	0.8	2	0.72	1.21	2.56	5	2	2	2	4
FI	Interm Gov	PNC Government Mortgage A	POMAX	5.0	-2.4	07/03	2.5	1.5	0.6	2	0.77	1.32	3.32	5	4	3	2	1
FI	Interm Gov	JPMorgan Gov Bond Select	HLGAX	6.0	-5.1	11/94	4.1	2.5	1.5	2	0.70	1.14	1.98	4	3	3	2	4
FI	Interm Gov	SEI Daily Income GNMA A	SEGMX	5.8	-5.7	06/94	3.0	1.9	1.2	2	0.87	1.43	2.27	4	5	5	5	3
FI	Interm Gov	SEI Daily Inc Int-Dur Govt A	TCPGX	5.6	-4.0	11/94	3.4	1.9	1.1	2	0.74	1.29	2.32	4	3	3	2	5
FI	Interm Gov	Amer Cent Government Bond Inv	CPTNX	5.5	-4.1	03/02	3.5	2.1	1.2	2	0.67	1.11	1.98	4	3	3	2	3
FI	Interm Gov	USAA Government Securities	USGNX	5.4	-5.7	08/99	3.0	1.9	1.1	1	0.77	1.21	2.07	4	5	5	5	3
FI	Interm Gov	Federated GNMA Instl	FGMAX	5.4	-4.6	04/94	2.8	1.7	1.0	2	0.80	1.32	2.32	4	5	4	3	2
FI	Interm Gov	BMO Government Income Y	MRGIX	5.3	-4.1	11/94	3.0	1.9	1.0	1	0.76	1.20	2.30	4	5	3	5	4
FI	Interm Gov	DWS Strat Gov Securities A	KUSAX	5.3	-4.4	11/94	3.0	1.8	1.0	1	0.73	1.19	2.24	4	5	4	3	2
FI	Interm Gov	Wright Current Income Fund	WCIFX	5.2	-5.4	11/94	2.8	1.8	1.1	1	0.76	1.21	2.01	4	5	5	5	4
FI	Interm Gov	BlackRock US Gov Bond Instl	PNIGX	5.2	-4.7	11/94	3.0	1.8	1.1	1	0.72	1.18	1.95	4	3	2	2	4
FI	Interm Gov	Franklin US Government Secs A	FKUSX	5.2	-4.7	06/94	2.8	1.7	1.0	2	0.75	1.23	2.19	4	4	4	2	1
FI	Interm Gov	Fed Fund for US Govt Secs A	FUSGX	4.8	-3.7	06/94	2.6	1.7	0.8	1	0.63	0.98	1.96	4	3	2	2	1
FI	Interm Gov	Vanguard Interm-Tm Treas Inv	VFITX	6.2	-6.5	11/94	4.9	3.0	2.0	2	0.63	1.04	1.55	3	2	2	2	4
FI	Interm Gov	Wells Fargo Adv Gov Sec Inv	STVSX	5.7	-5.7	06/94	3.7	2.2	1.4	2	0.73	1.18	1.89	3	3	3	2	3
FI	Interm Gov	T. Rowe Price US Treas Interm	PRTIX	5.7	-4.3	01/00	4.5	2.7	1.6	2	0.58	0.96	1.58	3	2	2	2	3
FI	Interm Gov	Putnam US Government Income A	PGSIX	5.4	-12.7	11/08	3.7	2.3	1.5	2	0.64	1.02	1.55	3	2	1	2	2
FI	Interm Gov	Goldman Sachs Gov Income A	GSGOX	5.3	-4.4	04/94	3.4	2.1	1.2	2	0.63	1.03	1.89	3	2	2	2	1
FI	Interm Gov	Federated Gov Income Secs F	FGOIX	5.0	-3.6	06/94	3.3	2.1	1.1	2	0.58	0.91	1.73	3	2	3	3	3
FI	Interm Gov	DFA Inter Govt Fixed-Income I	DFIGX	6.3	-6.4	11/94	5.0	3.1	2.1	2	0.63	1.03	1.51	2	2	2	2	4
FI	Interm Gov	Northern US Treasury Index	BTIAX	5.7	-5.4	11/94	4.6	2.9	1.9	2	0.57	0.91	1.38	2	1	1	2	3
FI	Interm Gov	Dupree Intermediate Govt Bond	DPIGX	5.6	-8.1	10/94	3.9	2.3	1.7	2	0.66	1.09	1.46	2	3	2	2	4
FI	Interm Gov	Fidelity Government Income	FGOVX	5.6	-7.3	11/94	4.1	2.6	1.8	2	0.61	0.96	1.36	2	2	3	2	4
FI	Interm Gov	Colum US Treasury Index Z	IUTIX	5.6	-5.5	06/94	4.5	2.8	1.9	2	0.55	0.87	1.30	2	1	1	2	3
FI	Interm Gov	Sentinel Gov Securities A	SEGSX	5.5	-6.3	11/94	3.6	2.4	1.7	2	0.66	1.00	1.42	2	4	3	2	2
FI	Interm Gov	Putnam Amer Gov Income A	PAGVX	5.3	-10.0	11/08	4.1	2.6	1.8	2	0.53	0.84	1.24	2	2	1	2	2
FI	Interm Gov	Principal Gov & Hi Qual Bd A	CMPGX	5.2	-7.0	11/94	3.2	2.1	1.5	2	0.67	1.04	1.47	2	4	5	3	5
FI	Interm Gov	Oppenheimer US Government A	OUSGX	5.1	-9.0	11/08	3.7	2.4	1.4	2	0.55	0.86	1.43	2	1	1	2	1
FI	Interm Gov	MFS Government Securities A	MFGSX	5.1	-5.2	06/94	3.7	2.3	1.5	2	0.55	0.87	1.34	2	2	2	1	1
FI	Interm Gov	Dreyfus US Treas Inter Term	DRGIX	4.9	-5.3	11/94	3.8	2.3	1.7	2	0.48	0.78	1.09	2	1	1	1	3
FI	Interm Gov	SunAmerica GNMA B	GNMBX	4.9	-5.6	07/03	3.7	2.4	1.2	2	0.49	0.75	1.50	2	2	2	2	2
FI	Interm Gov	Sterling Cap Interm US Govt A	BGVAX	4.9	-5.8	11/94	3.7	2.3	1.6	2	0.49	0.77	1.13	2	2	2	1	2
FI	Interm Gov	Amer Fds US Government Sec A	AMUSX	4.9	-6.6	11/94	3.5	2.2	1.6	2	0.51	0.81	1.14	2	2	2	2	1
FI	Interm Gov	Waddell & Reed Gov Secs A	UNGVX	4.9	-6.2	11/94	3.8	2.4	1.6	2	0.47	0.75	1.10	2	1	1	1	1
FI	Interm Gov	Invesco US Government A	AGOVX	4.7	-4.9	04/94	3.5	2.2	1.4	2	0.45	0.72	1.15	2	2	1	1	1
FI	Interm Gov	First Investors Government A	FIGVX	4.5	-5.6	11/94	2.9	1.9	1.2	2	0.50	0.76	1.24	2	3	3	2	1
FI	Interm Gov	Huntington Inter Govt Inc A	HMGCX	4.4	-3.8	06/94	3.1	2.0	1.1	2	0.41	0.65	1.17	2	1	2	1	1
FI	Interm Gov	ISI Tot Return US Treasury	TRUSX	5.6	-6.4	12/99	5.6	3.4	2.5	2	0.45	0.73	0.98	1	1	1	1	2
FI	Interm Gov	VALIC Co I Gov Securities	VCGSX	5.3	-6.7	06/94	4.4	2.9	2.1	2	0.49	0.75	1.03	1	1	1	2	3

FI	Interm Gov	West Asset Mort Backed Sec B	HGVSX	4.9	-6.5	01/00	3.9	2.7	2.0	2	0.46	0.68	0.92	1	2	5	5	5
FI	Interm Gov	Morgan Stanley US Govt Secs B	USGBX	4.7	-9.8	10/08	3.6	2.4	2.1	2	0.45	0.67	0.78	1	1	1	3	5
FI	Interm Gov	Prudential Gov Income B	PBGPX	4.6	-6.8	11/94	3.9	2.6	1.9	2	0.40	0.58	0.82	1	1	3	2	4
FI	Interm Gov	Invesco US Mortgage A	VKMGX	4.6	-7.0	11/94	3.0	2.0	1.6	1	0.51	0.75	0.93	1	1	1	4	1
FI	Interm Gov	Hartford US Gov Secs HLS IA	HAUSX	4.6	-8.2	11/94	3.4	2.3	1.9	2	0.44	0.64	0.77	1	1	1	2	5
FI	Interm Gov	JHancock Government Income B	TSGIX	4.5	-7.3	11/94	3.9	2.7	2.0	2	0.37	0.54	0.71	1	1	2	3	4
FI	Interm Gov	SunAmerica US Govt Sec B	SGTBX	4.4	-6.2	07/03	4.1	2.7	1.6	3	0.33	0.50	0.82	1	1	1	1	2
FI	Interm Gov	MainStay Government B	MCSGX	4.3	-4.7	07/03	3.8	2.5	1.6	2	0.32	0.47	0.75	1	1	2	2	3
FI	Interm Gov	Morgan Stanley Mortgage Sec B	MTGBX	4.3	-12.2	10/08	3.8	2.8	3.1	2	0.31	0.43	0.38	1	1	1	5	5
FI	Interm Gov	AMF US Government Mortgage	ASMTX	4.1	-11.1	10/08	3.3	2.3	2.9	2	0.30	0.44	0.34	1	1	1	2	3
FI	Int-Tm Bond	PIMCO Tot Return Instl	PTTRX	7.3	-5.6	06/94	4.0	2.4	1.4	2	1.05	1.77	3.07	5	5	5	2	3
FI	Int-Tm Bond	PIMCO Tot Return III Instl	PTSAX	7.2	-5.4	05/94	4.1	2.5	1.4	2	0.99	1.66	2.94	5	5	4	2	3
FI	Int-Tm Bond	Harbor Bond Instl	HABDX	7.0	-5.2	10/08	4.0	2.4	1.4	2	0.97	1.62	2.82	5	5	4	2	3
FI	Int-Tm Bond	Janus Flexible Bond D	JANFX	7.0	-5.3	12/94	3.9	2.3	1.3	2	0.99	1.68	2.91	5	5	5	4	3
FI	Int-Tm Bond	Target Tot Return Bond T	TATBX	6.9	-8.4	10/08	4.2	2.5	1.6	2	0.91	1.50	2.40	5	4	3	2	2
FI	Int-Tm Bond	PIMCO Tot Return II Instl	PMBIX	6.9	-5.0	06/94	4.1	2.4	1.3	2	0.93	1.56	2.83	5	5	5	2	3
FI	Int-Tm Bond	Dodge & Cox Income	DODIX	6.6	-8.0	10/08	3.9	2.3	1.5	2	0.89	1.53	2.33	5	4	3	4	3
FI	Int-Tm Bond	Target Inter-Term Bond T	TAIBX	6.5	-3.6	07/03	3.2	1.8	0.8	2	1.05	1.83	4.02	5	5	5	2	2
FI	Int-Tm Bond	JPMorgan Core Bond Select	WOBDX	6.4	-8.1	12/94	3.7	2.2	1.6	2	0.90	1.50	2.09	5	5	5	4	2
FI	Int-Tm Bond	Spartan U.S. Bond Index Inv	FBIDX	6.0	-4.8	06/94	3.6	2.2	1.3	2	0.80	1.29	2.28	5	4	5	2	2
FI	Int-Tm Bond	Vanguard Tot Bd Mkt Idx Inv	VBMFX	5.9	-5.0	06/94	3.6	2.2	1.3	2	0.78	1.27	2.21	5	5	5	2	2
FI	Int-Tm Bond	Westcore Plus Bond	WTIBX	5.9	-7.7	10/08	3.3	2.1	1.3	2	0.87	1.37	2.16	5	4	3	3	2
FI	Int-Tm Bond	T. Rowe Price New Income	PRCIX	5.9	-6.0	10/08	3.7	2.4	1.3	2	0.75	1.16	2.08	5	5	4	3	2
FI	Int-Tm Bond	Consulting Group Core Fx-Inc	TIIUX	5.9	-6.5	10/08	3.4	2.1	1.3	2	0.81	1.33	2.14	5	4	3	3	3
FI	Int-Tm Bond	Fidelity Mortgage Secs	FMSFX	5.8	-3.2	10/08	2.6	1.5	0.7	1	1.04	1.76	3.70	5	4	5	5	2
FI	Int-Tm Bond	Glenmede Core Fixed Income	GTCGX	5.7	-4.7	06/94	3.6	2.2	1.2	2	0.73	1.20	2.14	5	4	4	1	2
FI	Int-Tm Bond	Dreyfus GNMA Z	DRGMX	5.3	-4.1	11/94	2.9	1.8	0.9	1	0.75	1.19	2.38	5	5	5	3	2
FI	Int-Tm Bond	Loomis Sayles Core Plus Bd A	NEFRX	6.4	-9.7	10/08	4.9	2.9	1.9	2	0.69	1.14	1.75	4	4	3	4	3
FI	Int-Tm Bond	TCW Core Fixed-Income I	TGCFX	6.4	-7.1	12/94	3.8	2.3	1.6	2	0.86	1.43	2.01	4	5	5	5	3
FI	Int-Tm Bond	Colum Intermediate Bond Z	SRBFX	6.2	-10.9	10/08	3.9	2.5	1.7	2	0.81	1.26	1.80	4	2	2	4	2
FI	Int-Tm Bond	Russell Invest Grade Bond I	RFASX	6.1	-8.4	10/08	3.7	2.4	1.7	2	0.81	1.28	1.82	4	3	3	3	2
FI	Int-Tm Bond	Touchstone Tot Return Bond Y	TCPYX	6.1	-5.8	11/08	3.9	2.4	1.6	2	0.77	1.23	1.87	4	4	4	5	2
FI	Int-Tm Bond	GE S&S Income	GESLX	6.0	-7.7	10/08	3.6	2.3	1.5	2	0.80	1.25	1.91	4	2	2	5	2
FI	Int-Tm Bond	Elfun Income	EINFX	6.0	-7.8	10/08	3.7	2.4	1.5	2	0.79	1.23	1.86	4	2	2	5	2
FI	Int-Tm Bond	MainStay Inter Term Bond I	MTMIX	5.9	-5.2	11/94	3.8	2.4	1.5	2	0.74	1.16	1.85	4	5	5	5	3
FI	Int-Tm Bond	Bernstein Inter Duration	SNIDX	5.8	-10.0	10/08	3.9	2.6	1.6	2	0.70	1.05	1.64	4	2	2	3	2
FI	Int-Tm Bond	JPMorgan Core Plus Bond A	ONIAx	5.7	-9.0	10/08	3.5	2.3	1.5	2	0.74	1.14	1.81	4	3	2	5	2
FI	Int-Tm Bond	MainStay Indexed Bond I	MIXIX	5.7	-5.4	06/94	3.7	2.3	1.4	2	0.70	1.13	1.80	4	4	5	2	2
FI	Int-Tm Bond	Orion/Monetta Inter Bond	MIBFX	5.7	-10.0	10/08	3.8	2.6	1.5	2	0.67	0.99	1.68	4	2	2	2	5
FI	Int-Tm Bond	CNI Chart Full Mat Fixd Inc I	AHFMX	5.7	-5.4	06/94	3.6	2.3	1.5	2	0.71	1.10	1.75	4	3	4	2	2
FI	Int-Tm Bond	Franklin Strat Mortgage A1	FSMIX	5.6	-8.7	11/08	3.1	1.9	1.4	2	0.83	1.32	1.82	4	2	2	5	3
FI	Int-Tm Bond	Great-West Bond Index Init	MXBIX	5.6	-4.9	11/94	3.7	2.3	1.3	2	0.66	1.08	1.90	4	4	5	2	2
FI	Int-Tm Bond	Cutler Fixed Income	CALFX	5.4	-6.7	10/08	3.4	2.1	1.4	2	0.68	1.12	1.72	4	3	3	2	2
FI	Int-Tm Bond	Brown Advisory Inter Inc Adv	BAIAX	5.1	-4.9	12/94	2.9	1.8	1.1	1	0.69	1.11	1.89	4	5	4	2	2
FI	Int-Tm Bond	Colum Corporate Income Z	SRINX	6.8	-15.4	10/08	5.1	3.3	2.6	2	0.73	1.14	1.43	3	2	2	3	3
FI	Int-Tm Bond	Federated Bond F	ISHIX	6.7	-16.1	11/08	5.2	3.5	2.7	2	0.69	1.02	1.35	3	2	1	3	3
FI	Int-Tm Bond	Principal Income A	CMPIX	6.4	-10.6	10/08	4.6	2.9	2.1	2	0.73	1.15	1.59	3	3	2	3	3
FI	Int-Tm Bond	MFS Bond A	MFBFX	6.4	-13.4	11/08	5.0	3.3	2.6	2	0.66	1.00	1.29	3	2	2	2	2
FI	Int-Tm Bond	JHancock Bond A	JHNBX	6.4	-13.7	11/08	4.4	2.9	2.4	2	0.74	1.14	1.34	3	2	2	3	5
FI	Int-Tm Bond	Russell Strategic Bond I	RFCSX	6.3	-12.8	11/08	3.9	2.5	2.4	2	0.83	1.30	1.37	3	2	1	5	3
FI	Int-Tm Bond	USAA Income	USAIX	6.3	-8.6	11/08	4.4	3.0	2.3	2	0.72	1.08	1.41	3	3	2	5	3

FI	Int-Tm Bond	SEI Insl Mgd Core Fixed-Inc A	TRLVX	6.1	-12.0	11/08	4.2	2.7	2.3	2	0.73	1.12	1.35	3	2	2	5	3
FI	Int-Tm Bond	Hartford Tot Ret Bond HLS IA	HIABX	6.1	-11.2	11/08	4.0	2.6	2.2	2	0.77	1.16	1.38	3	2	1	5	3
FI	Int-Tm Bond	Artio Tot Return Bond A	BJBGX	6.1	-8.1	08/94	4.1	2.5	2.1	2	0.72	1.19	1.43	3	4	3	4	2
FI	Int-Tm Bond	Colum Bond Z	UMMGX	5.9	-8.2	10/94	4.3	2.8	2.0	2	0.65	1.00	1.38	3	4	4	3	2
FI	Int-Tm Bond	Pioneer Bond A	PIOBX	5.9	-8.1	10/08	3.9	2.6	1.9	2	0.70	1.07	1.42	3	3	2	5	5
FI	Int-Tm Bond	HighMark Bond Fid	HMBDX	5.8	-6.6	11/94	3.8	2.4	1.7	2	0.71	1.09	1.58	3	4	4	5	2
FI	Int-Tm Bond	Calvert Bond A	CSIBX	5.6	-7.3	10/08	4.0	2.7	1.8	2	0.63	0.93	1.36	3	2	1	2	2
FI	Int-Tm Bond	Munder Bond Y	MUCYX	5.6	-7.1	10/08	4.0	2.7	1.8	2	0.62	0.93	1.42	3	3	3	4	3
FI	Int-Tm Bond	Fidelity Intermediate Bond	FTHRX	5.6	-9.9	11/08	3.3	2.2	1.6	2	0.74	1.14	1.54	3	2	2	3	2
FI	Int-Tm Bond	JHancock Invest Grade Bond A	TAUSX	5.5	-9.9	11/08	3.5	2.3	1.7	2	0.69	1.08	1.46	3	2	2	5	3
FI	Int-Tm Bond	Nuveen Inter Term Bond I	FINIX	5.5	-12.2	11/08	3.7	2.4	1.9	2	0.66	1.02	1.27	3	1	1	2	2
FI	Int-Tm Bond	Fidelity Advisor Inter Bond I	EFIPX	5.5	-10.9	11/08	3.4	2.2	1.7	2	0.70	1.07	1.37	3	2	2	3	2
FI	Int-Tm Bond	RS Investment Quality Bond A	GUIQX	5.3	-6.7	11/94	3.6	2.3	1.7	2	0.62	0.96	1.35	3	3	3	2	2
FI	Int-Tm Bond	PNC Intermediate Bond I	PIKIX	5.2	-6.3	11/94	3.3	2.1	1.4	2	0.63	0.98	1.45	3	4	4	2	2
FI	Int-Tm Bond	Madison Mosaic Core Bond Y	MADBX	5.1	-6.9	04/94	3.5	2.3	1.5	2	0.58	0.89	1.32	3	4	4	1	2
FI	Int-Tm Bond	Mgrs Bond Service	MGFIX	7.7	-23.2	10/08	7.0	4.8	4.1	3	0.65	0.95	1.11	2	1	1	3	3
FI	Int-Tm Bond	Western Asset Core Bond I	WATFX	6.7	-18.3	11/08	5.5	3.5	3.2	2	0.65	1.02	1.12	2	1	1	5	2
FI	Int-Tm Bond	Calvert Income A	CFICX	6.1	-13.7	10/08	4.8	3.4	3.0	2	0.63	0.90	1.01	2	1	1	1	3
FI	Int-Tm Bond	Lord Abbett Income A	LAGVX	6.1	-17.7	11/08	5.3	3.7	2.8	2	0.57	0.82	1.07	2	2	2	3	3
FI	Int-Tm Bond	Nationwide Bond Inst Service	MUIBX	6.0	-10.7	10/94	4.6	3.0	2.7	2	0.63	0.94	1.09	2	3	2	3	3
FI	Int-Tm Bond	ING Intermediate Bond Port I	IIPIX	5.9	-12.9	02/09	3.7	2.4	2.6	2	0.76	1.18	1.09	2	1	1	5	3
FI	Int-Tm Bond	BlackRock Core Bond Instl	BFMCX	5.9	-13.5	11/08	4.0	2.6	2.2	2	0.71	1.09	1.26	2	1	1	2	3
FI	Int-Tm Bond	Invesco Corporate Bond A	ACCBX	5.8	-17.5	10/08	5.3	3.5	2.9	2	0.51	0.77	0.93	2	1	1	2	2
FI	Int-Tm Bond	Fidelity Invest Grade Bond	FBNDX	5.8	-10.8	11/08	3.9	2.6	2.2	2	0.70	1.04	1.23	2	2	2	4	2
FI	Int-Tm Bond	Fwd Invest Grade Fxd-Inc Insl	AIFIX	5.7	-8.6	10/08	4.6	2.9	2.2	2	0.57	0.89	1.15	2	2	3	2	2
FI	Int-Tm Bond	TS&W Fixed Income Inst	TSWFX	5.6	-12.4	10/08	4.4	3.0	2.3	2	0.58	0.84	1.11	2	2	2	5	3
FI	Int-Tm Bond	Parnassus Fixed-Income	PRFIX	5.6	-9.6	11/94	4.2	2.6	2.2	2	0.59	0.97	1.12	2	4	3	1	2
FI	Int-Tm Bond	Sextant Bond Income	SBIFX	5.5	-10.4	10/08	5.4	3.7	2.5	2	0.45	0.66	0.96	2	2	2	2	2
FI	Int-Tm Bond	VALIC Co I Cap Conservation	VCCCX	5.4	-8.4	11/94	4.1	2.7	2.1	2	0.57	0.84	1.09	2	2	2	4	2
FI	Int-Tm Bond	Schwab Tot Bond Market	SWLBX	5.4	-9.8	10/08	4.4	2.9	2.6	2	0.52	0.78	0.89	2	1	2	2	2
FI	Int-Tm Bond	Johnson Fixed-Income	JFINX	5.3	-6.8	11/94	3.7	2.3	1.8	2	0.60	0.95	1.24	2	5	4	2	2
FI	Int-Tm Bond	Delaware Core Plus Bond A	DEGGX	5.2	-8.3	10/08	4.0	2.6	2.0	2	0.54	0.82	1.05	2	2	3	2	2
FI	Int-Tm Bond	Huntington Fixed-Inc Sec Tr	HFISX	5.2	-6.5	11/94	4.1	2.7	1.9	2	0.52	0.80	1.14	2	3	3	1	2
FI	Int-Tm Bond	Wright Tot Return Bond	WTRBX	5.2	-8.3	11/94	4.3	2.9	2.3	2	0.49	0.74	0.92	2	3	3	2	2
FI	Int-Tm Bond	Waddell & Reed Bond A	UNBDX	5.2	-7.8	11/94	3.9	2.5	1.9	2	0.55	0.85	1.11	2	2	3	1	2
FI	Int-Tm Bond	RidgeWorth Core Bond Fund A	STGIX	5.2	-5.5	11/94	4.3	2.8	1.7	2	0.48	0.75	1.20	2	3	3	1	2
FI	Int-Tm Bond	Highland Fixed Income A	HFBAX	5.1	-7.5	10/08	3.6	2.4	1.6	2	0.54	0.81	1.23	2	2	2	3	2
FI	Int-Tm Bond	TETON Westwood Inter Bond AAA	WEIBX	4.9	-7.8	12/94	3.9	2.6	1.8	2	0.48	0.71	1.01	2	2	4	1	2
FI	Int-Tm Bond	PNC Bond A	PAAAX	4.7	-7.6	10/08	3.8	2.6	1.5	2	0.42	0.62	1.04	2	2	2	1	2
FI	Int-Tm Bond	Putnam Income A	PINCX	5.8	-27.0	11/08	6.0	4.3	3.7	3	0.46	0.63	0.75	1	1	1	4	5
FI	Int-Tm Bond	Cavanal Hill Bond Inv	APBDX	5.7	-16.6	02/09	3.8	2.5	3.2	2	0.67	1.02	0.80	1	1	1	5	3
FI	Int-Tm Bond	Advance Capital I Ret Inc Ret	ADRIX	5.7	-18.9	11/08	5.2	3.7	3.7	2	0.49	0.70	0.69	1	1	1	2	2
FI	Int-Tm Bond	Morg Stan Instl Corp Bond I	MPFDX	5.6	-15.5	10/08	3.8	2.5	3.4	2	0.67	1.02	0.76	1	1	1	3	2
FI	Int-Tm Bond	M Stan Ins Core Plus FI Insl	MPFIX	5.6	-19.3	10/08	3.9	2.7	4.4	2	0.66	0.95	0.58	1	1	1	5	3
FI	Int-Tm Bond	ISI North Amer Gov Bond A	NOAMX	5.5	-15.1	01/95	5.3	3.8	2.9	2	0.45	0.64	0.82	1	2	2	1	2
FI	Int-Tm Bond	Morg Stan Inst Core Fixed Inc	MPSFX	5.5	-16.2	10/08	3.7	2.5	3.3	2	0.64	0.96	0.73	1	1	1	3	2
FI	Int-Tm Bond	Thrivent Income A	LUBIX	5.4	-16.8	11/08	4.9	3.3	3.1	2	0.48	0.72	0.75	1	1	1	2	2
FI	Int-Tm Bond	Nuveen Core Plus Bond A	FAFIX	5.4	-16.0	11/08	4.6	2.9	2.7	2	0.51	0.79	0.86	1	1	1	2	3
FI	Int-Tm Bond	First Invs Investment Grade A	FIGX	5.4	-17.7	10/08	5.2	3.6	3.2	2	0.45	0.64	0.73	1	1	1	2	2
FI	Int-Tm Bond	DWS Core Fixed Income Inst	MFINX	5.4	-16.4	11/08	4.1	2.9	3.5	2	0.57	0.80	0.65	1	1	1	4	3
FI	Int-Tm Bond	Amer Fds Bond Fund of Amer A	ABNDX	5.4	-15.6	11/08	4.3	3.0	3.0	2	0.54	0.77	0.77	1	1	1	2	2

FI	Int-Tm Bond	BMO Short-Intermediate Bond Y	MAIBX	5.1	-18.4	02/09	4.6	3.0	2.8	2	0.44	0.67	0.72	1	1	1	2	2
FI	Int-Tm Bond	Cavalan Hill Inter Bd Inv	APFBX	5.0	-18.8	02/09	3.2	2.2	3.8	2	0.61	0.87	0.51	1	1	1	5	5
FI	Int-Tm Bond	Thrivent Core Bond A	AAINX	4.9	-14.1	11/08	4.1	2.8	2.7	2	0.45	0.66	0.67	1	1	1	5	2
FI	Int-Tm Bond	Ivy Bond A	IBOAX	4.9	-10.9	11/08	4.0	2.7	2.7	2	0.45	0.66	0.67	1	1	1	4	2
FI	Int-Tm Bond	DWS Core Plus Income S	SCSBX	4.6	-19.7	02/09	4.3	3.2	4.5	2	0.35	0.46	0.34	1	1	1	4	2
FI	Int-Tm Bond	Huntington Mortgage Sec A	HUMSX	4.4	-26.2	11/94	4.8	3.9	5.3	2	0.28	0.35	0.26	1	3	2	1	2
FI	Int-Tm Bond	Guggen Invest Grade Bond A	SIUSX	4.4	-12.7	11/08	4.2	3.0	3.1	2	0.31	0.44	0.43	1	1	1	2	4
FI	Int-Tm Bond	Oppenheimer Core Bond A	OPIGX	3.3	-43.6	02/09	7.2	6.3	12.4	5	0.02	0.03	0.01	1	1	1	5	3
FI	Long Gov	PIMCO Long-Term US Gov Instl	PGOVX	8.6	-11.5	11/94	9.6	5.8	4.3	5	0.57	0.95	1.29	5	5	5	3	2
FI	Long Gov	Vanguard Long-Term Treas Inv	VUSTX	7.8	-12.1	01/11	9.8	5.9	4.9	5	0.48	0.80	0.97	4	4	3	2	2
FI	Long Gov	T. Rowe Price US Treas Lg-Tm	PRULX	7.4	-11.8	01/11	9.4	5.6	4.6	5	0.46	0.76	0.93	3	4	4	2	2
FI	Long Gov	Amer Cent Zero Cpn 2020 Inv	BTTTX	9.6	-28.3	10/94	14.5	9.3	8.6	4	0.45	0.70	0.76	2	4	5	5	5
FI	Long Gov	Dreyfus US Treasury Long-Term	DRGBX	6.7	-13.1	12/09	9.1	5.5	4.9	5	0.40	0.67	0.75	2	3	3	2	2
FI	Long Gov	Wasatch-Hoisington US Treas	WHOSX	8.1	-22.6	12/09	12.8	7.7	7.1	5	0.39	0.65	0.71	1	2	2	2	2
FI	Long-Tm Bond	Vang Long-Tm Inv-Grade Inv	VWESX	7.7	-16.8	10/08	8.6	5.4	3.7	3	0.53	0.86	1.24	5	3	3	2	2
FI	Long-Tm Bond	Western Asset Corp Bond B	HBDIX	6.0	-29.8	10/08	9.2	6.5	6.7	3	0.31	0.44	0.43	1	1	2	3	3
FI	Multisec Bond	JHancock Income A	JHFIX	7.3	-13.9	11/08	5.2	3.4	2.5	2	0.81	1.24	1.67	5	4	3	2	2
FI	Multisec Bond	T. Rowe Price Spectrum Income	RPSIX	7.1	-14.2	02/09	4.8	3.1	2.4	2	0.84	1.29	1.71	5	4	3	3	2
FI	Multisec Bond	Colum Strategic Income A	COSIX	6.8	-12.3	11/08	5.2	3.5	2.4	2	0.71	1.05	1.56	5	5	4	3	2
FI	Multisec Bond	Loomis Sayles Bond Instl	LSBDX	9.7	-28.7	11/08	8.5	5.8	4.9	3	0.78	1.14	1.36	4	2	2	2	2
FI	Multisec Bond	DWS Unconstrained Income A	KSTAX	6.6	-15.2	10/08	5.8	4.0	3.0	2	0.61	0.88	1.17	4	4	3	3	2
FI	Multisec Bond	Oppen Global Strategic Inc A	OPSIX	6.9	-23.4	02/09	6.3	4.5	4.3	3	0.61	0.84	0.89	3	2	2	2	2
FI	Multisec Bond	Lord Abbett Bond-Debenture A	LBNDX	6.8	-25.3	11/08	7.1	5.1	4.2	3	0.53	0.73	0.88	3	2	2	2	2
FI	Multisec Bond	Eaton Vance Strat Income B	EVSGX	6.1	-11.8	12/08	5.1	3.6	2.8	2	0.60	0.86	1.10	3	4	3	2	2
FI	Multisec Bond	MFS Strategic Income A	MFIOX	6.1	-15.6	11/08	5.6	4.1	3.0	2	0.54	0.75	1.00	3	3	3	3	2
FI	Multisec Bond	Virtus Multi-Sector F/I A	NAMFX	6.5	-24.4	11/08	7.4	5.6	5.0	3	0.46	0.61	0.69	2	2	2	2	2
FI	Multisec Bond	Transamerica Flexible Inc A	IDITX	5.9	-20.2	11/08	5.0	3.5	3.8	2	0.56	0.80	0.74	2	1	2	3	2
FI	Multisec Bond	West Asset Global Strat Inc B	SLDSX	5.6	-25.7	11/08	5.5	3.9	4.2	2	0.46	0.65	0.60	1	1	3	5	5
FI	Multisec Bond	Putnam Diversified Income A	PDINX	5.6	-40.1	11/08	8.4	6.7	6.7	4	0.29	0.37	0.37	1	1	1	1	2
FI	Multisec Bond	Morg Stan Glob Fxd Inc Opps B	DINBX	4.1	-26.2	11/08	5.6	4.3	6.5	2	0.19	0.25	0.16	1	1	2	3	2
FI	Muni Calif Int	Fkln CA Int-Tm Tx-Fr Inc A	FKCIX	5.0	-6.9	12/08	4.2	2.8	1.7	2	0.45	0.66	1.12	5	2	1	2	2
FI	Muni Calif Int	Am Cent CA Int-T T-Fr Bd Inv	BCITX	4.9	-5.8	11/94	3.9	2.6	1.5	2	0.46	0.68	1.23	5	4	4	3	4
FI	Muni Calif Int	Mgrs CA Intermediate Tax-Free	MCATX	4.8	-7.5	11/94	4.0	2.8	1.6	2	0.42	0.59	1.05	4	4	3	4	5
FI	Muni Calif Int	Schwab CA Tax-Free Bond	SWCAX	5.2	-11.3	11/94	4.7	3.2	2.3	2	0.46	0.67	0.92	2	5	4	4	3
FI	Muni Calif Int	First Invs Tax Exempt CA A	FICAX	5.1	-9.0	11/94	5.4	3.7	2.2	2	0.38	0.56	0.92	2	1	1	1	1
FI	Muni Calif Int	West Asset Int Mat CA Muni A	ITCAX	4.5	-6.6	11/94	3.6	2.5	1.6	2	0.38	0.57	0.86	2	1	1	1	1
FI	Muni Calif Int	Shelton California Tx-Fr Inc	CFNTX	4.8	-11.7	11/94	5.2	3.6	2.5	2	0.33	0.47	0.70	1	1	2	3	3
FI	Muni Calif Lg	Amer Cent CA Hi-Yld Muni Inv	BCHYX	6.1	-14.9	12/08	5.2	3.4	2.7	2	0.59	0.88	1.11	5	3	2	5	5
FI	Muni Calif Lg	Vang CA Long-Tm Tax-Ex Inv	VCITX	5.6	-9.0	11/94	5.3	3.6	2.2	2	0.47	0.69	1.14	5	4	4	5	3
FI	Muni Calif Lg	Prudential CA Municipal Inc A	PBCAX	5.5	-7.7	12/08	5.0	3.3	2.0	2	0.48	0.73	1.18	5	4	4	2	2
FI	Muni Calif Lg	T. Rowe Price CA Tax-Free Bd	PRXCX	5.5	-8.4	11/94	4.8	3.3	2.1	2	0.49	0.72	1.11	5	5	5	5	4
FI	Muni Calif Lg	Wells Fargo Adv CA Tax-Free A	SCTAX	5.3	-9.0	12/08	4.8	3.2	2.1	2	0.46	0.68	1.06	5	4	4	4	2
FI	Muni Calif Lg	Fidelity California Muni Inc	FCTFX	5.5	-11.4	11/94	4.9	3.4	2.3	2	0.49	0.70	1.02	4	5	5	5	5
FI	Muni Calif Lg	Amer Cent CA Long-Tm T/F Inv	BCLTX	5.5	-9.4	11/94	5.3	3.6	2.4	2	0.45	0.65	0.97	4	4	5	5	4
FI	Muni Calif Lg	West Asset California Munis A	SHRCX	5.4	-10.4	12/08	5.1	3.3	2.3	2	0.45	0.69	1.01	4	4	3	3	2
FI	Muni Calif Lg	Franklin CA Tax-Free Income A	FKTFX	5.3	-9.7	12/08	4.8	3.2	2.2	2	0.45	0.68	1.00	4	3	2	1	2
FI	Muni Calif Lg	Amer Fds Tax-Exempt CA A	TAFTX	5.2	-13.0	12/08	5.0	3.3	2.3	2	0.43	0.64	0.92	4	2	2	4	3
FI	Muni Calif Lg	DWS California Tax-Free Inc A	KCTAX	5.2	-8.2	11/94	5.4	3.6	2.2	2	0.39	0.58	0.94	4	4	4	2	2
FI	Muni Calif Lg	Fkln CA Insured Tx-Fr Inc A	FRCIX	5.1	-8.5	11/08	4.8	3.3	2.2	2	0.42	0.60	0.93	4	3	2	2	2
FI	Muni Calif Lg	Nuveen CA Municipal Bond I	NCSPX	5.4	-12.8	12/08	5.3	3.6	2.6	2	0.44	0.65	0.91	3	4	4	5	5
FI	Muni Calif Lg	AllianceBern Muni Inc CA A	ALCAX	5.3	-12.4	11/94	5.2	3.5	2.4	2	0.42	0.62	0.91	3	5	4	4	2

FI	Muni Calif Lg	Colum California Tax-Exempt A	CLMPX	5.3	-9.9	11/94	6.0	4.1	2.6	3	0.36	0.53	0.84	3	3	3	1	2
FI	Muni Calif Lg	Dreyfus CA AMT-Free Muni Bd Z	DRCAX	5.0	-10.0	11/94	5.2	3.6	2.4	2	0.37	0.54	0.81	3	4	4	3	2
FI	Muni Calif Lg	Virtus CA Tax-Exempt Bond A	CTESX	4.8	-7.9	11/94	5.0	3.4	2.0	2	0.35	0.51	0.89	3	4	5	4	1
FI	Muni Calif Lg	USAA CA Bond	USCBX	5.5	-13.2	12/08	6.0	4.1	3.2	3	0.40	0.59	0.76	2	2	2	2	5
FI	Muni Calif Lg	JHancock CA Tax-Free Income A	TACAX	5.2	-12.8	12/08	5.5	3.8	2.8	2	0.37	0.55	0.74	2	2	2	3	2
FI	Muni Calif Lg	MFS CA Municipal Bond A	MCFTX	5.1	-10.9	12/08	5.3	3.7	2.7	2	0.37	0.54	0.74	2	2	2	1	2
FI	Muni Calif Lg	BlackRock CA Muni Bond Inv B	MBCMXX	5.0	-10.9	11/94	5.3	3.6	2.5	3	0.37	0.53	0.77	2	4	5	3	2
FI	Muni Calif Lg	Putnam CA Tax Exempt Income A	PCTEX	5.0	-11.5	12/08	5.2	3.6	2.6	2	0.36	0.53	0.73	2	2	2	2	2
FI	Muni Calif Lg	Invesco CA Tax-Free Income B	CLFBX	4.8	-10.2	12/08	5.2	3.5	2.5	2	0.34	0.49	0.70	2	3	3	3	3
FI	Muni Calif Lg	Oppenheimer CA Municipal A	OPCAX	4.7	-46.6	12/08	9.2	6.8	10.7	4	0.18	0.24	0.15	1	1	1	2	4
FI	Muni Calif Lg	Principal California Muni A	SRCMX	4.7	-19.8	12/08	5.8	4.1	4.0	3	0.27	0.38	0.39	1	1	1	1	2
FI	Muni Calif Lg	Lord Abbett CA Tax-Free Inc A	LCFIX	4.6	-14.8	12/08	6.0	4.2	3.6	3	0.25	0.36	0.42	1	1	1	2	3
FI	Muni High Yld	DWS Strat High Yld Tax Free S	SHYTX	5.9	-23.0	12/08	6.1	4.1	3.7	3	0.46	0.68	0.76	5	4	4	3	2
FI	Muni High Yld	Delaware Nat Hi-Yld Muni Bd A	CXHYX	5.7	-20.7	12/08	5.1	3.6	3.5	3	0.51	0.73	0.74	5	4	5	2	2
FI	Muni High Yld	Waddell & Reed Muni Hi-Inc A	UMUHX	5.6	-19.4	12/08	4.9	3.4	3.1	2	0.50	0.74	0.78	5	5	5	3	2
FI	Muni High Yld	Franklin Hi Yld Tx-Free Inc A	FRHIX	5.6	-18.2	12/08	5.0	3.3	2.9	2	0.50	0.74	0.84	5	5	4	2	2
FI	Muni High Yld	Oppen Rochester Ltd Tm Muni A	OPITX	5.0	-15.2	12/08	4.1	2.9	2.5	2	0.46	0.65	0.76	5	5	5	5	2
FI	Muni High Yld	T. Rowe Price Tax-Free Hi Yld	PRFHX	5.6	-23.5	12/08	5.4	3.9	4.0	2	0.46	0.65	0.63	4	4	4	5	3
FI	Muni High Yld	MFS Municipal High-Income A	MMHYX	5.4	-22.1	12/08	5.2	3.6	3.5	2	0.44	0.64	0.64	4	4	4	3	2
FI	Muni High Yld	Prudential Municipal Hi-Inc B	PMHYX	5.1	-16.7	12/08	4.7	3.3	3.0	2	0.42	0.61	0.67	4	5	5	4	3
FI	Muni High Yld	Sit Tax-Free Income	SNTIX	4.8	-16.6	12/08	4.2	3.0	2.6	2	0.42	0.58	0.68	4	3	5	4	2
FI	Muni High Yld	Invesco High Yield Muni A	ACTHX	5.5	-26.3	12/08	5.5	4.0	4.4	3	0.44	0.61	0.55	3	3	2	2	2
FI	Muni High Yld	Colum High Yield Muni Z	SRHMX	5.3	-25.3	12/08	5.4	3.9	4.3	2	0.41	0.56	0.51	2	2	3	5	3
FI	Muni High Yld	Western Asset Muni High Inc B	SXMTX	4.7	-21.7	12/08	5.2	3.7	3.6	2	0.30	0.42	0.43	2	4	4	3	3
FI	Muni High Yld	JHancock High-Yield Muni Bd B	TSHTX	4.5	-18.1	12/08	4.9	3.5	3.4	2	0.28	0.39	0.40	2	4	4	2	2
FI	Muni High Yld	Fed Muni High Yield Adv F	FHTFX	4.7	-26.4	12/08	5.6	4.1	5.1	2	0.28	0.39	0.32	1	2	3	3	3
FI	Muni High Yld	Putnam Tax-Free High Yield B	PTHYX	4.4	-26.2	12/08	5.7	4.2	4.3	3	0.24	0.32	0.32	1	3	3	3	3
FI	Muni High Yld	Oppen AMT-Free Municipals A	OPTAX	4.1	-47.8	12/08	9.2	7.0	12.3	4	0.11	0.14	0.08	1	1	1	1	2
FI	Muni Mass	DWS MA Tax-Free S	SCMAX	5.6	-9.9	11/94	5.1	3.4	2.2	3	0.49	0.74	1.13	5	4	3	3	4
FI	Muni Mass	Fidelity Mass Municipal Inc	FDMMX	5.5	-9.4	11/94	4.6	3.2	1.9	2	0.53	0.77	1.30	5	5	5	5	5
FI	Muni Mass	BNY Mel MA Interm Muni Bd Inv	MMBIX	4.6	-4.9	11/94	3.7	2.6	1.4	2	0.40	0.58	1.07	5	5	5	5	5
FI	Muni Mass	Nuveen MA Municipal Bond I	NBMAX	5.3	-12.2	12/08	4.9	3.3	2.4	2	0.46	0.67	0.94	3	2	2	4	5
FI	Muni Mass	JHancock MA Tax-Free Income A	JHMAX	5.1	-9.4	11/94	4.7	3.2	2.2	3	0.43	0.63	0.93	3	3	2	1	1
FI	Muni Mass	Putnam MA Tax Exempt Income A	PXMAX	5.1	-9.4	11/94	4.6	3.1	2.1	2	0.44	0.66	0.98	3	4	3	2	2
FI	Muni Mass	Franklin MA Tax-Free Income A	FMISX	4.9	-6.8	11/08	4.5	3.2	2.0	3	0.40	0.57	0.93	3	2	2	1	1
FI	Muni Mass	Colum MA Tax-Exempt A	COMAX	5.1	-9.5	11/94	5.5	3.8	2.3	2	0.37	0.53	0.87	2	2	2	1	1
FI	Muni Mass	MFS MA Municipal Bond A	MFSSX	4.9	-8.6	11/94	4.6	3.2	2.2	2	0.38	0.56	0.81	2	2	2	1	2
FI	Muni Mass	Dreyfus Massachusetts A	PSMAX	4.8	-7.8	11/94	4.6	3.1	2.1	3	0.38	0.55	0.82	2	2	2	2	1
FI	Muni Mass	First Invs Tax Exempt MA A	FIMAX	4.7	-8.3	11/94	4.6	3.2	2.0	3	0.35	0.51	0.83	2	2	3	1	1
FI	Muni Mass	Western Asset Mass Muni A	SLMMX	4.9	-12.0	11/94	4.9	3.3	2.7	2	0.38	0.55	0.68	1	2	2	2	2
FI	Muni Minn	Fidelity Minn Municipal Inc	FIMIX	5.1	-9.4	11/94	4.0	2.8	1.7	2	0.50	0.71	1.13	5	5	5	5	4
FI	Muni Minn	Franklin MN Tax-Free Inc A	FMINX	4.8	-6.3	11/94	3.9	2.7	1.6	2	0.44	0.63	1.10	5	4	4	2	2
FI	Muni Minn	First Invs Tax Exempt MN A	FIMNX	4.8	-8.9	11/94	4.3	3.0	1.8	2	0.41	0.59	0.97	4	2	4	1	1
FI	Muni Minn	Delaware Tax-Free MN Inter A	DXCCX	4.4	-4.7	10/08	3.4	2.4	1.3	2	0.38	0.55	1.00	4	5	4	3	3
FI	Muni Minn	Nuveen Minn Municipal Bond A	FJMNX	5.2	-10.2	12/08	5.0	3.4	2.2	2	0.42	0.62	0.95	3	1	2	3	3
FI	Muni Minn	Delaware Tax-Free MN A	DEFFX	5.0	-9.2	11/94	4.4	3.0	2.0	2	0.43	0.62	0.93	3	4	4	2	2
FI	Muni Minn	Colum Minnesota Tax-Exempt A	IMNTX	4.8	-8.0	11/94	4.5	3.2	2.0	2	0.38	0.54	0.87	3	2	3	2	2
FI	Muni Minn	Dreyfus Minnesota A	PSMNX	4.8	-8.1	11/94	4.3	2.9	1.9	2	0.39	0.57	0.90	3	2	2	1	1
FI	Muni Minn	Putnam MN Tax Exempt Income A	PXMNX	4.7	-8.5	11/94	4.1	2.8	1.9	2	0.39	0.56	0.86	3	3	3	3	2
FI	Muni Minn	Wells Fargo Adv MN Tax-Free A	NMTFX	4.9	-9.2	11/94	4.3	2.9	2.1	2	0.41	0.60	0.84	2	3	3	3	2
FI	Muni Minn	Eaton Vance MN Muni Inc B	EVMNX	4.1	-12.6	11/94	5.0	3.7	2.9	2	0.20	0.27	0.35	1	1	1	2	4

FI	Muni Nat Int	RidgeWorth Inv Grade T/E Bd A	SISIX	5.3	-4.6	01/11	3.8	2.5	1.2	2	0.58	0.89	1.86	5	3	3	1	2
FI	Muni Nat Int	State Farm Municipal Bond	SFBDX	5.2	-5.6	11/94	3.8	2.5	1.2	2	0.56	0.85	1.73	5	5	5	4	4
FI	Muni Nat Int	Vanguard Inter-Tm Tx-Ex Inv	VWITX	5.1	-4.9	11/94	3.8	2.6	1.2	2	0.53	0.79	1.62	5	4	4	3	3
FI	Muni Nat Int	Amer Cent IntTrm Tx-Fr Bd Inv	TWITX	5.0	-4.6	01/11	3.6	2.4	1.3	2	0.52	0.77	1.50	5	4	4	3	3
FI	Muni Nat Int	Dreyfus/Standish Inter T/E Bd	SDITX	4.9	-4.9	03/94	3.5	2.3	1.2	2	0.52	0.78	1.51	5	4	5	5	4
FI	Muni Nat Int	Invesco Tax-Free Inter A2	AITFX	4.8	-4.0	01/11	3.0	2.0	0.9	2	0.56	0.86	1.81	5	5	5	4	4
FI	Muni Nat Int	First Invs Tax Exempt Opps A	EIITX	6.1	-8.3	11/94	5.5	3.7	2.1	3	0.55	0.81	1.45	4	2	2	1	2
FI	Muni Nat Int	USAA Tax Exempt Inter-Term	USATX	5.4	-8.6	12/08	4.1	2.8	1.7	2	0.55	0.82	1.32	4	3	2	5	5
FI	Muni Nat Int	Fidelity Inter Municipal Inc	FLTMX	5.1	-7.6	11/94	3.6	2.4	1.4	2	0.58	0.84	1.43	4	5	5	5	4
FI	Muni Nat Int	Nuveen Inter Dur Muni Bond I	NUVBX	5.1	-5.4	11/08	3.7	2.5	1.4	2	0.53	0.80	1.44	4	4	4	5	4
FI	Muni Nat Int	Delaware Tax-Free USA Inter A	DMUSX	5.0	-5.1	01/11	3.7	2.5	1.3	2	0.52	0.77	1.47	4	4	3	1	2
FI	Muni Nat Int	DWS Inter Tax/AMT Free S	SCMTX	5.0	-6.1	11/94	3.9	2.6	1.4	2	0.49	0.72	1.32	4	4	4	2	3
FI	Muni Nat Int	JPMorgan Municipal Inc Select	HLTAX	4.7	-5.5	10/08	3.3	2.3	1.2	2	0.47	0.68	1.27	4	3	4	4	3
FI	Muni Nat Int	Vanguard High-Yld Tax-Exempt	VWAHX	5.7	-11.6	12/08	4.9	3.3	2.3	2	0.52	0.77	1.11	3	2	1	3	4
FI	Muni Nat Int	Amer Fds Tax-Exempt Bond A	AFTEX	5.2	-8.4	12/08	4.3	3.0	1.9	2	0.48	0.70	1.07	3	1	1	2	3
FI	Muni Nat Int	Franklin Fed Int-Tm T/F Inc A	FKITX	5.1	-5.6	11/08	4.2	2.9	1.6	2	0.47	0.68	1.25	3	2	2	2	2
FI	Muni Nat Int	JPMorgan Tax Free Bond A	PMBAX	4.9	-5.1	11/94	4.2	2.9	1.6	2	0.42	0.62	1.14	3	2	2	1	2
FI	Muni Nat Int	SEI Tax-Exempt Inter Muni A	SEIMX	4.8	-5.4	11/94	3.7	2.5	1.4	2	0.45	0.67	1.22	3	4	4	4	4
FI	Muni Nat Int	Thornburg Inter Municipal A	THIMX	4.7	-5.6	10/08	3.6	2.4	1.4	2	0.45	0.67	1.17	3	3	2	3	3
FI	Muni Nat Int	Cavalan Hill Inter Tx-Fr Bd I	APTFX	4.7	-6.8	11/94	3.7	2.5	1.4	2	0.42	0.62	1.14	3	4	4	2	3
FI	Muni Nat Int	Russell Tax Exempt Bond S	RLVXS	4.2	-3.4	01/11	2.9	2.0	0.9	2	0.36	0.53	1.19	3	4	5	3	3
FI	Muni Nat Int	Schwab Tax-Free Bond	SWNTX	5.4	-10.3	11/94	4.6	3.1	2.3	2	0.50	0.73	1.02	2	5	5	5	3
FI	Muni Nat Int	BlackRock Inter Muni Inv B	MBMTX	4.9	-6.6	11/94	4.4	3.0	1.9	2	0.40	0.59	0.96	2	3	3	4	3
FI	Muni Nat Int	U.S. Global Invs Tax-Free	USUTX	4.8	-8.4	11/94	4.1	2.9	1.8	2	0.42	0.59	0.94	2	3	4	3	3
FI	Muni Nat Int	Western Asset Inter-Tm Muni A	SBLTX	4.7	-6.6	12/08	3.5	2.3	1.5	2	0.46	0.69	1.06	2	3	2	2	3
FI	Muni Nat Int	Dreyfus Inter Municipal Bond	DITEX	4.7	-7.1	11/94	3.8	2.6	1.5	2	0.41	0.59	1.01	2	3	4	3	3
FI	Muni Nat Int	Neub Berm Muni Inter Bd Inv	NMUIX	4.5	-6.1	11/94	3.8	2.6	1.4	2	0.38	0.56	1.01	2	2	4	3	3
FI	Muni Nat Int	Aberdeen Tax-Free Income Inst	ABEIX	4.7	-12.7	11/94	4.6	3.3	2.4	2	0.35	0.49	0.67	1	2	2	1	2
FI	Muni Nat Int	First Invs Tax Exempt Inc A	FITAX	4.5	-8.5	11/94	4.7	3.3	2.1	2	0.30	0.43	0.67	1	1	1	1	2
FI	Muni Nat Int	ISI Managed Municipal A	MUNIX	4.5	-10.1	11/94	4.7	3.3	2.1	2	0.29	0.41	0.65	1	1	1	1	2
FI	Muni Nat Int	Fed Inter Municipal Instl	FIMTX	4.3	-6.2	10/08	3.7	2.6	1.6	2	0.33	0.47	0.78	1	2	4	4	3
FI	Muni Nat Int	Hartford Muni Real Return A	HTNAX	4.0	-21.4	12/08	5.7	4.4	4.5	2	0.16	0.21	0.21	1	1	1	1	2
FI	Muni Nat Int	EV Nat Ltd Mat Muni Inc B	ELNAX	3.8	-11.1	12/08	4.2	2.9	2.0	2	0.16	0.23	0.33	1	1	1	1	3
FI	Muni Nat Lg	Western Asset Managed Munis A	SHMMX	5.7	-12.1	12/08	5.2	3.3	2.4	2	0.50	0.79	1.08	5	4	2	2	2
FI	Muni Nat Lg	BlackRock Nat Municipal Instl	MANLX	5.7	-10.1	11/94	4.7	3.2	2.3	2	0.56	0.83	1.12	5	5	4	5	4
FI	Muni Nat Lg	DWS Managed Municipal Bonds S	SCMBX	5.7	-9.6	11/94	5.0	3.3	2.2	2	0.51	0.77	1.19	5	5	5	4	4
FI	Muni Nat Lg	Vanguard Long-Term Tax-Exempt	VWLTX	5.6	-9.4	11/94	5.1	3.5	2.1	2	0.49	0.72	1.19	5	4	4	4	4
FI	Muni Nat Lg	Fidelity Municipal Income	FHIGX	5.6	-10.7	11/94	4.7	3.2	2.1	2	0.53	0.77	1.20	5	5	5	5	5
FI	Muni Nat Lg	Elfun Tax-Exempt Income	ELFTX	5.6	-8.8	11/94	4.5	3.0	1.9	2	0.56	0.82	1.28	5	5	5	4	3
FI	Muni Nat Lg	T. Rowe Price Tx-Free Inc Inv	PRTAX	5.5	-8.8	11/94	4.7	3.2	2.1	2	0.50	0.74	1.12	5	5	4	4	4
FI	Muni Nat Lg	Franklin Fed Tax-Free Inc A	FKTIX	5.2	-8.6	11/08	4.2	2.9	1.9	2	0.51	0.73	1.15	5	4	3	2	1
FI	Muni Nat Lg	Invesco Municipal Bond A	AMBDX	4.7	-6.8	11/94	3.9	2.8	1.6	2	0.41	0.58	0.98	5	4	4	3	1
FI	Muni Nat Lg	USAA Tax Exempt Long-Term	USTEX	5.5	-13.6	12/08	5.4	3.7	2.9	2	0.46	0.66	0.85	4	2	2	4	5
FI	Muni Nat Lg	Fidelity Advisor Muni Inc T	FAHIX	5.1	-11.3	11/94	4.7	3.3	2.2	2	0.43	0.61	0.91	4	4	4	3	2
FI	Muni Nat Lg	Thrivent Municipal Bond A	AAMBX	5.1	-9.7	11/94	4.4	3.1	2.0	2	0.45	0.64	0.98	4	4	4	2	1
FI	Muni Nat Lg	Delaware Tax-Free USA A	DMTFX	4.9	-7.9	12/08	4.4	3.1	2.1	2	0.42	0.61	0.89	4	4	4	3	2
FI	Muni Nat Lg	Franklin Insured Tx-Fr Inc A	FTFIX	4.9	-8.6	11/08	4.3	3.0	1.9	2	0.43	0.60	0.97	4	2	2	1	1
FI	Muni Nat Lg	Nuveen All-Amer Muni Bond A	FLAAX	5.5	-14.8	12/08	5.4	3.7	2.9	2	0.44	0.63	0.82	3	2	2	4	2
FI	Muni Nat Lg	Wells Fargo Adv Muni Bond Inv	SXFIX	5.3	-12.5	12/08	4.8	3.3	2.8	2	0.46	0.66	0.80	3	5	4	5	5
FI	Muni Nat Lg	Colum Tax-Exempt A	COLTX	5.0	-9.7	11/94	5.5	3.8	2.6	2	0.36	0.51	0.75	3	3	3	2	2
FI	Muni Nat Lg	RS Tax-Exempt A	GUTEX	5.0	-12.3	11/94	5.0	3.5	2.6	2	0.38	0.54	0.72	3	4	5	2	1

FI	Muni Nat Lg	Waddell & Reed Muni Bond A	UNMBX	4.9	-10.6	11/94	4.6	3.2	2.3	2	0.40	0.58	0.80	3	5	5	4	2
FI	Muni Nat Lg	Franklin DbI Tax-Free Inc A	FPRTX	4.9	-14.3	12/08	5.3	3.6	2.4	3	0.34	0.51	0.75	3	1	1	1	1
FI	Muni Nat Lg	Prudential Nat Municipals B	PBHMX	4.8	-9.6	11/94	4.8	3.3	2.3	2	0.36	0.51	0.73	3	3	4	3	4
FI	Muni Nat Lg	Calvert Tax-Free Bond A	CTTLX	4.6	-6.7	10/08	4.7	3.3	2.0	2	0.31	0.45	0.72	3	1	2	1	1
FI	Muni Nat Lg	AllianceBern Muni Inc Natl A	ALLTHX	5.0	-13.1	11/94	4.9	3.5	2.8	2	0.40	0.56	0.70	2	4	2	5	2
FI	Muni Nat Lg	Consulting Group Muni Bond	TMUUX	4.9	-13.7	11/94	5.3	3.8	2.9	2	0.34	0.47	0.62	2	4	4	3	3
FI	Muni Nat Lg	JHancock Tax-Free Bond A	TAMBX	4.9	-12.9	11/94	5.2	3.7	2.6	2	0.34	0.48	0.69	2	3	3	1	1
FI	Muni Nat Lg	Colum AMT-Free Tax-Ex Bd A	INTAX	4.8	-11.8	11/94	5.3	3.8	2.6	2	0.33	0.47	0.67	2	2	3	3	2
FI	Muni Nat Lg	Principal Tax-Exempt Bond A	PTEAX	4.8	-12.9	12/08	5.3	3.7	2.8	2	0.32	0.46	0.61	2	1	2	2	2
FI	Muni Nat Lg	Putnam Tax Exempt Income A	PTAEX	4.8	-11.6	11/94	4.8	3.4	2.6	2	0.35	0.50	0.65	2	2	2	3	2
FI	Muni Nat Lg	Dreyfus Municipal Bond	DRTAX	4.7	-10.5	11/94	4.8	3.4	2.6	2	0.32	0.46	0.59	2	3	3	3	4
FI	Muni Nat Lg	MFS Municipal Income B	MMIBX	4.6	-9.3	12/08	4.5	3.1	2.2	2	0.33	0.47	0.68	2	3	3	2	3
FI	Muni Nat Lg	Putnam AMT - Free Municipal B	PTFIX	4.5	-9.8	11/94	4.8	3.4	2.3	2	0.30	0.42	0.62	2	2	4	2	4
FI	Muni Nat Lg	Madison Mosaic Tax Free Nat Y	GTFHX	4.4	-11.3	11/94	4.6	3.3	2.3	2	0.28	0.40	0.56	2	3	5	4	3
FI	Muni Nat Lg	Eaton V AMT-Free Muni Inc I	EVMBX	5.7	-25.1	12/08	7.4	5.1	4.8	3	0.35	0.51	0.55	1	1	1	1	4
FI	Muni Nat Lg	Ld Abb Natl Tax-Free Inc A	LANSX	5.0	-17.3	12/08	5.8	4.1	3.6	2	0.33	0.47	0.53	1	1	1	3	5
FI	Muni Nat Lg	Eaton Vance Nat Muni Inc B	EVHMX	5.0	-34.8	12/08	8.5	6.0	6.7	4	0.22	0.32	0.28	1	1	1	1	4
FI	Muni Nat Lg	Dreyfus Muni Bond Oppor A	PTEBX	4.5	-9.8	12/08	4.8	3.4	2.7	2	0.29	0.40	0.52	1	2	1	1	1
FI	Muni Nat Lg	Invesco Muni Income A	VKMMX	4.4	-18.2	12/08	5.6	4.1	3.6	2	0.23	0.31	0.35	1	1	1	2	2
FI	Muni Nat Lg	MainStay Tax-Free Bond B	MKTBX	4.3	-9.5	11/08	4.9	3.5	2.6	2	0.26	0.36	0.48	1	2	3	4	5
FI	Muni Nat Lg	Ivy Municipal Bond C	WMBCX	4.3	-12.2	11/94	4.7	3.4	2.8	2	0.26	0.36	0.45	1	2	4	4	5
FI	Muni Nat Lg	Value Line Tax-Exempt	VLHYX	4.3	-10.6	11/94	5.2	3.8	2.7	2	0.23	0.32	0.46	1	1	2	3	3
FI	Muni Nat Lg	Fed Municipal Securities A	LMSFX	4.3	-8.4	01/00	4.7	3.4	2.5	2	0.25	0.35	0.48	1	2	2	1	1
FI	Muni Nat Sh	Bernstein Divr Municipal	SNDPX	4.4	-4.6	11/94	2.9	1.9	1.0	2	0.46	0.70	1.39	5	5	2	2	2
FI	Muni Nat Sh	Thornburg Limited-Term Muni A	LTMFX	4.1	-3.0	11/94	2.5	1.7	0.7	1	0.40	0.60	1.38	5	5	2	2	2
FI	Muni Nat Sh	T. Rowe Price Tx-Fr Shrt-Int	PRFSX	3.9	-1.9	04/04	2.0	1.4	0.5	1	0.41	0.61	1.76	5	5	3	2	3
FI	Muni Nat Sh	Glenmede Municipal Inter	GTCMX	4.5	-6.9	11/94	3.2	2.1	1.1	2	0.43	0.64	1.19	4	4	2	2	2
FI	Muni Nat Sh	Nuveen Limited-Tm Muni Bond A	FLTDX	4.1	-3.1	11/94	2.6	1.8	0.8	1	0.37	0.55	1.22	4	4	2	2	2
FI	Muni Nat Sh	U.S. Global Inv Near-Tm T/F	NEARX	3.9	-2.6	03/94	2.3	1.5	0.6	1	0.36	0.52	1.33	4	5	3	2	5
FI	Muni Nat Sh	Fidelity Short-Inter Muni Inc	FSTFX	3.9	-2.7	03/94	2.0	1.3	0.5	1	0.41	0.60	1.59	4	5	3	2	3
FI	Muni Nat Sh	USAA Tax Exempt Short-Term	USSTX	3.9	-1.7	10/08	1.4	1.0	0.3	1	0.54	0.82	2.41	4	5	4	3	5
FI	Muni Nat Sh	Wells Far Adv S/T Muni Bd Inv	STSMX	3.8	-3.5	11/94	1.7	1.3	0.6	1	0.43	0.58	1.25	4	5	2	4	5
FI	Muni Nat Sh	Vanguard Ltd-Term Tx-Ex	VMLTX	3.8	-1.8	03/94	1.8	1.2	0.4	1	0.38	0.57	1.73	4	4	3	3	3
FI	Muni Nat Sh	Gold Sachs Sh Dur T/F Instl	GSDUX	3.6	-2.6	03/94	1.6	1.1	0.5	1	0.31	0.45	1.13	3	4	4	3	3
FI	Muni Nat Sh	MFS Muni Limited Maturity A	MTLFX	3.7	-3.4	03/94	2.4	1.7	0.8	1	0.26	0.37	0.81	2	4	2	2	2
FI	Muni Nat Sh	Wells Far Adv Strat Muni Bd B	VMPIX	3.6	-4.3	01/00	1.8	1.3	0.7	1	0.29	0.42	0.77	2	4	2	5	5
FI	Muni Nat Sh	Fed Shrt-Int Dur Muni Instl	FSHIX	3.5	-2.3	10/08	1.5	1.1	0.4	1	0.24	0.34	0.97	2	4	2	3	3
FI	Muni Nat Sh	Dreyfus Sh-Interm Muni Bd D	DSIBX	3.4	-1.7	03/94	1.4	0.9	0.3	1	0.20	0.29	0.82	1	4	4	2	3
FI	Muni Nat Sh	Vanguard Short-Term Tx-Ex	VWSTX	3.0	-0.6	03/02	0.8	0.6	0.1	1	-0.09	-0.13	-0.75	1	1	5	3	4
FI	Muni Nat Sh	BlackRock Short-Tm Muni Instl	MALMX	3.0	-0.7	09/08	1.0	0.7	0.1	1	-0.09	-0.12	-0.63	1	1	5	3	3
FI	Muni NJ	Nuveen NJ Municipal Bond I	NMNX	5.6	-8.5	12/08	4.7	3.2	2.1	2	0.54	0.79	1.19	5	4	4	5	5
FI	Muni NJ	Vang NJ Long-Tm Tax-Ex Inv	VNJTX	5.4	-9.2	11/94	4.8	3.3	2.0	2	0.48	0.70	1.18	5	4	5	4	5
FI	Muni NJ	Fidelity New Jersey Muni Inc	FNJHX	5.3	-8.9	11/94	4.5	3.1	1.9	2	0.50	0.72	1.18	5	5	5	5	5
FI	Muni NJ	T. Rowe Price NJ Tax-Free Bd	NJTFX	5.3	-9.5	11/94	4.5	3.1	2.2	2	0.49	0.70	1.02	4	4	4	5	5
FI	Muni NJ	Franklin NJ Tax-Free Income A	FRNJX	5.0	-8.2	11/94	4.4	3.1	2.0	2	0.43	0.62	0.97	4	3	2	1	1
FI	Muni NJ	West Asset New Jersey Munis A	SHNJX	5.0	-10.6	11/94	4.1	2.8	2.3	2	0.46	0.67	0.82	2	5	4	4	1
FI	Muni NJ	Putnam NJ Tax Exempt Income A	PTNJX	4.8	-9.8	11/94	4.4	3.0	2.1	2	0.39	0.56	0.82	2	4	3	2	1
FI	Muni NJ	Dreyfus NJ Municipal Bond A	DRNJX	4.7	-9.5	11/94	4.7	3.3	2.2	2	0.34	0.49	0.72	2	2	2	1	1
FI	Muni NJ	First Invs Tax Exempt NJ A	FINJX	4.7	-8.9	11/94	4.6	3.2	2.0	2	0.34	0.49	0.79	2	3	4	1	1
FI	Muni NJ	BlackRock NJ Muni Bond Inv B1	MBNJX	4.8	-10.1	11/94	5.1	3.6	2.9	2	0.33	0.46	0.58	1	3	3	4	4
FI	Muni NJ	Ld Abb New Jersey Tax-Free A	LANJX	4.6	-16.3	12/08	5.4	3.8	3.2	2	0.28	0.40	0.48	1	1	1	2	4

FI	Muni NY Int	Franklin NY Inter T/F Inc A	FKNIX	4.9	-8.1	11/94	4.3	2.9	1.7	2	0.41	0.61	1.03	5	4	3	3	3
FI	Muni NY Int	BNY Mel NY Inter T/E Bd Inv	MNYIX	4.4	-5.9	11/94	3.5	2.4	1.3	2	0.38	0.54	0.98	5	5	5	5	5
FI	Muni NY Int	West Asset Int Mat NY Muni A	IMNYX	4.5	-6.9	11/94	3.8	2.5	1.6	2	0.38	0.56	0.91	4	4	2	2	4
FI	Muni NY Int	Dreyfus NY AMT-Free Muni Bd A	PSNYX	4.8	-10.6	11/94	5.1	3.5	2.4	2	0.34	0.49	0.73	3	2	1	1	1
FI	Muni NY Int	Colum NY Interm Muni Bd T	GANYX	4.5	-10.6	11/94	4.5	3.2	2.1	2	0.31	0.43	0.67	3	2	3	2	1
FI	Muni NY Int	First Invs Tax Exempt NY A	FNYFX	4.4	-8.1	11/94	4.8	3.4	2.0	2	0.28	0.40	0.68	3	2	2	1	1
FI	Muni NY Int	Eaton V NY Ltd Mat Muni Inc B	ELNYX	3.4	-9.3	12/08	4.2	2.9	1.9	2	0.08	0.12	0.18	1	1	1	2	4
FI	Muni NY Long	Nuveen NY Municipal Bond I	NTNYX	5.6	-9.9	11/94	4.8	3.3	2.1	2	0.53	0.77	1.18	5	4	4	5	4
FI	Muni NY Long	Fidelity NY Municipal Income	FTFMX	5.5	-11.9	11/94	4.9	3.4	2.2	2	0.50	0.72	1.09	5	5	5	5	4
FI	Muni NY Long	Vang NY Long-Tm Tax-Ex Inv	VNYTX	5.4	-9.3	11/94	5.0	3.5	2.0	2	0.47	0.68	1.16	5	4	5	5	4
FI	Muni NY Long	Western Asset NY Municipals A	SBNYX	5.2	-9.5	11/94	4.2	2.8	1.9	2	0.49	0.75	1.09	5	5	5	2	1
FI	Muni NY Long	Franklin NY Tax-Free Income A	FNYTX	5.1	-6.8	11/08	4.0	2.8	1.6	2	0.49	0.71	1.21	5	4	3	1	1
FI	Muni NY Long	USAA NY Bond	USNYX	5.5	-12.9	11/94	5.3	3.7	2.7	2	0.45	0.64	0.88	4	4	4	5	5
FI	Muni NY Long	T. Rowe Price NY Tax-Free Bd	PRNYX	5.3	-9.1	11/94	4.7	3.3	2.2	2	0.48	0.68	1.02	4	4	4	5	4
FI	Muni NY Long	DWS NY Tax-Free Income A	KNTAX	5.0	-8.2	11/94	5.0	3.4	2.2	2	0.38	0.56	0.88	4	3	3	3	2
FI	Muni NY Long	Delaware Tax-Free NY A	FTNYX	4.9	-7.9	01/00	4.4	3.0	2.0	2	0.41	0.60	0.89	4	5	4	2	2
FI	Muni NY Long	Colum New York Tax-Exempt A	COLNX	5.2	-11.8	11/94	5.8	4.1	2.7	2	0.36	0.51	0.77	3	2	3	2	1
FI	Muni NY Long	AllianceBern Muni Income NY A	ALNYX	5.1	-13.3	11/94	4.7	3.3	2.4	2	0.42	0.60	0.83	3	5	4	4	1
FI	Muni NY Long	JHancock NY Tax-Free Income A	JHNYX	5.0	-10.0	11/94	4.6	3.2	2.2	2	0.40	0.59	0.86	3	4	4	3	2
FI	Muni NY Long	MFS NY Municipal Bond A	MSNYX	4.9	-9.4	11/94	4.8	3.3	2.2	2	0.39	0.56	0.84	3	3	2	1	2
FI	Muni NY Long	Dreyfus NY Tax-Exempt Bond	DRNYX	4.9	-10.1	11/94	4.8	3.4	2.2	2	0.38	0.54	0.82	3	4	4	4	4
FI	Muni NY Long	Putnam NY Tax Exempt Income A	PTEIX	4.7	-11.2	11/94	4.9	3.4	2.3	2	0.33	0.47	0.68	2	3	2	2	1
FI	Muni NY Long	Rochester Municipals A	RMUNX	5.5	-33.0	12/08	7.8	5.5	5.9	4	0.31	0.44	0.41	1	1	1	1	4
FI	Muni NY Long	Oppen Rochester AMT-Fr NY Mun	OPNYX	5.1	-31.3	12/08	7.9	5.6	5.9	4	0.26	0.37	0.35	1	1	1	1	5
FI	Muni NY Long	Lord Abbett NY Tax-Free A	LANYX	4.7	-13.3	12/08	5.5	3.9	3.0	2	0.30	0.43	0.56	1	1	2	3	4
FI	Muni NY Long	Federated NY Municipal Inc A	NYIFX	4.6	-14.1	11/94	5.2	3.8	3.0	2	0.28	0.39	0.48	1	1	1	2	1
FI	Muni NY Long	Eaton Vance NY Muni Inc B	EVNYX	4.5	-26.0	12/08	7.1	5.1	4.6	3	0.20	0.28	0.31	1	1	1	2	4
FI	Muni NY Long	BlackRock NY Muni Bond Inv B	MBNKX	4.4	-12.1	12/08	5.2	3.8	3.3	3	0.24	0.34	0.38	1	2	2	3	3
FI	Muni Ohio	Vang OH Long-Tm Tax-Exempt	VOHIX	5.6	-9.3	11/94	4.8	3.2	1.9	2	0.52	0.76	1.28	5	4	4	4	5
FI	Muni Ohio	Fidelity Ohio Municipal Inc	FOHFX	5.4	-8.8	11/94	4.5	3.1	1.9	2	0.52	0.75	1.24	5	5	4	5	5
FI	Muni Ohio	PNC OH Interm Tax Exempt I	POXIX	4.7	-6.4	11/94	3.6	2.4	1.4	2	0.44	0.65	1.14	5	5	5	5	4
FI	Muni Ohio	Franklin OH Tax-Free Inc A	FTOIX	4.9	-7.4	11/94	4.2	3.0	1.8	2	0.43	0.60	1.03	4	3	2	1	1
FI	Muni Ohio	Victory OH Municipal Bond A	SOHTX	4.9	-7.8	11/94	4.2	2.9	1.7	2	0.42	0.61	1.03	4	2	3	1	2
FI	Muni Ohio	JPMorgan OH Muni Bond Select	HLOMX	4.6	-7.2	11/94	3.7	2.6	1.5	2	0.41	0.60	1.01	4	5	5	4	4
FI	Muni Ohio	Nuveen OH Municipal Bond A	FOHTX	4.9	-7.7	11/94	4.5	3.1	2.0	2	0.41	0.59	0.92	3	3	3	3	3
FI	Muni Ohio	First Invs Tax Exempt OH A	FIOHX	4.8	-9.1	11/94	4.7	3.4	2.0	2	0.36	0.51	0.85	2	1	2	1	1
FI	Muni Ohio	Touchstone Ohio Tax-Free Bd A	TOHAX	4.6	-9.2	11/94	4.6	3.2	1.9	2	0.33	0.47	0.79	2	3	3	2	1
FI	Muni Ohio	Putnam OH Tax Exempt Income A	PXOHX	4.6	-8.0	11/94	4.2	3.0	1.9	2	0.36	0.52	0.81	2	2	2	2	2
FI	Muni Ohio	Federated OH Municipal Inc F	OMIFX	4.7	-10.5	11/94	4.5	3.3	2.3	2	0.36	0.50	0.71	1	1	2	4	5
FI	Muni Ohio	Dreyfus State Muni Bond OH A	PSOHX	4.6	-8.0	12/08	4.5	3.2	2.0	2	0.33	0.47	0.73	1	1	1	1	1
FI	Muni Ohio	Huntington OH Tax-Free Trust	HOHTX	3.9	-4.5	11/94	3.2	2.3	1.1	2	0.25	0.36	0.72	1	2	4	4	4
FI	Muni Penn	Vang PA Long-Tm Tax-Ex Inv	VPAIX	5.4	-8.1	11/94	4.5	3.1	1.8	2	0.51	0.76	1.33	5	5	5	5	5
FI	Muni Penn	Fidelity Penn Muni Inc	FPXTX	5.4	-8.7	11/94	4.1	2.9	1.7	2	0.55	0.79	1.34	5	5	5	5	5
FI	Muni Penn	SEI Tax-Exempt PA Muni Bond B	SEIPX	4.8	-4.2	11/94	3.4	2.3	1.2	2	0.49	0.74	1.42	5	5	5	5	5
FI	Muni Penn	MFS PA Municipal Bond A	MFPAX	5.2	-10.3	11/94	4.8	3.4	2.3	2	0.45	0.63	0.93	4	3	2	2	2
FI	Muni Penn	Franklin PA Tax-Free Income A	FRPAX	5.1	-8.1	11/08	4.3	3.1	1.9	2	0.45	0.64	1.03	4	3	2	1	1
FI	Muni Penn	First Invs Tax Exempt PA A	FTPAX	5.0	-9.7	11/94	4.7	3.2	2.0	2	0.41	0.59	0.97	4	4	4	2	1
FI	Muni Penn	Nuveen PA Municipal Bond A	FPNTX	5.1	-9.6	12/08	4.7	3.2	2.2	2	0.42	0.62	0.88	3	3	2	2	3
FI	Muni Penn	Dreyfus Pennsylvania A	PTPAX	4.9	-9.1	11/94	4.7	3.2	2.1	2	0.39	0.56	0.86	3	3	3	2	2
FI	Muni Penn	Delaware Tax-Free PA A	DELIX	4.8	-7.4	10/08	4.4	3.1	2.0	2	0.39	0.55	0.85	3	3	3	2	2
FI	Muni Penn	Putnam PA Tax Exempt Income A	PTEPX	4.8	-8.2	11/94	4.3	3.0	2.0	2	0.40	0.57	0.86	3	3	2	2	2

FI	Muni Penn	BlackRock PA Muni Bond Inv B1	MBPYX	5.0	-9.4	11/94	4.9	3.4	2.5	3	0.38	0.54	0.73	2	3	3	2	4
FI	Muni Penn	Wells Fargo Adv PA Tax-Free A	EKVAX	4.7	-11.4	11/94	4.7	3.3	2.5	2	0.34	0.49	0.65	2	2	2	4	3
FI	Muni Penn	Federated PA Municipal Inc A	PAMFX	4.6	-11.8	12/08	4.7	3.3	2.7	2	0.32	0.45	0.55	2	1	1	2	2
FI	Muni Penn	Oppenheimer PA Municipal A	OPATX	5.2	-36.5	12/08	8.0	5.7	6.6	3	0.26	0.37	0.32	1	1	1	1	2
FI	Muni Penn	Invesco PA Tax Free Inc A	VKMPX	4.6	-16.5	12/08	5.1	3.6	3.2	2	0.29	0.41	0.47	1	1	1	3	3
FI	Muni Penn	Eaton Vance PA Muni Inc B	EVPAX	3.8	-23.4	12/08	6.4	4.5	4.1	3	0.12	0.17	0.18	1	1	1	1	5
FI	Muni Sing St In	Colorado BondShs A Tax-Exempt	HICOX	5.8	-2.0	10/08	1.3	0.6	0.3	1	2.08	4.32	8.86	5	5	5	5	1
FI	Muni Sing St In	Dupree KY Tax-Free Income	KYTFX	5.1	-6.0	11/94	3.8	2.6	1.5	2	0.54	0.79	1.35	4	5	4	4	4
FI	Muni Sing St In	Colum South Carol Int Muni Bd	NSCMX	4.8	-5.8	11/94	3.6	2.5	1.3	2	0.46	0.68	1.26	4	4	5	5	4
FI	Muni Sing St In	Amer Indep KS Tax-Exempt Bd I	SEKX	4.7	-5.9	04/94	3.3	2.2	1.3	2	0.47	0.70	1.21	4	5	5	5	4
FI	Muni Sing St In	Thornburg NM Inter Muni A	THNMX	4.3	-4.3	11/94	3.0	2.1	1.0	2	0.39	0.57	1.16	4	3	3	3	3
FI	Muni Sing St In	USAA VA Bond	USVAX	5.3	-9.8	11/94	4.7	3.3	2.3	2	0.46	0.66	0.97	3	2	1	4	4
FI	Muni Sing St In	Fidelity Connecticut Muni Inc	FICNX	5.2	-10.5	11/94	4.5	3.1	1.9	2	0.48	0.68	1.09	3	4	4	4	3
FI	Muni Sing St In	First Invs Tax Exempt NC A	FMTNX	5.2	-10.1	11/94	5.1	3.5	2.2	2	0.41	0.59	0.97	3	2	1	1	2
FI	Muni Sing St In	Fidelity Michigan Muni Inc	FMHTX	5.2	-10.9	11/94	4.3	3.1	2.0	2	0.48	0.68	1.04	3	5	5	5	5
FI	Muni Sing St In	First Invs Tax Exempt OR A	FTORX	5.0	-10.3	11/94	5.0	3.5	2.2	3	0.38	0.54	0.84	3	2	1	1	2
FI	Muni Sing St In	Colum Oregon Interm Muni Bd Z	CMBFX	4.9	-7.4	11/94	3.9	2.7	1.7	2	0.46	0.66	1.09	3	4	4	4	4
FI	Muni Sing St In	First Invs Tax Exempt VA A	FIVAX	4.7	-9.0	11/94	4.7	3.3	2.0	3	0.35	0.50	0.83	3	2	2	1	2
FI	Muni Sing St In	Tax-Free Trust of AZ A	AZTFX	4.7	-8.2	11/94	4.0	2.8	1.7	2	0.40	0.57	0.93	3	3	2	2	3
FI	Muni Sing St In	Fed MI Inter Municipal A	MMIFX	4.7	-7.9	11/94	3.9	2.7	1.6	2	0.41	0.59	1.01	3	3	3	4	3
FI	Muni Sing St In	Tax-Free Trust of OR A	ORTFX	4.6	-6.8	11/94	4.0	2.8	1.5	2	0.39	0.56	1.00	3	2	2	2	3
FI	Muni Sing St In	Colum Virginia Int Muni Bd Z	NVABX	4.6	-6.9	11/94	3.7	2.6	1.4	2	0.42	0.60	1.07	3	4	4	4	4
FI	Muni Sing St In	Amer Fds Tax-Exempt VA A	TFVAX	4.6	-8.0	11/94	4.2	2.9	1.8	2	0.36	0.53	0.84	3	2	1	2	3
FI	Muni Sing St In	Churchill Tax-Free Fd of KY A	CHTFX	4.6	-8.9	10/08	4.2	3.1	1.7	2	0.36	0.50	0.92	3	2	1	2	3
FI	Muni Sing St In	Westcore CO Tax-Exempt	WTCOX	4.6	-5.9	11/94	3.7	2.5	1.4	2	0.41	0.60	1.05	3	3	4	4	4
FI	Muni Sing St In	Colum Georgia Int Muni Bd Z	NGAMX	4.6	-7.3	11/94	3.8	2.7	1.5	2	0.40	0.57	0.98	3	3	3	4	4
FI	Muni Sing St In	Colum N Carol Int Muni Bd Z	NNIBX	4.6	-7.0	11/94	3.7	2.6	1.5	2	0.40	0.57	1.00	3	3	3	4	4
FI	Muni Sing St In	Tax-Free Fund of CO A	COTFX	4.4	-6.7	11/94	3.6	2.5	1.4	2	0.37	0.54	0.95	3	2	3	2	3
FI	Muni Sing St In	Hawaiian Tax-Free A	HULAX	4.3	-7.3	11/94	3.6	2.5	1.4	2	0.34	0.49	0.86	3	3	4	2	2
FI	Muni Sing St In	Sterling Cap NC Int Tx-Free A	BNCA	4.3	-4.7	11/94	3.5	2.5	1.3	2	0.33	0.47	0.86	3	4	5	3	3
FI	Muni Sing St In	Tax-Free Fund for UT A	UTAHX	5.0	-9.7	11/94	4.8	3.5	2.4	2	0.39	0.55	0.80	2	2	1	4	3
FI	Muni Sing St In	First Invs Tax Exempt CT A	FICTX	4.8	-10.5	11/94	4.7	3.3	2.1	2	0.36	0.52	0.81	2	2	1	1	2
FI	Muni Sing St In	First Invs Tax Exempt MI A	FTMIX	4.8	-9.8	11/94	4.7	3.3	2.1	2	0.35	0.51	0.78	2	2	1	1	2
FI	Muni Sing St In	Dreyfus Connecticut A	PSCTX	4.7	-8.9	11/94	4.6	3.1	2.1	3	0.36	0.52	0.77	2	1	1	1	3
FI	Muni Sing St In	Aquila Narr Tx-Fr Inc A	NITFX	4.7	-10.1	11/94	4.2	3.0	2.0	2	0.37	0.53	0.81	2	2	3	2	3
FI	Muni Sing St In	Putnam MI Tax Exempt Income A	PXMIX	4.6	-8.8	11/94	4.3	3.0	2.0	2	0.36	0.52	0.76	2	2	1	2	3
FI	Muni Sing St In	Amer Fds Tax-Exempt MD A	TMMDX	4.6	-8.8	12/08	4.2	2.9	2.0	2	0.36	0.53	0.76	2	1	1	2	3
FI	Muni Sing St In	RidgeWorth VA Int Muni Bd I	CRVTX	4.5	-9.5	11/94	3.9	2.8	1.9	2	0.36	0.50	0.75	2	4	5	4	4
FI	Muni Sing St In	JPMorgan MI Municipal Bond A	PEIAX	4.5	-9.3	11/94	4.1	2.9	1.9	2	0.34	0.48	0.74	2	2	3	2	2
FI	Muni Sing St In	PNC MD Tax-Exempt Bond I	PDITX	4.4	-9.8	11/94	3.6	2.5	1.8	2	0.37	0.54	0.76	2	5	5	3	3
FI	Muni Sing St In	Maine Municipal	MEMUX	4.2	-7.4	11/94	3.6	2.5	1.5	2	0.32	0.47	0.77	2	1	2	1	3
FI	Muni Sing St In	PNC MI Interm Muni Bond A	PMMAX	4.1	-5.4	11/94	3.6	2.4	1.4	2	0.28	0.41	0.74	2	2	2	2	3
FI	Muni Sing St In	Colum Maryland Int Muni Bd A	NMDMX	4.0	-7.4	11/94	3.7	2.6	1.6	2	0.24	0.34	0.56	2	1	2	2	3
FI	Muni Sing St In	Eaton Vance AR Muni Inc B	EVARX	3.8	-20.8	12/08	5.9	4.2	3.6	3	0.12	0.17	0.20	1	1	1	1	3
FI	Muni Sing St In	Kansas Municipal	KSMUX	3.6	-8.7	11/94	3.2	2.2	1.6	2	0.17	0.24	0.35	1	1	2	2	3
FI	Muni Sing St Lg	Vang FL Foc L/T Tax-Ex Inv	VFLTX	5.7	-9.1	11/94	5.0	3.4	2.0	2	0.52	0.78	1.29	5	5	5	5	5
FI	Muni Sing St Lg	T. Rowe Price VA Tax-Free Bd	PRVAX	5.5	-9.0	11/94	4.6	3.2	2.0	2	0.51	0.74	1.17	5	5	5	5	5
FI	Muni Sing St Lg	T. Rowe Price GA Tax-Free Bd	GTFBX	5.4	-9.9	11/94	4.8	3.4	2.2	2	0.47	0.68	1.01	5	4	5	4	5
FI	Muni Sing St Lg	T. Rowe Price MD Tax-Free Bd	MDXBX	5.4	-8.5	11/94	4.4	3.0	2.0	2	0.51	0.74	1.12	5	5	5	5	5
FI	Muni Sing St Lg	Franklin MO Tax-Free Income A	FRMOX	5.1	-8.0	11/94	4.5	3.2	2.0	2	0.45	0.64	1.00	5	4	3	2	2
FI	Muni Sing St Lg	MFS MS Municipal Bond A	MISSX	5.1	-10.3	11/94	4.5	3.1	2.0	2	0.45	0.64	0.99	5	5	4	2	2

FI	Muni Sing St Lg	Franklin FL Tax-Free Income A	FRFLX	5.1	-6.8	11/08	4.0	2.8	1.7	2	0.49	0.71	1.19	5	4	4	5	2
FI	Muni Sing St Lg	Franklin GA Tax-Free Income A	FTGAX	5.0	-8.0	11/08	4.5	3.2	1.9	2	0.43	0.61	0.99	5	4	3	2	3
FI	Muni Sing St Lg	MFS AL Municipal Bond A	MFALX	5.0	-7.8	11/94	4.3	2.9	1.8	2	0.44	0.65	1.02	5	4	3	1	2
FI	Muni Sing St Lg	Franklin OR Tax-Free Income A	FRORX	4.9	-8.2	11/94	4.3	3.0	1.9	2	0.43	0.62	0.99	5	5	4	2	2
FI	Muni Sing St Lg	Franklin MI Tax-Free Inc A	FTTMX	4.9	-6.3	11/94	3.9	2.8	1.6	2	0.47	0.66	1.15	5	4	3	2	1
FI	Muni Sing St Lg	LM Inv Counsel MD Tx-Fr Inc A	LMMDX	4.8	-6.7	10/08	4.1	2.8	1.7	2	0.42	0.61	1.01	5	4	4	2	1
FI	Muni Sing St Lg	Idaho Tax-Exempt	NITEX	4.6	-5.9	02/08	4.1	2.9	1.5	2	0.37	0.52	1.01	5	4	5	5	5
FI	Muni Sing St Lg	Nuveen MD Municipal Bond I	NMMDX	5.3	-10.2	11/94	4.8	3.3	2.4	2	0.45	0.66	0.92	4	4	5	5	5
FI	Muni Sing St Lg	Nuveen VA Municipal Bond A	FVATX	5.1	-10.6	12/08	4.8	3.3	2.3	2	0.42	0.61	0.89	4	3	3	4	3
FI	Muni Sing St Lg	Nuveen MO Municipal Bond A	FMOTX	5.1	-10.6	12/08	4.8	3.4	2.4	2	0.42	0.60	0.83	4	3	3	5	3
FI	Muni Sing St Lg	Nuveen TN Municipal Bond A	FTNTX	5.1	-9.0	11/94	4.5	3.1	2.1	2	0.44	0.63	0.94	4	5	5	5	3
FI	Muni Sing St Lg	Franklin CO Tax-Free Income A	FRCOX	5.1	-9.5	11/08	4.7	3.3	2.3	2	0.42	0.59	0.86	4	3	2	1	2
FI	Muni Sing St Lg	Franklin KY Tax-Free Income A	FRKYX	5.0	-12.2	11/94	4.9	3.5	2.4	2	0.40	0.56	0.82	4	4	4	4	3
FI	Muni Sing St Lg	Franklin NC Tax-Free Income A	FXNCX	5.0	-9.1	11/08	4.6	3.2	2.1	2	0.42	0.60	0.93	4	4	3	2	2
FI	Muni Sing St Lg	Colum CT Tax Exempt A	COCTX	5.0	-11.0	11/94	5.0	3.5	2.2	2	0.37	0.52	0.83	4	2	4	2	2
FI	Muni Sing St Lg	Franklin LA Tax-Free Income A	FKLAX	5.0	-9.6	11/08	4.5	3.2	2.0	2	0.41	0.58	0.91	4	3	3	2	2
FI	Muni Sing St Lg	Nuveen MI Municipal Bond A	FMITX	4.9	-8.4	11/94	4.5	3.2	2.1	2	0.41	0.58	0.88	4	4	4	5	4
FI	Muni Sing St Lg	Nuveen CT Municipal Bond A	FCTTX	4.9	-9.6	11/94	4.7	3.2	2.2	2	0.40	0.57	0.84	4	3	3	4	2
FI	Muni Sing St Lg	Franklin AZ Tax-Free Income A	FTAZX	4.9	-8.0	11/08	4.5	3.2	2.0	2	0.41	0.58	0.91	4	4	3	2	3
FI	Muni Sing St Lg	Nuveen KY Municipal Bond A	FKYTX	4.9	-9.3	11/94	4.4	3.1	2.0	2	0.42	0.60	0.90	4	4	4	5	2
FI	Muni Sing St Lg	Franklin VA Tax-Free Income A	FRVAX	4.9	-7.8	11/94	4.3	3.1	1.9	2	0.43	0.60	0.95	4	4	3	2	2
FI	Muni Sing St Lg	Franklin AL Tax-Free Income A	FRALX	4.9	-7.4	11/94	4.2	3.0	1.9	2	0.42	0.59	0.93	4	3	3	2	2
FI	Muni Sing St Lg	MFS TN Municipal Bond A	MSTNX	4.7	-7.5	11/08	4.2	2.9	1.9	2	0.39	0.56	0.88	4	4	4	2	2
FI	Muni Sing St Lg	MFS AR Municipal Bond A	MFARX	4.7	-8.9	11/94	4.3	3.0	1.9	2	0.38	0.53	0.86	4	3	3	1	1
FI	Muni Sing St Lg	Hawaii Municipal Inv	SURFX	4.5	-7.8	11/94	3.6	2.6	1.7	2	0.38	0.53	0.82	4	4	5	5	5
FI	Muni Sing St Lg	Nuveen CO Municipal Bond A	FCOTX	5.1	-10.5	12/08	5.2	3.5	2.7	2	0.38	0.56	0.72	3	2	3	5	4
FI	Muni Sing St Lg	Nuveen LA Municipal Bond A	FTLAX	5.1	-13.7	12/08	5.2	3.7	2.9	2	0.38	0.54	0.68	3	1	2	5	3
FI	Muni Sing St Lg	Delaware Tax-Free CO A	VCTFX	5.0	-12.3	11/94	4.7	3.3	2.6	2	0.41	0.59	0.75	3	4	4	2	2
FI	Muni Sing St Lg	Nuveen KS Municipal Bond A	FKSTX	5.0	-12.2	11/94	5.0	3.5	2.7	2	0.39	0.56	0.73	3	4	5	4	2
FI	Muni Sing St Lg	Franklin MD Tax-Free Income A	FMDTX	5.0	-11.4	12/08	4.7	3.3	2.3	2	0.40	0.57	0.81	3	2	2	1	1
FI	Muni Sing St Lg	Nuveen GA Municipal Bond A	FGATX	4.9	-9.9	10/08	4.9	3.5	2.5	2	0.38	0.53	0.75	3	2	3	4	4
FI	Muni Sing St Lg	Delaware Tax-Free AZ A	VAZIX	4.9	-11.6	11/94	4.8	3.3	2.3	2	0.39	0.55	0.79	3	4	4	2	2
FI	Muni Sing St Lg	Nuveen AZ Municipal Bond A	FAZTX	4.9	-10.3	12/08	5.0	3.5	2.6	2	0.35	0.50	0.69	3	2	3	4	2
FI	Muni Sing St Lg	Nuveen NC Municipal Bond A	FLNCX	4.9	-9.2	11/94	4.7	3.3	2.2	2	0.37	0.53	0.79	3	4	4	4	3
FI	Muni Sing St Lg	Franklin CT Tax-Free Income A	FXCTX	4.8	-8.8	11/94	4.5	3.2	2.2	2	0.38	0.53	0.78	3	3	3	1	1
FI	Muni Sing St Lg	Nuveen NM Municipal Bond A	FNMTX	4.8	-11.0	11/94	5.0	3.5	2.4	2	0.34	0.48	0.69	3	3	3	3	1
FI	Muni Sing St Lg	MFS GA Municipal Bond A	MMGAX	4.8	-9.8	11/94	4.6	3.2	2.3	2	0.36	0.52	0.74	3	3	3	2	2
FI	Muni Sing St Lg	MFS NC Municipal Bond A	MSNCX	4.7	-9.3	11/94	4.5	3.1	2.0	2	0.36	0.52	0.80	3	4	4	2	2
FI	Muni Sing St Lg	Putnam AZ Tax Exempt Income A	PTAZX	4.7	-10.0	11/94	4.5	3.2	2.2	2	0.35	0.50	0.73	3	3	3	3	2
FI	Muni Sing St Lg	MFS SC Municipal Bond A	MFSCX	4.6	-8.6	11/94	4.4	3.2	2.1	2	0.35	0.49	0.73	3	3	3	2	2
FI	Muni Sing St Lg	MFS VA Municipal Bond A	MSVAX	4.6	-9.6	11/94	4.3	3.0	2.1	2	0.34	0.49	0.71	3	4	3	2	2
FI	Muni Sing St Lg	Dreyfus Maryland A	PSMDX	4.5	-9.9	12/08	4.4	3.1	2.1	2	0.33	0.47	0.68	3	2	3	3	1
FI	Muni Sing St Lg	MFS WV Municipal Bond A	MFVWX	4.5	-8.4	11/94	4.4	3.2	2.0	2	0.32	0.45	0.70	3	2	3	2	1
FI	Muni Sing St Lg	MFS MD Municipal Bond A	MFSMX	4.5	-9.7	12/08	4.5	3.2	2.3	2	0.32	0.46	0.64	2	2	2	2	2
FI	Muni Sing St Lg	Madison Mosaic Virginia Tx-Fr	GTVAX	4.5	-11.0	11/94	4.4	3.2	2.3	2	0.31	0.43	0.60	2	5	5	5	4
FI	Muni Sing St Lg	Wells Fargo Adv NC Tax-Free A	ENCMX	4.4	-14.2	11/94	4.8	3.4	2.8	2	0.27	0.37	0.46	1	1	3	2	2
FI	Muni Sing St Lg	Eaton Vance AZ Muni Inc B	EVAZX	4.3	-15.6	12/08	5.9	4.2	3.3	2	0.21	0.29	0.37	1	1	1	4	4
FI	Muni Sing St Lg	Eaton Vance AL Muni Inc B	EVALX	4.2	-12.9	12/08	5.5	4.0	3.0	3	0.21	0.29	0.38	1	1	2	1	3
FI	Muni Sing St Lg	Eaton Vance OR Muni Inc B	EVORX	4.2	-21.2	12/08	6.7	4.7	4.2	4	0.17	0.24	0.27	1	1	1	1	3
FI	Muni Sing St Lg	Eaton Vance SC Muni Inc B	EVSCX	4.2	-22.8	12/08	6.8	4.9	4.5	3	0.16	0.23	0.24	1	1	1	1	4
FI	Muni Sing St Lg	Eaton Vance MO Muni Inc B	EVMOX	4.2	-16.3	12/08	5.8	4.2	3.6	2	0.18	0.25	0.30	1	1	1	1	4

FI	Muni Sing St Lg	Eaton Vance NC Muni Inc B	EVNCX	4.1	-16.0	12/08	5.9	4.2	3.4	3	0.16	0.23	0.28	1	1	1	1	4
FI	Muni Sing St Lg	Eaton Vance CT Muni Inc B	EVCTX	4.0	-14.0	11/94	5.4	3.9	3.1	3	0.17	0.24	0.30	1	1	1	3	3
FI	Muni Sing St Lg	Eaton Vance MD Muni Inc B	EVMYX	4.0	-18.8	12/08	5.9	4.3	3.8	2	0.15	0.21	0.23	1	1	1	2	5
FI	Muni Sing St Lg	Eaton Vance KY Muni Inc B	EVKYX	3.9	-14.2	12/08	5.3	3.9	3.0	2	0.15	0.20	0.26	1	1	1	3	5
FI	Muni Sing St Lg	Eaton Vance TN Muni Inc B	EVTNX	3.8	-20.0	12/08	5.9	4.3	3.7	2	0.12	0.17	0.19	1	1	1	1	3
FI	Muni Sing St Lg	Eaton Vance GA Muni Inc B	EVGAX	3.8	-20.1	12/08	6.4	4.5	3.9	3	0.11	0.15	0.18	1	1	1	1	3
FI	Muni Sing St Lg	Eaton Vance VA Muni Inc B	EVVAX	3.5	-27.1	12/08	6.8	4.8	4.7	3	0.06	0.09	0.09	1	1	1	1	4
FI	Muni Sing St Sh	Bernstein NY Municipal	SNNYX	4.4	-4.8	11/94	3.0	2.0	1.0	2	0.44	0.66	1.32	5	5	3	3	3
FI	Muni Sing St Sh	Oppen Limited Term NY Muni A	LTNYX	4.8	-11.2	12/08	3.5	2.3	1.6	2	0.50	0.74	1.07	4	2	1	3	2
FI	Muni Sing St Sh	Bernstein CA Municipal	SNCAX	4.3	-4.8	11/94	3.0	2.0	1.1	2	0.41	0.60	1.15	4	5	2	2	3
FI	Muni Sing St Sh	Thornburg CA Lim-Tm Muni A	LTCAX	3.9	-3.1	10/08	2.5	1.7	0.8	1	0.33	0.50	1.06	4	4	2	3	3
FI	Muni Sing St Sh	Alabama Tax-Free Bond	ALABX	3.9	-5.4	11/94	2.8	1.9	1.0	1	0.29	0.42	0.78	3	4	4	3	3
FI	Muni Sing St Sh	Dupree KY Tx-Fr Sh-to-Medium	KYSMX	3.7	-3.2	01/11	2.6	1.7	0.8	2	0.24	0.37	0.83	3	3	2	2	4
FI	Muni Sing St Sh	Wells Far Adv CA Ltd-Tm T/F A	SFCIX	3.7	-2.5	03/94	2.2	1.6	0.6	1	0.26	0.36	0.88	3	5	4	5	4
FI	Muni Sing St Sh	New Hampshire Municipal	NHMUX	4.2	-7.5	11/94	3.2	2.2	1.5	2	0.33	0.49	0.74	2	2	1	1	1
FI	Muni Sing St Sh	T. Rowe Price MD Sh-Tm Tx-Fr	PRMDX	3.1	-1.4	03/94	1.4	1.0	0.3	1	-0.01	-0.02	-0.06	1	1	5	5	3
FI	Nontrad Bond	FPA New Income	FPNIX	5.4	-3.4	08/02	2.1	1.1	0.5	1	1.08	2.02	4.68	5	4	5	5	5
FI	Short Gov	Sit US Government Securities	SNGVX	5.1	-1.8	07/03	1.8	1.0	0.3	1	1.10	2.00	7.24	5	5	5	5	3
FI	Short Gov	WF Adv Sh Dur Govt Bd Adm	MNSGX	4.8	-1.4	04/94	1.6	0.9	0.3	1	1.04	1.89	6.21	5	5	5	5	5
FI	Short Gov	Vanguard Short-Tm Federal Inv	VSGBX	4.7	-2.5	05/94	2.0	1.1	0.5	1	0.82	1.47	3.23	5	5	3	3	4
FI	Short Gov	Gold Sachs Sh Dur Govt Instl	GSTGX	4.7	-1.8	04/94	1.8	0.9	0.3	1	0.88	1.66	5.37	5	5	5	4	3
FI	Short Gov	Fidelity Instl Shrt-Int Govt	FFXSX	4.6	-3.0	04/94	2.2	1.3	0.6	1	0.70	1.18	2.41	5	5	3	2	4
FI	Short Gov	State Farm Interim	SFITX	4.6	-3.0	05/94	2.7	1.6	0.6	1	0.56	0.92	2.30	5	4	2	3	3
FI	Short Gov	Tr For Credit Uni Sh Dur Ins	TCUDX	4.5	-1.6	04/94	1.7	1.0	0.3	1	0.81	1.45	4.09	5	4	4	5	3
FI	Short Gov	Vanguard Short-Term Treas Inv	VFISX	4.5	-2.2	04/94	2.0	1.1	0.5	1	0.68	1.20	2.98	5	4	3	3	3
FI	Short Gov	Victory Fund for Income R	GGIFX	5.1	-5.6	11/94	2.7	1.7	1.1	1	0.74	1.17	1.82	4	5	5	5	5
FI	Short Gov	Fed US Govt 2-5 Yr Instl	FIGTX	4.9	-3.1	04/94	3.1	1.9	0.9	2	0.59	0.98	1.98	4	4	2	2	2
FI	Short Gov	Eaton Vance Gov Obligations A	EVGOX	4.6	-3.3	06/94	2.7	1.6	0.8	1	0.56	0.93	1.84	4	4	3	2	1
FI	Short Gov	Thornburg Lim-Tm US Govt A	LTUSX	4.6	-3.1	11/94	2.7	1.7	0.8	1	0.54	0.88	1.75	4	3	3	3	2
FI	Short Gov	SEI Daily Inc Sh-Dur Govt A	TCSGX	4.3	-1.6	04/94	1.6	0.9	0.3	1	0.77	1.39	4.30	4	4	5	4	3
FI	Short Gov	DFA Short-Term Government I	DFFGX	4.6	-4.5	11/94	2.8	1.8	1.2	2	0.54	0.83	1.31	3	3	3	3	5
FI	Short Gov	Loom Sy Ltd Tm Govt and Ag A	NEFLX	4.3	-3.1	11/94	2.5	1.6	0.9	1	0.49	0.75	1.32	3	5	5	5	1
FI	Short Gov	Federated Inter Govt Svc	FLDSX	4.1	-2.0	12/10	1.9	1.1	0.4	1	0.52	0.92	2.31	3	5	2	2	3
FI	Short Gov	Dreyfus Short-Inter Gov	DSIGX	3.9	-2.0	04/94	1.9	1.1	0.5	1	0.41	0.70	1.55	3	2	2	2	2
FI	Short Gov	Amer Cent Zero Cpn 2015 Inv	BTFTX	8.3	-23.2	10/94	11.1	7.2	6.7	3	0.47	0.72	0.77	2	2	1	2	4
FI	Short Gov	Madison Mosaic Government Y	MADTX	4.2	-5.5	05/96	3.2	2.1	1.5	2	0.35	0.52	0.74	2	3	2	2	3
FI	Short Gov	Franklin Lim Mat US Govt A	FRGVX	4.0	-3.6	04/94	2.1	1.4	0.8	1	0.40	0.63	1.14	2	3	3	2	1
FI	Short Gov	Fed Adjustable Rate Secs Insl	FEUGX	3.8	-1.3	10/08	1.1	0.6	0.1	1	0.68	1.23	4.94	2	3	4	3	3
FI	Short Gov	Fed US Govt 1-3 Yr Instl	FSGVX	3.8	-1.3	04/94	1.4	0.8	0.2	1	0.49	0.90	2.91	2	2	3	2	2
FI	Short Gov	Inves Limited Mat Treas R5	ALMIX	3.8	-1.0	04/94	1.4	0.7	0.2	1	0.48	0.91	3.01	2	1	2	2	3
FI	Short Gov	Amer Cent Short-Term Govt Inv	TWUSX	3.7	-2.0	05/94	1.6	1.0	0.4	1	0.41	0.68	1.69	2	2	3	2	2
FI	Short Gov	Bernstein U.S. Gov Short Dur	SNGSX	3.7	-1.3	05/04	1.4	0.8	0.3	1	0.40	0.70	2.09	2	1	3	3	2
FI	Short Gov	RidgeWor Sh-Tm US Treas Sec I	SUSTX	3.6	-1.1	05/08	1.4	0.8	0.2	1	0.37	0.66	2.18	2	2	2	2	2
FI	Short Gov	Shelton US Gov Sec Direct	CAUSX	4.9	-9.9	10/94	4.9	3.3	2.8	2	0.37	0.56	0.65	1	2	1	2	2
FI	Short Gov	Oppen Limited-Term Gov A	OPGVX	4.0	-9.7	11/08	2.3	1.7	1.4	2	0.39	0.53	0.65	1	1	1	5	1
FI	Short Gov	AMF Short US Government	ASITX	3.5	-9.2	10/08	2.0	1.3	2.0	1	0.23	0.34	0.22	1	1	1	2	3
FI	Short Gov	Morg Stan Lim Dur US Govt Tr	LDTRX	3.5	-2.6	04/94	1.6	1.0	0.5	1	0.26	0.41	0.91	1	2	3	2	2
FI	Short Gov	Fkln Adj US Govt Secs A	FISAX	3.5	-3.0	12/94	1.2	0.8	0.5	1	0.32	0.48	0.69	1	2	4	2	1
FI	Short Gov	Pacific Advisors Gov Secs A	PADGX	3.3	-10.4	07/03	4.7	3.3	3.4	2	0.03	0.05	0.05	1	1	1	1	1
FI	Short Gov	Davis Government Bond B	VRPFX	2.9	-5.3	01/00	2.5	1.9	1.5	2	-0.08	-0.11	-0.14	1	1	1	1	2
FI	Short-Tm Bd	Thornburg Limited-Term Inc A	THIFX	5.5	-7.7	10/08	3.2	2.1	1.2	2	0.76	1.17	2.05	5	4	2	4	5

FI	Short-Tm Bd	PIMCO Low Duration Instl	PTLDX	5.4	-7.0	11/08	2.6	1.5	1.0	2	0.89	1.49	2.42	5	3	2	2	2
FI	Short-Tm Bd	Weitz Short-Inter Inc Instl	WEFIX	5.2	-3.9	11/94	2.6	1.6	0.9	1	0.82	1.37	2.53	5	5	4	5	5
FI	Short-Tm Bd	Prudential Short-Tm Corp Bd A	PBSMX	4.9	-5.7	10/08	2.7	1.7	0.8	1	0.67	1.05	2.13	5	4	2	2	2
FI	Short-Tm Bd	PIMCO Low Duration II Instl	PLDTX	4.8	-5.2	11/08	2.3	1.5	0.8	1	0.75	1.17	2.27	5	3	2	3	2
FI	Short-Tm Bd	Homestead Short-Term Bond	HOSBX	4.8	-5.4	11/08	1.8	1.0	0.7	1	0.92	1.67	2.45	5	4	3	5	5
FI	Short-Tm Bd	Janus Short-Term Bond D	JNSTX	4.6	-1.9	04/94	1.6	0.9	0.3	1	0.93	1.64	4.32	5	5	5	2	2
FI	Short-Tm Bd	Northern Short Bond	BSBAX	4.5	-1.9	05/04	2.0	1.2	0.5	1	0.72	1.19	3.21	5	5	5	4	2
FI	Short-Tm Bd	Colum Short Term Bond Z	NSTMX	4.4	-3.9	11/08	1.7	1.0	0.5	1	0.77	1.30	2.50	5	4	3	4	4
FI	Short-Tm Bd	JPMorgan Short Dur Bd Select	HLLVX	4.4	-2.2	04/94	1.7	0.9	0.4	1	0.77	1.37	3.25	5	4	5	4	2
FI	Short-Tm Bd	Fed Short-Term Inc Instl	FSTIX	4.4	-3.6	11/08	1.6	1.0	0.5	1	0.77	1.31	2.44	5	5	3	5	2
FI	Short-Tm Bd	CNI Chart Lim Mat Fixd Inc In	AHLFX	4.3	-2.1	10/08	1.7	0.9	0.4	1	0.72	1.29	3.35	5	3	4	2	2
FI	Short-Tm Bd	Thompson Bond	THOPX	6.0	-11.3	10/08	4.6	2.9	1.9	2	0.63	1.00	1.56	4	4	2	2	5
FI	Short-Tm Bd	Vanguard Sh-Tm Inv-Grade Inv	VFTSX	4.9	-7.6	11/08	2.3	1.5	1.1	1	0.80	1.25	1.69	4	2	2	3	5
FI	Short-Tm Bd	BMO Short-Term Income Y	MSINX	4.4	-7.0	11/08	1.9	1.2	0.8	1	0.70	1.07	1.70	4	3	2	5	2
FI	Short-Tm Bd	Dela Limited-Tm Divr Inc A	DTRIX	4.3	-3.2	05/94	2.2	1.3	0.7	2	0.57	0.96	1.86	4	5	4	1	2
FI	Short-Tm Bd	T. Rowe Price Short-Term Bond	PRWBX	4.3	-3.7	12/94	1.8	1.2	0.7	1	0.65	1.00	1.69	4	5	3	3	2
FI	Short-Tm Bd	ING InvTr Lim Mat Bd Port S	ILMBX	4.2	-4.2	10/08	2.1	1.3	0.7	1	0.54	0.85	1.68	4	2	2	3	2
FI	Short-Tm Bd	MainStay Short-Term Bond I	MSTIX	4.1	-1.5	04/94	1.6	0.9	0.3	1	0.59	1.05	3.01	4	3	5	2	2
FI	Short-Tm Bd	Virtus Multi-Sector S/T Bd A	NARAX	6.1	-14.7	11/08	4.4	3.2	2.4	2	0.68	0.95	1.25	3	2	2	2	2
FI	Short-Tm Bd	William Blair Income N	WBRRX	4.9	-9.5	10/08	2.9	1.9	1.4	2	0.62	0.98	1.31	3	2	2	4	2
FI	Short-Tm Bd	Russell Short Duration Bond S	RFSBX	4.6	-8.8	11/08	2.2	1.4	1.2	1	0.66	1.01	1.23	3	2	2	2	5
FI	Short-Tm Bd	Tributary Shrt Int Bd Instl	FOSIX	4.5	-4.2	03/02	2.7	1.8	1.0	1	0.51	0.75	1.37	3	4	5	3	5
FI	Short-Tm Bd	Wells Far Adv Short-Tm Bd Inv	SSTBX	4.3	-3.6	10/08	1.9	1.2	0.9	1	0.62	0.96	1.24	3	4	3	3	4
FI	Short-Tm Bd	RidgeWorth Short-Term Bond I	SSBTX	4.1	-5.2	11/08	2.1	1.3	0.7	1	0.49	0.80	1.47	3	3	2	2	2
FI	Short-Tm Bd	Nuveen Short-Term Bond A	FALTX	4.1	-7.1	11/08	1.9	1.2	0.9	1	0.53	0.85	1.20	3	2	1	1	2
FI	Short-Tm Bd	Huntington Sh-Int Fxd-Inc Tr	HSIFX	4.1	-5.2	10/08	2.3	1.5	0.8	1	0.41	0.63	1.18	3	2	2	2	2
FI	Short-Tm Bd	BlackRock Low Dur Bd Instl	BFMSX	4.5	-11.8	11/08	2.3	1.6	1.8	2	0.64	0.90	0.81	2	1	1	3	5
FI	Short-Tm Bd	Dreyfus Short Term Income D	DSTIX	4.5	-7.6	11/08	2.3	1.5	1.3	1	0.60	0.92	1.10	2	1	2	3	2
FI	Short-Tm Bd	Amer Fds Int Bd Fd of Amer A	AIBAX	4.3	-5.0	10/08	2.5	1.6	1.1	1	0.48	0.73	1.06	2	2	2	2	2
FI	Short-Tm Bd	MFS Limited Maturity A	MQLFX	4.0	-6.3	11/08	2.0	1.3	0.9	1	0.48	0.72	1.03	2	1	1	2	2
FI	Short-Tm Bd	Amer Beacon Short-Tm Bd Instl	AASBX	4.0	-5.0	06/94	1.7	1.1	1.0	1	0.52	0.80	0.90	2	4	4	2	2
FI	Short-Tm Bd	Fidelity Short-Term Bond	FSHBX	3.9	-4.8	11/08	1.9	1.4	1.1	1	0.43	0.59	0.76	2	1	2	5	3
FI	Short-Tm Bd	Sterling Cap Short-Tm Bond A	BSGAX	3.7	-3.2	04/94	1.9	1.2	0.7	1	0.34	0.52	0.93	2	2	4	2	2
FI	Short-Tm Bd	JPMorgan Limited Dur Bd Sel	HLGFX	4.3	-13.7	12/08	2.3	1.7	2.5	2	0.51	0.71	0.47	1	1	1	5	5
FI	Short-Tm Bd	Fidelity Adv Short Fxd-Inc T	FAFXX	3.8	-4.0	11/08	1.8	1.3	0.9	1	0.38	0.52	0.74	1	1	2	3	2
FI	Short-Tm Bd	Schwab Short-Term Bond Market	SWBDX	3.8	-9.2	02/09	2.4	1.7	2.2	1	0.28	0.39	0.30	1	1	1	2	2
FI	Short-Tm Bd	Ivy Limited-Term Bond C	WLBCX	3.7	-4.0	11/94	2.2	1.5	0.9	1	0.28	0.42	0.71	1	3	4	1	2
FI	Short-Tm Bd	Bernstein Short Duration Plus	SNSDX	3.7	-5.4	11/08	1.5	1.0	0.9	1	0.39	0.59	0.70	1	1	2	3	2
FI	Short-Tm Bd	Neub Berm Short Dur Bd Inv	NSBIX	3.6	-18.3	11/08	3.4	2.8	3.1	2	0.14	0.18	0.16	1	1	1	2	2
FI	Short-Tm Bd	Western Asset Short-Tm Bond A	SBSTX	3.6	-15.3	11/08	3.0	2.2	2.7	2	0.16	0.21	0.17	1	1	1	2	2
FI	Short-Tm Bd	Permanent Port Versatile Bond	PRVBX	3.5	-2.3	10/08	1.2	0.7	0.3	1	0.34	0.59	1.51	1	2	3	4	5
FI	Short-Tm Bd	Morg Stan Inst Limited Dur I	MPLDX	2.9	-23.2	11/08	3.1	2.7	7.5	3	-0.06	-0.07	-0.02	1	1	1	2	2
FI	Short-Tm Bd	AMF Intermediate Mortgage	ASCPX	1.1	-41.2	02/11	4.5	4.0	18.3	5	-0.44	-0.49	-0.11	1	1	1	1	2
FI	Ultrashort Bd	PIMCO Short-Term Instl	PTSHX	4.3	-4.2	11/08	1.4	0.8	0.4	1	0.84	1.43	3.03	5	5	3	2	5
FI	Ultrashort Bd	Wells Far Adv Adj Rate Govt I	EKIZX	4.3	-2.8	11/08	1.2	0.7	0.3	1	1.01	1.76	3.80	5	5	3	5	2
FI	Ultrashort Bd	Mgrs Short Dur Government	MGSDX	3.9	-2.5	11/08	1.3	0.8	0.3	1	0.63	1.01	2.96	4	5	3	4	2
FI	Ultrashort Bd	Tr For Credit Uni U-S Dur Gv	TCUUX	3.9	-0.3	07/03	0.9	0.4	0.0	1	0.87	2.13	16.57	4	4	5	3	2
FI	Ultrashort Bd	DFA One-Year Fixed-Income I	DFIHX	3.7	-0.5	06/04	0.9	0.4	0.1	1	0.74	1.64	7.81	4	4	5	4	2
FI	Ultrashort Bd	TCW Short Term Bond I	TGSMX	4.0	-6.9	05/09	1.8	1.2	1.2	1	0.50	0.76	0.75	3	2	2	3	4
FI	Ultrashort Bd	Gold Sachs Hi Qlt Fl Rt Instl	GSARX	3.6	-3.6	11/08	1.2	0.7	0.4	1	0.41	0.67	1.37	3	2	2	2	2
FI	Ultrashort Bd	Wells Far Adv Ult S/T Inc Inv	STADX	3.7	-7.2	12/08	1.4	1.0	1.2	1	0.43	0.62	0.48	2	2	2	3	2

FI	Ultrashort Bd	West At Adj Rate Inc C1	ARMGX	3.0	-18.5	12/08	2.7	2.3	3.6	2	-0.05	-0.06	-0.04	2	1	2	2	3
FI	Ultrashort Bd	AMF Ultra Short Mortgage	ASARX	2.8	-23.3	03/09	2.5	2.1	7.4	3	-0.13	-0.16	-0.04	2	1	1	3	2
FI	Ultrashort Bd	Permanent Port Short Tm Treas	PRTBX	2.2	-2.3	03/13	0.6	0.3	0.6	1	-1.38	-2.93	-1.45	1	1	1	2	2
FI	World Bond	Templeton Global Bond A	TPINX	8.0	-9.4	10/00	7.2	4.3	3.0	4	0.68	1.14	1.63	5	5	4	2	2
FI	World Bond	PIMCO For Bond (USD-Hedged) I	PFORX	7.8	-9.0	11/08	4.0	2.3	2.2	2	1.18	2.08	2.18	5	5	5	5	5
FI	World Bond	Payden Global Fixed Income	PYGFY	5.8	-5.9	05/94	3.5	2.2	1.4	2	0.77	1.23	1.89	5	5	5	4	5
FI	World Bond	DFA Five-Year GI Fixed-Inc I	DFGBX	5.6	-6.9	06/94	2.9	1.8	1.4	1	0.87	1.37	1.79	5	4	5	4	5
FI	World Bond	Goldman Sachs Global Income A	GSGIX	5.5	-7.2	10/08	3.4	2.1	1.9	2	0.71	1.13	1.26	4	3	4	4	5
FI	World Bond	Loomis Sayles Glob Bond Instl	LSGBX	7.5	-19.1	10/08	7.9	5.1	4.5	3	0.55	0.87	0.98	3	2	2	3	3
FI	World Bond	Prudential Global Tot Ret A	GTRAX	6.3	-17.3	10/08	7.1	4.5	4.0	3	0.45	0.72	0.81	3	2	2	3	2
FI	World Bond	BlackRock Intl Bond Svc	CIFIX	6.3	-14.3	10/08	6.5	4.1	3.9	5	0.50	0.79	0.83	3	1	2	1	2
FI	World Bond	Amer Fds Capital World Bond A	CWBFX	6.2	-13.8	10/08	6.3	4.0	3.0	2	0.49	0.78	1.03	3	3	2	2	2
FI	World Bond	Aber Glob Fixed Inc Instl Svc	CGFIX	5.8	-12.8	10/08	5.3	3.4	2.7	3	0.51	0.78	0.99	3	2	2	2	2
FI	World Bond	Waddell & Reed Global Bond A	UNHHX	5.7	-12.7	10/08	4.6	3.4	2.4	2	0.55	0.76	1.05	3	3	2	3	2
FI	World Bond	AllianceBern Global Bond A	ANAGX	7.8	-37.6	02/95	10.4	7.7	7.5	3	0.45	0.61	0.63	2	3	2	5	3
FI	World Bond	Consulting Group Inter F/I	TIFUX	6.2	-15.8	10/00	6.4	4.0	5.1	2	0.48	0.77	0.60	2	3	5	4	5
FI	World Bond	VALIC Co I Inter Govt Bond	VCIFX	6.1	-16.1	10/08	7.6	5.1	5.1	3	0.39	0.59	0.59	2	3	2	3	2
FI	World Bond	Colum Global Bond A	IGBFX	5.4	-11.9	10/08	6.0	3.8	3.0	3	0.39	0.61	0.76	2	2	2	2	2
FI	World Bond	DWS Enhanced Global Bond S	SSTGX	4.7	-7.4	12/11	5.2	3.4	2.6	3	0.32	0.48	0.63	2	3	2	2	5
FI	World Bond	Amer Cent Inter Bd Inv	BEGBX	5.5	-19.6	10/00	8.9	5.7	6.6	4	0.27	0.42	0.37	1	2	2	1	2
FI	World Bond	T. Rowe Price Inter Bond	RPIBX	5.5	-16.7	10/00	8.3	5.3	6.0	4	0.29	0.45	0.40	1	2	2	2	2
FI	World Bond	BlackRock World Income Instl	MAWIX	5.3	-29.7	08/98	8.9	7.3	9.7	3	0.25	0.31	0.23	1	3	2	3	5
FI	World Bond	Putnam Global Income A	PGGIX	5.3	-25.7	11/08	7.1	4.8	4.8	3	0.31	0.47	0.47	1	2	2	3	3
FI	World Bond	Federated Inter Bond A	FTIIX	5.0	-21.4	10/00	8.4	5.4	8.0	5	0.23	0.35	0.24	1	1	2	1	2
AA	Aggress Alloc	Pax World Bal Individual Inv	PAXWX	7.5	-37.8	02/09	10.2	7.1	10.1	4	0.43	0.62	0.44	5	2	2	3	2
AA	Aggress Alloc	Wad & Reed Continental Inc A	UNCIX	7.1	-28.3	02/09	9.4	6.4	7.1	4	0.43	0.62	0.56	5	5	5	5	2
AA	Aggress Alloc	Davis Appreciation & Income A	RPFCA	7.4	-51.6	02/09	14.2	10.4	12.6	5	0.30	0.41	0.34	4	1	2	1	1
AA	Aggress Alloc	Wells Far Adv Idx Asst Allo A	SFAAX	7.1	-43.7	02/09	11.3	8.0	11.9	4	0.36	0.51	0.34	4	2	4	5	4
AA	Aggress Alloc	FBP Appreciation & Inc Oppor	FBPFX	7.0	-43.2	02/09	11.6	8.2	10.6	5	0.34	0.48	0.37	4	1	4	2	4
AA	Aggress Alloc	CGM Mutual	LOMMX	6.9	-40.3	02/09	15.9	10.9	15.5	5	0.24	0.35	0.25	2	4	1	1	2
AA	Aggress Alloc	Ivy Balanced A	IBNAX	6.3	-40.2	09/02	11.6	8.3	15.1	4	0.28	0.39	0.21	2	5	5	5	2
AA	Aggress Alloc	Colum Global Oppor A	IMRFX	5.6	-43.0	02/09	11.6	8.5	12.4	4	0.21	0.29	0.20	1	2	2	3	1
AA	Aggress Alloc	WF Adv Divers Cptl Bldr B	EKBBX	5.3	-48.4	02/09	12.7	9.7	13.9	5	0.18	0.23	0.16	1	1	2	3	5
AA	Aggress Alloc	Pacific Advisors Balanced A	PAABX	5.0	-42.2	02/09	9.9	7.1	10.0	4	0.20	0.27	0.19	1	1	1	3	3
AA	Conserv Alloc	Vanguard Wellesley Income Inv	VWINX	8.5	-18.8	02/09	6.4	4.0	3.3	2	0.83	1.35	1.62	5	5	5	5	5
AA	Conserv Alloc	Berwyn Income	BERIX	8.1	-13.0	02/09	6.0	4.0	3.3	2	0.84	1.26	1.52	5	5	5	4	3
AA	Conserv Alloc	James Bal: Golden Rainbow R	GLRBX	8.0	-17.5	02/09	7.1	4.6	3.2	3	0.69	1.06	1.53	5	5	5	5	4
AA	Conserv Alloc	Permanent Portfolio	PRPFX	7.9	-19.1	02/09	8.5	5.7	3.6	4	0.57	0.85	1.33	5	5	4	3	1
AA	Conserv Alloc	Bruce	BRUFY	13.7	-40.3	02/09	14.6	8.6	10.6	4	0.73	1.24	1.00	4	4	4	4	3
AA	Conserv Alloc	Fidelity Asset Mgr 20%	FASIX	6.2	-16.8	02/09	4.8	3.2	2.9	2	0.65	0.96	1.06	4	4	4	5	5
AA	Conserv Alloc	Franklin Income A	FKINX	8.0	-39.1	02/09	9.8	6.9	7.7	4	0.50	0.71	0.64	3	3	2	2	4
AA	Conserv Alloc	Midas Perpetual Portfolio	MPERX	4.1	-8.1	09/11	4.7	2.8	1.3	5	0.20	0.34	0.75	3	5	5	1	1
AA	Conserv Alloc	Oppenheimer Capital Income A	OPPEX	6.2	-48.7	02/09	11.4	8.4	14.6	4	0.28	0.37	0.22	2	1	1	4	5
AA	Conserv Alloc	USAA Growth and Tax Strategy	USBLX	6.1	-31.1	02/09	8.0	5.8	9.1	3	0.37	0.51	0.32	2	2	3	5	5
AA	Conserv Alloc	WF Adv Divers Inc Bldr A	EKSAX	5.8	-33.9	11/08	8.1	6.2	6.4	4	0.33	0.44	0.42	2	2	2	3	3
AA	Conserv Alloc	AlliBern Tx Mgd Cnsvr Wlth St	ACIAX	4.4	-18.1	02/09	5.3	3.7	3.8	2	0.24	0.34	0.34	2	2	1	1	1
AA	Conserv Alloc	AlliBern Tx Mgd Bal Wlth St A	AGIAX	5.1	-32.0	09/02	9.6	6.9	11.2	4	0.21	0.29	0.18	1	2	1	1	1
AA	Conserv Alloc	Federated Capital Income A	CAPAX	4.8	-47.7	09/02	10.6	7.8	17.5	4	0.16	0.21	0.10	1	4	3	3	3
AA	Conserv Alloc	Pacific Advisors Inc & Eqty A	PADIX	3.7	-24.5	02/09	5.0	3.7	4.5	2	0.13	0.18	0.14	1	1	2	2	3
AA	Conserv Alloc	GAMCO Mathers AAA	MATRX	-0.6	-24.5	03/13	3.9	3.5	10.0	5	-0.94	-1.05	-0.37	1	1	1	1	1
AA	Convertibles	Calamos Convertible A	CCVIX	8.6	-31.6	11/08	11.3	7.4	7.1	4	0.49	0.74	0.78	5	3	3	1	1

AA	Convertibles	Colum Convertible Sec A	PACIX	8.3	-40.4	11/08	11.4	8.0	9.8	4	0.45	0.64	0.53	4	2	2	4	1
AA	Convertibles	Fidelity Convertible Sec	FCV SX	9.8	-54.5	02/09	16.7	11.8	13.2	5	0.40	0.56	0.50	3	2	2	3	3
AA	Convertibles	Franklin Convertible Sec A	FISCX	8.5	-43.8	11/08	13.0	9.3	10.5	5	0.41	0.58	0.51	3	3	3	2	1
AA	Convertibles	Vanguard Convertible Sec Inv	VCV SX	8.2	-36.3	11/08	12.6	8.9	10.0	4	0.41	0.58	0.52	3	5	5	4	5
AA	Convertibles	Invesco Convertible Sec B	CNSBX	7.4	-37.0	11/08	11.3	8.0	9.3	4	0.38	0.53	0.46	3	4	5	5	5
AA	Convertibles	MainStay Convertible B	MCSVX	7.5	-39.3	11/08	11.5	8.2	10.0	5	0.38	0.53	0.44	2	2	3	2	2
AA	Convertibles	Putnam Convertible Sec A	PCONX	7.2	-44.2	11/08	12.6	9.4	11.7	4	0.33	0.44	0.35	1	3	2	3	2
AA	Convertibles	Victory Inv Gr Convertible A	SBFCX	6.0	-38.9	02/09	10.2	7.6	9.9	4	0.29	0.39	0.30	1	1	1	3	2
AA	Mod Alloc	T. Rowe Price Capital Apprec	PRWCX	10.7	-36.6	02/09	10.1	6.7	6.6	4	0.76	1.13	1.16	5	5	5	5	5
AA	Mod Alloc	Calamos Growth & Income A	CVTRX	10.4	-39.4	02/09	13.3	8.3	9.0	4	0.55	0.88	0.81	5	2	3	1	1
AA	Mod Alloc	ING T. R Pr Cap Apprec Port S	ITCSX	9.7	-37.3	02/09	10.4	7.1	7.0	4	0.63	0.92	0.94	5	5	5	4	5
AA	Mod Alloc	Mairs & Power Balanced Inv	MAPOX	9.5	-33.1	02/09	9.6	6.3	6.2	3	0.67	1.02	1.04	5	5	5	5	5
AA	Mod Alloc	Vanguard Wellington Inv	VWELX	9.4	-32.5	02/09	9.8	6.5	6.4	3	0.64	0.97	0.98	5	5	5	5	5
AA	Mod Alloc	Janus Balanced D	JANBX	9.3	-21.5	02/09	9.3	6.0	6.4	4	0.67	1.03	0.97	5	5	5	3	4
AA	Mod Alloc	Invesco Eqty and Income A	ACEIX	9.2	-36.5	02/09	10.6	7.0	7.7	4	0.58	0.87	0.79	5	3	4	1	3
AA	Mod Alloc	Vanguard STAR Inv	VGSTX	8.5	-35.6	02/09	9.9	6.8	7.3	4	0.54	0.79	0.74	5	4	4	4	4
AA	Mod Alloc	TETON Westwood Balanced AAA	WEBAX	8.4	-30.8	02/09	8.9	5.9	7.0	3	0.60	0.90	0.76	5	3	2	3	4
AA	Mod Alloc	American Funds American Bal A	ABALX	8.4	-37.0	02/09	9.5	6.4	7.6	3	0.56	0.83	0.70	5	3	3	5	3
AA	Mod Alloc	MainStay Balanced I	MBAIX	8.4	-36.0	02/09	9.4	6.4	7.2	3	0.56	0.82	0.73	5	4	5	5	5
AA	Mod Alloc	Dodge & Cox Balanced	DODBX	9.5	-46.5	02/09	11.4	7.8	9.9	4	0.56	0.82	0.64	4	2	3	3	5
AA	Mod Alloc	Value Line Income & Growth	VALIX	8.8	-29.5	02/09	11.3	7.6	9.3	4	0.51	0.76	0.62	4	5	4	2	5
AA	Mod Alloc	Amer Fds Inc Fund of Amer A	AMECX	8.4	-41.0	02/09	9.5	6.6	8.8	3	0.55	0.80	0.60	4	2	3	5	3
AA	Mod Alloc	Fidelity Balanced	FBALX	8.2	-40.5	02/09	10.5	7.2	8.7	4	0.49	0.71	0.59	4	3	3	5	4
AA	Mod Alloc	Dreyfus Bal Opportunity J	THPBX	8.2	-39.0	02/09	11.7	7.9	8.4	4	0.44	0.65	0.61	4	2	3	3	4
AA	Mod Alloc	Fidelity Puritan	FPURX	8.2	-37.9	02/09	10.0	7.0	8.1	3	0.51	0.73	0.63	4	3	4	4	4
AA	Mod Alloc	Greenspring	GRSPX	8.2	-24.6	08/98	10.0	7.4	7.8	3	0.51	0.69	0.65	4	5	5	4	4
AA	Mod Alloc	American Beacon Bal Instl	AADBX	7.9	-38.0	02/09	9.9	6.8	8.1	4	0.49	0.71	0.60	4	4	4	4	4
AA	Mod Alloc	Vanguard Balanced Index Inv	VBINX	7.8	-32.6	02/09	9.4	6.6	7.9	3	0.51	0.73	0.60	4	4	5	5	5
AA	Mod Alloc	T. Rowe Price Balanced	RPBAX	7.8	-37.8	02/09	10.0	7.0	8.1	4	0.47	0.67	0.58	4	3	4	4	3
AA	Mod Alloc	MFS Tot Return A	MSFRX	7.5	-33.4	02/09	8.7	5.9	6.7	3	0.51	0.75	0.66	4	2	3	3	2
AA	Mod Alloc	Pioneer Classic Balanced A	AOBLX	7.2	-33.3	02/09	8.9	6.0	6.5	4	0.46	0.69	0.63	4	3	4	2	2
AA	Mod Alloc	Alger Balanced I-2	ABLOX	7.9	-37.9	02/09	11.0	7.6	10.7	4	0.44	0.64	0.46	3	1	2	2	1
AA	Mod Alloc	Colum Balanced Z	CBALX	7.7	-30.9	02/09	9.7	6.6	9.6	3	0.47	0.69	0.48	3	5	5	5	5
AA	Mod Alloc	LK Balanced Institutional	LKBLX	7.7	-36.0	02/09	11.3	7.9	9.5	4	0.40	0.58	0.48	3	4	2	2	4
AA	Mod Alloc	BlackRock Managed Vol Inv A	PCBAX	7.4	-36.5	02/09	10.8	7.5	8.1	4	0.40	0.58	0.54	3	3	2	1	1
AA	Mod Alloc	VALIC Company I Asset Alloc	VCAAX	7.4	-33.3	02/09	9.2	6.4	8.0	3	0.47	0.68	0.54	3	4	5	5	4
AA	Mod Alloc	Elfun Diversified	ELDFX	7.4	-38.0	02/09	10.0	7.2	9.1	4	0.43	0.60	0.47	3	1	1	2	3
AA	Mod Alloc	Advance Capital I Bal Retail	ADBAX	7.3	-39.0	02/09	9.7	7.0	9.1	4	0.44	0.61	0.46	3	1	2	4	4
AA	Mod Alloc	State Farm Balanced	STFBX	7.2	-25.1	09/02	8.6	5.9	7.9	3	0.48	0.69	0.51	3	5	4	4	5
AA	Mod Alloc	Fidelity Asset Mgr 50%	FASM X	7.0	-34.8	02/09	9.8	6.9	8.5	3	0.40	0.57	0.46	3	2	4	4	4
AA	Mod Alloc	American Cent Balanced Inv	TWBIX	6.9	-30.1	02/09	9.5	6.7	8.0	3	0.40	0.56	0.47	3	4	5	5	4
AA	Mod Alloc	Sentinel Balanced A	SEBLX	6.8	-33.3	02/09	9.4	6.4	7.2	4	0.40	0.59	0.52	3	4	4	4	2
AA	Mod Alloc	Hartford Balanced HLS IA	HADAX	7.4	-41.6	02/09	10.8	7.6	10.1	4	0.40	0.57	0.43	2	2	3	4	3
AA	Mod Alloc	ING Balanced Port I	IBPIX	7.1	-38.2	02/09	10.0	7.1	9.8	4	0.40	0.56	0.41	2	2	2	3	3
AA	Mod Alloc	BlackRock Bal Capital Instl	MACPX	6.9	-38.8	02/09	10.5	7.6	9.5	4	0.36	0.50	0.40	2	2	2	3	4
AA	Mod Alloc	Prudential Asset Allocation Z	PABFX	6.9	-37.4	02/09	9.9	7.1	9.5	3	0.38	0.53	0.40	2	3	3	5	5
AA	Mod Alloc	Oppen Flexible Strategies A	QVOPX	6.8	-26.5	03/03	10.3	7.1	8.4	5	0.36	0.52	0.44	2	2	1	1	1
AA	Mod Alloc	JHancock Balanced A	SVBAX	6.8	-33.7	02/09	10.6	7.6	9.4	4	0.34	0.48	0.39	2	4	2	2	2
AA	Mod Alloc	Eaton Vance Balanced A	EVIFX	6.7	-39.1	02/09	11.9	8.6	10.3	4	0.30	0.42	0.35	2	2	1	2	2
AA	Mod Alloc	Highland Tot Return A	HTAAX	6.6	-38.8	02/09	10.2	7.3	9.8	4	0.34	0.48	0.36	2	1	1	1	1
AA	Mod Alloc	New Cent Balanced	NCIPX	6.6	-35.2	02/09	10.4	7.5	10.6	4	0.34	0.46	0.33	2	2	2	2	3

AA	Mod Alloc	Jamestown Balanced	JAMBX	6.5	-29.0	02/09	9.7	6.9	10.5	4	0.36	0.50	0.33	2	2	3	3	3
AA	Mod Alloc	USAA Cornerstone Modly Agrsv	USCRX	6.5	-46.0	02/09	11.0	8.0	10.1	4	0.31	0.43	0.34	2	2	2	1	4
AA	Mod Alloc	First Investors Tot Return A	FITRX	6.4	-30.5	02/09	9.8	6.9	9.8	4	0.34	0.48	0.34	2	4	5	4	2
AA	Mod Alloc	Federated Global Allocation A	FSTBX	6.4	-34.3	02/09	9.5	6.5	7.3	4	0.35	0.50	0.45	2	2	2	1	1
AA	Mod Alloc	Virtus Balanced A	PHBLX	6.0	-34.8	02/09	10.3	7.2	7.8	4	0.28	0.41	0.37	2	2	3	3	1
AA	Mod Alloc	Virtus Tactical Allocation A	NAINX	5.9	-31.0	02/09	9.0	6.3	6.8	4	0.31	0.44	0.41	2	2	3	3	1
AA	Mod Alloc	Fidelity Asset Mgr 70%	FASGX	6.9	-44.2	02/09	12.8	9.1	13.0	4	0.30	0.42	0.29	1	1	3	2	3
AA	Mod Alloc	UBS US Allocation C	KPAAX	6.9	-48.5	02/09	14.0	10.1	16.0	4	0.27	0.38	0.24	1	1	1	3	2
AA	Mod Alloc	Green Cent Balanced	GCBLX	6.8	-59.3	09/02	20.8	13.9	25.3	5	0.18	0.27	0.15	1	4	4	3	3
AA	Mod Alloc	HighMark Balanced Fid	HMBAX	6.1	-35.0	02/09	9.7	6.9	9.7	3	0.31	0.44	0.31	1	2	4	4	4
AA	Mod Alloc	MainStay Income Builder B	MKTRX	6.1	-38.6	09/02	10.9	7.8	16.6	4	0.28	0.39	0.18	1	2	4	4	5
AA	Mod Alloc	LM Inv Counsel Social Aware B	SESIX	5.8	-37.0	02/09	11.0	7.9	11.9	4	0.25	0.35	0.23	1	1	2	2	2
AA	Mod Alloc	George Putnam Balanced A	PGEOX	5.8	-47.6	02/09	10.4	7.9	13.0	4	0.26	0.35	0.21	1	1	1	3	2
AA	Mod Alloc	Meeder Muirfield	FLMFX	5.8	-39.9	03/03	12.1	8.6	16.4	5	0.22	0.31	0.16	1	1	2	1	3
AA	Mod Alloc	Neub Berm AMT Balanced I	NBABX	5.6	-46.1	02/09	14.6	10.4	20.7	4	0.17	0.24	0.12	1	1	1	4	1
AA	Mod Alloc	Fidelity Advisor Balanced T	FAIGX	5.4	-41.4	02/09	10.4	7.6	10.3	4	0.22	0.30	0.22	1	1	2	4	2
AA	Mod Alloc	Calvert Balanced A	CSIFX	5.2	-35.9	02/09	9.7	7.0	10.4	3	0.21	0.30	0.20	1	1	2	4	1
AA	World Alloc	First Eagle Global A	SGENX	11.3	-32.6	02/09	10.1	6.7	6.2	4	0.82	1.24	1.32	5	5	4	3	2
AA	World Alloc	BlackRock Global Alloc Inv B	MBLOX	8.7	-30.0	02/09	10.4	7.1	6.7	4	0.54	0.79	0.83	5	5	3	2	3
AA	World Alloc	MFS Global Tot Return A	MFWTX	8.0	-29.4	02/09	9.0	6.0	5.6	4	0.54	0.82	0.86	5	5	3	3	3
AA	World Alloc	Amer Fds Capital Inc Bldr A	CAIBX	8.7	-40.7	02/09	9.7	6.7	9.6	4	0.58	0.83	0.58	3	2	2	4	4
AA	World Alloc	Morg Stan Insl Glob St Insl	MPBAX	7.7	-36.8	02/09	9.9	6.8	9.8	3	0.46	0.67	0.46	3	3	4	5	5
AA	World Alloc	Fidelity Global Balanced	FGBLX	7.6	-34.6	02/09	11.1	7.7	10.0	4	0.40	0.58	0.45	3	4	3	3	4
AA	World Alloc	AlliBern Global Risk Alloc A	CABNX	7.2	-38.3	02/09	10.5	7.3	9.0	3	0.39	0.56	0.45	3	2	3	4	2
AA	World Alloc	Oppenheimer Global Alloc A	QVGIX	8.2	-47.0	02/09	13.1	8.7	12.4	5	0.39	0.59	0.41	2	1	3	2	3
AA	World Alloc	UBS Global Allocation Y	BPGLX	6.8	-48.7	02/09	11.4	8.1	10.0	4	0.32	0.46	0.37	2	2	2	2	3
AA	World Alloc	Mgrs AMG FQ Glob Essen Instl	MMAFX	5.8	-47.6	02/09	11.3	8.5	14.5	4	0.24	0.32	0.19	1	1	2	5	5
AA	World Alloc	DWS Global Income Builder A	KTRAX	5.2	-36.7	02/09	10.4	7.6	11.2	3	0.20	0.28	0.19	1	1	3	3	3
AA	World Alloc	Lord Abbett Global Alloc A	LAGEX	4.7	-48.0	02/09	14.9	10.8	18.8	5	0.11	0.15	0.09	1	2	2	2	2
EQ	China Region	Eaton V Greater China Grth A	EVCGX	5.5	-64.0	08/98	25.8	17.8	35.4	5	0.09	0.13	0.07	5	2	3	3	3
EQ	Commun	Fidelity Select Comms Equip	FSDCX	7.8	-84.2	09/02	30.3	20.3	51.0	5	0.16	0.23	0.09	5	3	3	1	1
EQ	Commun	Fidelity Select Telecom	FSTCX	6.9	-80.3	07/02	23.1	16.5	44.9	5	0.17	0.23	0.08	4	3	5	3	5
EQ	Commun	DWS Communications A	TISHX	5.7	-77.8	02/09	22.9	16.3	45.2	5	0.11	0.16	0.06	1	2	3	4	3
EQ	Consum Cyc	Fidelity Select Leisure	FDSLX	11.9	-44.1	02/09	18.3	12.3	15.2	5	0.48	0.72	0.58	5	5	5	3	2
EQ	Consum Cyc	Fidelity Select Multimedia	FBMPX	11.8	-56.9	02/09	20.1	13.3	16.7	5	0.43	0.66	0.52	4	4	4	4	5
EQ	Consum Cyc	Fid Sel Cons & Housing	FSHOX	11.0	-56.1	02/09	20.6	13.7	15.4	5	0.38	0.57	0.51	4	4	3	2	3
EQ	Consum Cyc	Fidelity Select Retailing	FSRPX	10.4	-45.9	01/09	18.8	12.3	13.4	5	0.39	0.60	0.55	4	5	5	3	2
EQ	Consum Cyc	Invesco Leisure Investor	FLISX	10.5	-56.4	02/09	17.7	12.2	15.5	5	0.42	0.60	0.47	3	1	1	2	2
EQ	Consum Cyc	Fid Sel Cons Discretionary	FSCPX	8.7	-52.6	02/09	16.3	11.1	14.2	5	0.35	0.51	0.39	2	2	3	3	2
EQ	Consum Cyc	Fidelity Select Automotive	FSAVX	6.3	-77.5	02/09	26.8	17.2	20.2	5	0.12	0.19	0.16	1	1	1	1	2
EQ	Consum Def	Fidelity Select Cons Staples	FDFAV	10.9	-33.1	02/09	12.4	8.2	8.8	4	0.63	0.94	0.88	5	5	2	4	3
EQ	Currency	Lord Abbett EMs Currency A	LDMAX	4.3	-24.6	02/09	7.5	5.4	6.2	4	0.16	0.22	0.20	5	1	4	3	4
EQ	Currency	Franklin Temp Hard Curr A	ICPHX	3.0	-31.7	06/01	8.2	5.8	13.3	4	-0.01	-0.01	-0.01	1	5	4	3	2
EQ	Divers EMs	Morgan Stanley Inst EMs I	MGEMX	8.8	-66.0	02/09	25.2	17.8	28.9	5	0.23	0.32	0.20	4	2	3	4	4
EQ	Divers EMs	Templeton Developing Mrkts A	TEDMX	7.7	-63.1	02/09	23.1	16.4	25.6	5	0.20	0.28	0.18	4	1	3	2	2
EQ	Divers EMs	BlackRock EMs Instl	MADCX	7.6	-63.8	02/09	24.6	17.4	25.6	5	0.18	0.26	0.17	4	3	3	4	3
EQ	Divers EMs	Russell Emerging Markets S	REMSX	7.4	-63.4	02/09	23.6	16.9	25.9	5	0.18	0.25	0.16	3	4	3	3	3
EQ	Divers EMs	Fidelity Emerging Markets	FEMKX	4.7	-69.6	08/98	26.3	19.5	38.0	5	0.06	0.08	0.04	1	1	2	2	3
EQ	Dvrs Pac/Asia	BlackRock Pacific Instl	MAPCX	7.2	-51.8	02/09	17.9	12.1	21.7	5	0.23	0.34	0.19	5	5	3	2	4
EQ	Dvrs Pac/Asia	Fidelity Pacific Basin	FPBFX	7.0	-67.7	02/09	21.5	14.9	28.1	5	0.18	0.26	0.14	4	4	3	4	4
EQ	Dvrs Pac/Asia	Colum Pacific/Asia Z	USPAX	4.8	-55.3	02/09	20.4	14.3	27.0	5	0.08	0.12	0.06	3	4	3	4	3

EQ	Dvrs Pac/Asia	Invesco Pacific Growth B	TGRBX	2.9	-63.3	08/98	21.5	15.4	33.7	5	-0.01	-0.01	-0.01	1	1	1	1	1
EQ	Dvrs Pac/Asia	Vanguard Pac Stock Idx Inv	VPACX	2.8	-53.2	03/03	18.7	13.3	25.4	5	-0.02	-0.02	-0.01	1	3	2	3	3
EQ	Eq Prec Met	USAA Prec Metals and Minerals	USAGX	9.5	-66.8	08/98	35.1	22.0	28.0	5	0.18	0.29	0.23	5	5	4	3	3
EQ	Eq Prec Met	Oppen Gold & Special Minrlns A	OPGSX	8.4	-63.8	10/08	33.3	21.4	23.9	5	0.16	0.25	0.22	5	4	3	2	1
EQ	Eq Prec Met	Wells Fargo Adv Prec Mtls B	EKWBX	8.4	-68.0	08/98	34.6	21.8	30.9	5	0.15	0.24	0.17	4	5	4	4	4
EQ	Eq Prec Met	DWS Gold & Precious Metals S	SCGDY	8.3	-67.5	08/98	32.9	21.2	31.2	5	0.16	0.25	0.17	4	2	2	3	3
EQ	Eq Prec Met	Vang Prec Mtls and Mining Inv	VGPMX	7.5	-68.9	11/08	31.6	21.4	30.4	5	0.14	0.21	0.14	4	2	1	2	2
EQ	Eq Prec Met	Franklin Gold and Prec Mtls A	FKRCX	7.3	-62.4	10/08	32.7	21.1	26.5	5	0.13	0.20	0.16	4	3	3	1	1
EQ	Eq Prec Met	Fidelity Select Gold	FSAGX	7.2	-69.8	08/98	34.9	22.0	29.5	5	0.12	0.19	0.14	4	3	3	3	3
EQ	Eq Prec Met	Van Eck Intl Investors Gold A	INIVX	6.9	-75.2	10/00	35.0	22.2	36.2	5	0.11	0.17	0.10	3	4	4	3	2
EQ	Eq Prec Met	U.S. Gl Invs Wld Prec Minrlns	UNWPIX	5.7	-79.3	03/01	37.1	23.9	40.5	5	0.07	0.11	0.06	2	2	1	1	1
EQ	Eq Prec Met	American Cent Global Gold Inv	BGEIX	5.1	-74.0	10/00	36.8	23.5	34.4	5	0.06	0.09	0.06	2	3	4	5	5
EQ	Eq Prec Met	Inves Gd & Prec Mtls Invstor	FGLDX	4.6	-80.6	10/00	33.6	22.5	43.8	5	0.04	0.07	0.03	2	5	5	5	5
EQ	Eq Prec Met	OCM Gold Investor	OCMGX	4.1	-75.7	10/00	35.9	22.5	40.1	5	0.03	0.04	0.02	1	3	4	3	2
EQ	Eq Prec Met	U.S. Gl Invs Gd and Prec Mtls	USERX	0.4	-91.6	10/00	37.1	24.8	59.5	5	-0.07	-0.11	-0.05	1	4	2	3	5
EQ	Eq Prec Met	Midas	MIDSX	-0.1	-87.9	11/00	36.8	26.0	55.1	5	-0.09	-0.12	-0.06	1	1	1	1	1
EQ	Equity Energy	Vanguard Energy Inv	VGEXX	12.4	-55.5	02/09	21.9	14.1	16.7	5	0.43	0.66	0.56	5	4	3	3	2
EQ	Equity Energy	Invesco Energy Inv	FSTEX	11.6	-58.6	02/09	25.8	16.6	21.5	5	0.33	0.51	0.40	4	3	3	2	2
EQ	Equity Energy	Fidelity Select Energy	FSENX	10.8	-63.9	02/09	23.7	15.7	21.5	5	0.33	0.49	0.36	3	2	3	3	3
EQ	Equity Energy	Fidelity Sel Energy Service	FSESX	11.8	-71.2	02/09	33.6	22.7	28.8	5	0.26	0.38	0.30	2	1	2	2	2
EQ	Equity Energy	BlkRk Energy & Res Inv A	SSGRX	11.7	-71.1	02/09	31.4	20.7	29.5	5	0.28	0.42	0.29	2	2	2	2	1
EQ	Equity Energy	Fidelity Advisor Energy T	FAGNX	10.4	-64.0	02/09	23.5	15.7	21.8	5	0.31	0.47	0.34	2	2	3	3	2
EQ	Equity Energy	BlkRk Natural Resources Inv B	MBGRX	8.6	-59.9	02/09	23.3	15.5	20.1	5	0.24	0.36	0.27	1	2	3	2	2
EQ	Europe Stock	DFA United Kingdom Sm Co I	DFUKX	9.9	-63.5	02/09	18.3	12.5	18.7	5	0.37	0.55	0.37	5	5	5	5	5
EQ	Europe Stock	DFA Continental Sm Company I	DFCSX	9.6	-61.8	02/09	19.1	13.3	18.9	5	0.34	0.49	0.34	5	4	3	2	2
EQ	Europe Stock	Fidelity Europe	FIEUX	8.8	-56.0	02/09	19.5	13.7	21.9	5	0.29	0.41	0.26	3	4	4	3	5
EQ	Europe Stock	T. Rowe Price European Stock	PRESX	8.6	-56.2	02/09	18.1	12.6	19.6	5	0.30	0.44	0.28	3	4	4	4	4
EQ	Europe Stock	Morg Stan European Eqty B	EUGBX	8.4	-55.5	02/09	17.2	12.0	21.0	5	0.31	0.44	0.25	2	2	4	4	3
EQ	Europe Stock	Vanguard Eur Stock Idx Inv	VEURX	8.1	-59.7	02/09	18.3	12.8	21.4	5	0.28	0.39	0.24	2	3	3	3	4
EQ	Europe Stock	BlackRock EuroFund Inv B	MBEFX	7.8	-59.7	02/09	18.6	13.1	20.2	5	0.25	0.36	0.23	2	2	2	2	3
EQ	Europe Stock	Putnam Europe Eqty A	PEUGX	7.5	-60.1	02/09	18.3	13.0	23.3	5	0.24	0.34	0.19	1	2	3	3	3
EQ	Financial	Fid Sel Brok & Invmt Mgmt	FSLBX	11.7	-60.9	02/09	24.2	16.3	20.3	5	0.36	0.53	0.42	5	5	3	2	3
EQ	Financial	Davis Financial A	RPFGX	9.2	-61.8	02/09	18.2	12.3	17.3	5	0.34	0.50	0.36	5	4	4	4	2
EQ	Financial	Fidelity Select Insurance	FSPCX	9.6	-64.9	02/09	18.8	12.6	19.6	5	0.35	0.52	0.33	4	4	4	5	4
EQ	Financial	JHancock Regional Bank B	FRBFX	7.6	-59.3	02/09	18.6	13.4	18.9	5	0.24	0.34	0.24	3	3	4	3	3
EQ	Financial	Fidelity Select Banking	FSRBX	7.1	-70.0	02/09	20.9	15.0	23.2	5	0.19	0.26	0.17	2	2	3	2	3
EQ	Financial	Fidelity Sel Financial Ser	FIDSX	6.8	-70.5	02/09	20.5	14.2	25.8	5	0.18	0.26	0.15	2	2	2	1	2
EQ	Financial	Fidelity Select Cons Finance	FSVLX	4.7	-81.2	02/09	20.1	15.4	37.5	5	0.08	0.11	0.04	1	1	2	5	5
EQ	Foreign Lg Bld	Harbor International Instl	HAINX	10.7	-56.8	02/09	18.2	12.7	15.4	5	0.42	0.60	0.49	5	5	4	5	3
EQ	Foreign Lg Bld	Morg Stan Inst Inter Eq I	MSIQX	9.9	-46.9	02/09	14.5	9.9	12.8	5	0.47	0.69	0.54	5	4	5	5	5
EQ	Foreign Lg Bld	Oakmark International I	OAKIX	9.8	-56.6	02/09	18.8	12.6	14.1	5	0.36	0.54	0.48	5	5	5	5	5
EQ	Foreign Lg Bld	Fidelity Divr International	FDIVX	9.2	-57.6	02/09	16.9	12.0	19.0	5	0.36	0.51	0.32	5	3	3	4	4
EQ	Foreign Lg Bld	Amer Fds EuroPacific Gr A	AEPGX	8.8	-51.3	02/09	16.2	11.3	18.8	5	0.35	0.50	0.30	5	5	3	2	1
EQ	Foreign Lg Bld	Mann & Nap International S	EXITX	8.0	-45.2	02/09	17.0	11.8	15.5	5	0.29	0.42	0.32	5	5	5	4	4
EQ	Foreign Lg Bld	Fidelity International Discy	FIGRX	7.8	-57.0	02/09	17.2	12.3	21.0	5	0.27	0.38	0.23	4	3	3	4	5
EQ	Foreign Lg Bld	Putnam International Eqty A	POVSX	7.5	-59.9	02/09	18.3	12.9	24.3	5	0.24	0.34	0.18	3	1	2	2	1
EQ	Foreign Lg Bld	Elfun International Eqty	EGLBX	7.4	-57.7	02/09	18.0	13.1	22.2	5	0.24	0.33	0.19	3	3	2	2	4
EQ	Foreign Lg Bld	Hartford Inter Opp HLS IA	HIAOX	6.8	-54.3	02/09	17.3	12.2	20.9	5	0.21	0.31	0.18	3	5	4	4	3
EQ	Foreign Lg Bld	Lazard Inter Eqty Instl	LZIFX	6.7	-50.9	02/09	16.0	11.5	18.8	5	0.22	0.31	0.19	3	4	5	5	4
EQ	Foreign Lg Bld	Target International Eqty T	TAIEX	6.6	-58.2	02/09	16.6	12.0	21.5	5	0.21	0.30	0.16	3	2	3	3	3
EQ	Foreign Lg Bld	HighMark Inter Oppor M	HIOMX	6.5	-58.0	02/09	17.5	12.6	23.2	5	0.19	0.27	0.15	3	3	3	4	4

EQ	Foreign Lg Bld	Schroder Inter Alpha Inv	SCIEX	6.5	-57.6	02/09	17.6	12.6	20.8	5	0.19	0.27	0.16	3	4	4	3	3
EQ	Foreign Lg Bld	Sentinel International Eqty A	SWRLX	6.5	-56.3	02/09	16.4	11.9	18.4	5	0.20	0.28	0.18	3	2	2	1	1
EQ	Foreign Lg Bld	Transamerica Inter Eqty I	TSWIX	6.4	-55.7	02/09	17.6	12.8	23.7	5	0.19	0.26	0.14	3	4	5	5	5
EQ	Foreign Lg Bld	Morg Stan Ins Act Intl Allc I	MSACX	6.2	-54.8	02/09	16.2	11.6	20.3	5	0.19	0.26	0.15	3	3	3	3	4
EQ	Foreign Lg Bld	Fidelity Overseas	FOSFX	6.1	-60.2	02/09	18.3	13.4	25.7	5	0.16	0.23	0.12	2	2	2	4	5
EQ	Foreign Lg Bld	Cons Group Inter Eq Invst	TIEUX	5.9	-57.2	02/09	17.7	12.8	23.0	5	0.16	0.22	0.12	2	3	3	3	2
EQ	Foreign Lg Bld	DFA Large Cap International I	DFALX	5.9	-56.0	02/09	16.8	12.1	20.6	5	0.17	0.23	0.14	2	3	3	3	3
EQ	Foreign Lg Bld	JPMorgan Inter Eqty Index Sel	OIEAX	5.8	-58.0	02/09	17.9	13.0	23.0	5	0.15	0.21	0.12	2	3	2	2	3
EQ	Foreign Lg Bld	Russell Inter Dev Mkts I	RINSX	5.6	-58.0	02/09	17.0	12.3	22.3	5	0.15	0.20	0.11	2	2	2	3	3
EQ	Foreign Lg Bld	Fidelity Advisor Overseas T	FAERX	5.5	-56.6	02/09	17.9	13.1	23.4	5	0.14	0.19	0.10	2	2	2	2	2
EQ	Foreign Lg Bld	DWS International S	SCINX	5.5	-60.6	02/09	17.8	13.1	27.7	5	0.13	0.18	0.09	2	1	1	2	3
EQ	Foreign Lg Bld	Wells Fargo Adv Intl Eqty B	WFEBX	5.5	-55.4	02/09	15.9	11.6	21.5	5	0.15	0.21	0.11	2	1	1	2	2
EQ	Foreign Lg Bld	Colum Multi-Adv Intl Eqty Z	NIEQX	5.4	-58.4	02/09	17.6	12.9	23.3	5	0.13	0.18	0.10	2	2	2	3	3
EQ	Foreign Lg Bld	Bernstein Tax-Managed Intl	SNIVX	5.4	-62.7	02/09	17.1	12.6	23.2	5	0.13	0.18	0.10	2	1	1	1	2
EQ	Foreign Lg Bld	VALIC Co I Inter Equities	VCIEX	4.6	-58.2	02/09	17.0	12.5	24.2	5	0.09	0.12	0.06	2	2	2	3	3
EQ	Foreign Lg Bld	Gold Sachs Con Intl Eq A	GSIFX	4.2	-58.2	02/09	16.8	12.4	25.5	5	0.07	0.09	0.04	1	1	2	2	3
EQ	Foreign Lg Bld	Pioneer International Value A	PIIFX	3.9	-59.0	02/09	18.8	13.6	29.5	5	0.04	0.06	0.03	1	1	2	1	1
EQ	Foreign Lg Bld	SEI Insl Intl Tr Inter Eqty A	SEITX	3.5	-63.9	02/09	17.2	13.0	27.6	5	0.03	0.03	0.02	1	1	1	3	3
EQ	Foreign Lg Bld	ClearBridge Inter All Cp Opp	SBIEX	3.5	-65.7	03/03	18.8	13.8	34.3	5	0.02	0.03	0.01	1	2	3	2	2
EQ	Foreign Lg Bld	Calvert International Eqty A	CWVGX	3.4	-62.5	02/09	17.3	13.2	27.3	5	0.02	0.02	0.01	1	1	1	1	2
EQ	Foreign Lg Grw	William Blair Inter Grth N	WBIGX	9.7	-62.9	02/09	18.3	12.8	22.1	5	0.36	0.52	0.30	5	2	3	4	5
EQ	Foreign Lg Grw	Fidelity Canada	FICDX	9.4	-54.1	02/09	19.5	13.8	16.5	5	0.32	0.45	0.38	5	5	3	2	2
EQ	Foreign Lg Grw	USAA International	USIFX	7.8	-50.1	02/09	16.4	11.7	15.8	5	0.29	0.40	0.30	5	5	5	4	4
EQ	Foreign Lg Grw	Virtus Foreign Oppor A	JVIAX	7.9	-51.4	02/09	15.9	11.4	22.7	5	0.30	0.42	0.21	4	4	4	5	4
EQ	Foreign Lg Grw	Vanguard Inter Grth Inv	VWIGX	7.6	-57.0	02/09	17.7	12.6	20.0	5	0.25	0.36	0.22	4	4	4	3	3
EQ	Foreign Lg Grw	American Cent Intl Growth Inv	TWIEX	7.5	-58.5	03/03	18.4	12.8	27.3	5	0.24	0.34	0.16	3	2	3	3	4
EQ	Foreign Lg Grw	Invesco International Grth A	AIIEX	7.5	-54.9	03/03	16.7	12.0	24.2	5	0.26	0.37	0.18	3	4	3	3	1
EQ	Foreign Lg Grw	Selected International S	SLSSX	6.5	-54.9	02/09	18.1	13.0	20.1	5	0.19	0.26	0.17	3	1	2	1	3
EQ	Foreign Lg Grw	Waddell & Reed Inter Gr A	UNCGX	7.3	-59.2	03/03	17.7	12.0	27.9	5	0.24	0.35	0.15	2	2	3	3	1
EQ	Foreign Lg Grw	T. R Pr Insl Intl Grth Eqty	PRFEX	6.1	-59.5	02/09	18.3	13.1	22.4	5	0.16	0.23	0.13	2	2	3	3	3
EQ	Foreign Lg Grw	T. Rowe Price Inter Stock Fd	PRITX	6.0	-58.7	02/09	18.2	13.1	22.4	5	0.16	0.22	0.13	2	3	4	3	3
EQ	Foreign Lg Grw	Ivy International Growth A	IVINX	5.7	-54.9	02/09	17.1	12.6	23.9	5	0.15	0.20	0.11	2	2	2	3	1
EQ	Foreign Lg Grw	RS International Growth A	GUBGX	5.6	-56.2	02/09	17.6	12.8	24.9	5	0.14	0.20	0.10	1	2	2	2	1
EQ	Foreign Lg Grw	Sit International Growth	SNGRX	3.7	-70.1	03/03	18.8	13.9	39.4	5	0.03	0.04	0.02	1	1	2	2	4
EQ	Foreign Lg Val	Temp Insl For Eq Ser Primary	TFEQX	8.5	-54.3	02/09	17.1	12.1	16.7	5	0.32	0.45	0.32	5	4	4	3	3
EQ	Foreign Lg Val	Amer Beacon Intl Eqty Insl	AAIEX	8.2	-55.2	02/09	17.0	12.0	16.9	5	0.30	0.43	0.30	5	4	4	3	4
EQ	Foreign Lg Val	GMO Foreign III	GMOFX	8.2	-54.6	02/09	15.9	11.3	17.9	5	0.32	0.45	0.28	5	2	2	3	3
EQ	Foreign Lg Val	Delaware Pooled Inter Eqty	DPIEX	7.7	-52.7	02/09	15.4	11.0	15.8	5	0.30	0.42	0.29	5	3	3	4	3
EQ	Foreign Lg Val	GMO Intl Intrinsic Value III	GMOIX	7.3	-55.4	02/09	15.9	11.3	17.4	5	0.26	0.37	0.24	4	2	2	3	3
EQ	Foreign Lg Val	Templeton Foreign A	TEMTX	7.1	-56.5	02/09	17.4	12.2	14.9	5	0.23	0.33	0.27	4	3	4	2	1
EQ	Foreign Lg Val	Vanguard Inter Val Inv	VTRIX	6.7	-55.9	02/09	17.4	12.3	18.0	5	0.21	0.29	0.20	3	4	3	3	3
EQ	Foreign Lg Val	Glenmede International	GTCIX	6.9	-59.7	02/09	17.7	12.8	19.3	5	0.21	0.29	0.19	2	2	2	2	2
EQ	Foreign Lg Val	Oppen International Value A	QIVAX	6.7	-62.4	02/09	16.7	12.1	19.1	5	0.22	0.30	0.19	2	1	3	2	4
EQ	Foreign Lg Val	Prudential Inter Val Z	PISZX	6.4	-58.6	02/09	16.6	11.9	20.8	5	0.20	0.28	0.16	2	2	3	3	3
EQ	Foreign Lg Val	Delaware Intl Value Eqty A	DEGIX	6.1	-56.2	02/09	16.5	12.0	16.7	5	0.18	0.25	0.18	2	2	3	2	2
EQ	Foreign Lg Val	Glenmede Philadelphia Inter	GTIIX	5.9	-60.6	02/09	17.7	12.9	20.7	5	0.16	0.22	0.14	1	1	2	2	2
EQ	Foreign Lg Val	Wright Intl Bl Ch Equities Fd	WBCX	4.4	-61.0	02/09	18.2	13.4	26.2	5	0.07	0.10	0.05	1	1	2	2	2
EQ	Foreign S/M Gr	Colum Acorn International Z	ACINX	10.7	-58.0	02/09	18.4	12.7	23.7	5	0.41	0.60	0.32	5	5	3	3	3
EQ	Foreign S/M Gr	T. Rowe Price Inter Discy	PRIDX	10.8	-60.7	02/09	20.1	13.4	25.2	5	0.38	0.58	0.31	1	4	3	3	3
EQ	Foreign S/M VI	GMO Inter Sm Companies III	GMISX	10.2	-59.6	02/09	18.1	12.4	16.3	5	0.39	0.57	0.43	5	4	3	4	5
EQ	Foreign S/M VI	Templeton For Smer Co A	FINEX	8.2	-63.7	02/09	18.3	13.1	16.7	5	0.28	0.39	0.30	2	2	2	1	1

EQ	Foreign S/M VI	Morg Stan Inst Intl Sm Cap I	MSISX	7.7	-54.5	02/09	16.6	11.6	17.1	5	0.28	0.40	0.27	1	1	1	1	1
EQ	Global Real Est	Russell Glob Real Est Secs S	RRESX	10.1	-67.4	02/09	19.5	13.7	17.7	5	0.36	0.51	0.40	5	4	5	4	4
EQ	Global Real Est	Alpine Int Real Est Eqty Insl	EGLRX	6.2	-79.6	02/09	22.7	16.5	26.9	5	0.13	0.19	0.11	1	1	1	1	1
EQ	Health	Vanguard Health Care Inv	VGHCX	15.3	-33.2	02/09	12.6	7.8	7.7	4	0.96	1.56	1.57	5	4	4	5	5
EQ	Health	Eaton V Wldwide Health Sci A	ETHSX	12.9	-37.5	09/02	17.9	9.8	10.9	5	0.55	1.00	0.91	4	4	4	2	1
EQ	Health	Fidelity Select Health Care	FSPHX	12.9	-40.0	02/09	14.3	9.4	13.0	4	0.68	1.04	0.75	3	2	3	3	4
EQ	Health	Invesco Global Health Care A	GGHCX	10.6	-36.0	02/09	15.4	10.0	9.9	5	0.49	0.74	0.76	3	2	1	2	2
EQ	Health	Fidelity Select Med Delivery	FSHCX	11.7	-51.0	02/09	20.0	14.1	17.8	5	0.43	0.61	0.48	2	2	2	2	1
EQ	Health	Putnam Global Health Care A	PHSTX	9.4	-38.4	09/02	14.6	9.7	14.5	5	0.43	0.65	0.44	2	1	1	1	3
EQ	Health	Fidelity Select Biotechnology	FBIOX	11.8	-66.0	09/02	25.9	16.2	32.6	5	0.34	0.54	0.27	1	5	5	4	4
EQ	Industrials	Fidelity Sel Defense & Aero	FSDAX	13.4	-55.3	02/09	18.0	12.4	14.2	5	0.57	0.84	0.73	5	4	4	5	2
EQ	Industrials	Fidelity Select Trans	FSRFX	11.3	-53.1	02/09	19.1	12.7	12.8	5	0.43	0.65	0.64	4	5	5	5	4
EQ	Industrials	Fidelity Select Air Trans	FSAX	10.9	-61.3	02/09	22.9	15.7	18.6	5	0.34	0.49	0.42	3	3	5	5	5
EQ	Industrials	Fidelity Select Ind Equipment	FSCGX	10.4	-60.3	02/09	21.1	14.4	16.1	5	0.35	0.51	0.45	3	4	3	3	2
EQ	Industrials	Fid Sel Envir and Alt Energy	FSLEX	3.1	-45.4	02/00	18.6	13.9	22.3	5	0.00	0.00	0.00	1	1	1	1	3
EQ	Japan Stock	Nomura Partners The Japan S	SJPNX	3.2	-61.8	04/03	20.5	13.9	30.4	5	0.01	0.01	0.00	5	4	2	3	2
EQ	Japan Stock	Fidelity Japan	FJPNX	2.7	-63.8	03/03	20.9	14.4	34.9	5	-0.02	-0.03	-0.01	4	3	2	2	3
EQ	Japan Stock	T. Rowe Price Japan	PRJPX	1.2	-67.2	03/03	19.4	13.8	37.0	5	-0.10	-0.14	-0.05	3	3	2	4	4
EQ	Japan Stock	DFA Japanese Small Company I	DFJSX	0.8	-71.8	01/02	23.2	15.9	42.9	5	-0.10	-0.14	-0.05	3	5	5	5	2
EQ	Japan Stock	Commonwealth Japan	CNJFX	-2.9	-70.3	02/09	17.7	13.1	47.5	5	-0.34	-0.45	-0.13	1	1	1	1	1
EQ	Large Blend	Mairs & Power Growth Inv	MPGFX	12.5	-45.8	02/09	14.3	9.4	9.5	4	0.66	0.99	0.99	5	5	5	4	5
EQ	Large Blend	Colum Val and Restructuring Z	UMBIX	12.0	-58.5	02/09	19.5	13.4	15.7	5	0.46	0.66	0.57	5	4	1	1	3
EQ	Large Blend	Sequoia	SEQUX	11.7	-40.7	02/09	14.5	9.3	9.4	5	0.59	0.93	0.91	5	5	5	5	3
EQ	Large Blend	Hartford Cap Apprec HLS IA	HIACX	11.4	-56.6	02/09	18.6	12.5	16.0	5	0.45	0.67	0.52	5	4	2	1	2
EQ	Large Blend	Weitz Partners Value	WPVLX	11.2	-52.9	02/09	14.7	9.7	14.1	4	0.55	0.84	0.58	5	3	5	5	5
EQ	Large Blend	Yacktman Svc	YACKX	10.9	-41.0	02/09	15.1	9.7	9.6	4	0.52	0.81	0.82	5	5	5	5	5
EQ	Large Blend	Gabelli Asset AAA	GABAX	10.9	-50.6	02/09	14.9	10.4	11.6	4	0.52	0.75	0.67	5	5	5	4	5
EQ	Large Blend	Gabelli Value A	GABVX	10.8	-56.4	02/09	17.3	12.2	13.6	4	0.45	0.64	0.57	5	3	4	4	5
EQ	Large Blend	MainStay MAP I	MUBFX	10.8	-51.1	02/09	14.5	9.7	12.1	4	0.53	0.79	0.64	5	5	3	3	4
EQ	Large Blend	Principal Capital Apprec A	CMNWX	10.8	-47.4	02/09	18.5	12.3	13.2	4	0.42	0.62	0.58	5	5	4	2	2
EQ	Large Blend	GMO US Eqty Allocation III	GUSAX	10.3	-41.2	02/09	13.1	8.9	10.0	4	0.55	0.81	0.72	5	5	5	5	4
EQ	Large Blend	Gabelli Eqty Income AAA	GABEX	10.1	-48.3	02/09	12.8	8.7	10.2	4	0.55	0.80	0.68	5	5	5	4	5
EQ	Large Blend	Parnassus Eqty Income - Inv	PRBLX	9.7	-35.6	02/09	12.6	8.6	6.9	4	0.52	0.77	0.96	5	5	5	4	5
EQ	Large Blend	Oakmark I	OAKMX	9.7	-51.3	02/09	15.8	10.9	12.2	4	0.42	0.60	0.54	5	5	5	4	4
EQ	Large Blend	Amana Income	AMANX	8.8	-34.7	02/09	11.9	7.9	10.0	4	0.48	0.72	0.57	5	5	5	4	4
EQ	Large Blend	Lord Abbett Classic Stock A	LRLCX	8.8	-44.0	02/09	15.0	10.2	11.7	5	0.38	0.56	0.49	5	4	2	1	1
EQ	Large Blend	T. Rowe Price Dividend Growth	PRDGX	8.7	-45.3	02/09	12.9	9.1	11.1	4	0.43	0.62	0.50	5	5	4	4	5
EQ	Large Blend	Longleaf Partners	LLPFX	10.3	-59.9	02/09	17.3	12.3	15.8	5	0.42	0.59	0.46	4	1	2	2	3
EQ	Large Blend	Weitz Value	WVALX	10.2	-57.4	02/09	14.5	9.9	16.3	5	0.49	0.72	0.44	4	1	5	5	5
EQ	Large Blend	American Funds Fund Invs A	ANCFX	9.7	-50.1	02/09	14.7	10.2	13.9	4	0.45	0.65	0.48	4	4	2	2	2
EQ	Large Blend	Mutual Beacon Z	BEGRX	9.6	-51.6	02/09	12.8	9.2	14.1	4	0.51	0.70	0.46	4	2	2	2	5
EQ	Large Blend	Stratton Multi Cap	STRGX	9.4	-48.6	02/09	16.6	11.5	14.5	5	0.38	0.55	0.44	4	4	1	1	3
EQ	Large Blend	Victory Diversified Stock A	SRVEX	9.3	-49.2	02/09	16.1	11.1	13.5	5	0.39	0.56	0.46	4	3	1	1	1
EQ	Large Blend	Clipper	CFIMX	9.3	-61.7	02/09	14.6	10.1	15.9	5	0.42	0.61	0.39	4	1	2	4	4
EQ	Large Blend	Selected American Shs S	SLASX	9.3	-54.5	02/09	15.6	10.8	14.8	4	0.39	0.57	0.42	4	3	2	2	3
EQ	Large Blend	Tocqueville	TOCQX	9.2	-50.3	02/09	15.8	10.9	13.0	4	0.39	0.56	0.47	4	5	2	2	3
EQ	Large Blend	Invesco Equally-Wtd S&P 500 B	VADBX	9.0	-56.1	02/09	16.2	11.2	12.9	5	0.37	0.53	0.46	4	4	5	3	4
EQ	Large Blend	Eaton Vance Tx-Mgd Growth 1.0	CAPEX	9.0	-47.4	02/09	14.3	9.9	14.5	4	0.41	0.60	0.41	4	3	4	3	3
EQ	Large Blend	WF Adv C&B Lg Cp Val Inv	CBEQX	9.0	-51.5	02/09	14.9	10.3	12.6	4	0.39	0.57	0.47	4	3	3	3	3
EQ	Large Blend	GMO US Core Eqty III	GMUEX	9.0	-44.3	02/09	14.0	9.7	13.9	4	0.42	0.61	0.42	4	3	5	5	5
EQ	Large Blend	Torray	TORYX	8.9	-52.3	02/09	15.5	10.9	14.4	4	0.37	0.53	0.40	4	1	3	4	3

EQ	Large Blend	Colum Contrarian Core Z	SMGIX	8.6	-46.1	02/09	14.9	10.4	13.2	4	0.37	0.53	0.42	4	5	5	4	4
EQ	Large Blend	Amer Fds Invmt Co of Amer A	AIVSX	8.6	-47.2	02/09	13.1	9.1	11.9	4	0.42	0.60	0.46	4	3	2	2	2
EQ	Large Blend	Dreyfus Appreciation	DGAGX	8.5	-45.4	02/09	13.5	9.4	13.2	4	0.40	0.58	0.41	4	3	4	5	2
EQ	Large Blend	BlackRock Exchange BlackRock	STSEX	8.4	-45.6	02/09	13.8	9.7	13.2	4	0.39	0.55	0.40	4	4	4	3	3
EQ	Large Blend	Franklin Rising Dividends A	FRDPX	8.4	-46.6	02/09	13.3	9.2	11.1	4	0.40	0.57	0.48	4	3	4	5	3
EQ	Large Blend	ClearBridge Appreciation A	SHAPX	8.1	-41.9	02/09	12.4	8.6	10.2	4	0.40	0.58	0.48	4	4	3	3	3
EQ	Large Blend	Sentinel Common Stock A	SENCX	8.0	-47.6	02/09	14.1	9.7	12.1	5	0.35	0.51	0.41	4	5	3	3	2
EQ	Large Blend	Oppenheimer Rising Divs A	OARDX	7.9	-43.4	02/09	13.9	9.6	12.0	5	0.35	0.50	0.40	4	4	2	3	1
EQ	Large Blend	COUNTRY Growth Y	CTYGX	7.9	-45.3	02/09	14.1	9.8	12.0	4	0.34	0.49	0.40	4	4	4	4	3
EQ	Large Blend	AMF Large Cap Eqty AMF	IICAX	7.7	-42.3	02/09	12.6	8.8	10.0	4	0.36	0.52	0.46	4	3	5	5	5
EQ	Large Blend	Invesco Van Kampen Exchange	ACEHX	9.5	-46.7	09/02	16.5	11.4	18.0	5	0.39	0.56	0.36	3	5	4	2	2
EQ	Large Blend	Davis NY Venture A	NYVTX	8.8	-54.6	02/09	15.7	10.8	15.1	5	0.37	0.53	0.38	3	2	1	1	1
EQ	Large Blend	Thompson LargeCap	THPGX	8.8	-61.7	02/09	17.9	12.3	18.5	5	0.32	0.46	0.31	3	1	1	2	2
EQ	Large Blend	American Cent Eqty Growth Inv	BEQGX	8.7	-49.6	02/09	15.3	10.8	17.4	4	0.36	0.52	0.32	3	3	4	5	4
EQ	Large Blend	Vang Tot Stock Mkt Idx Inv	VTSMX	8.6	-50.9	02/09	15.5	11.1	17.0	4	0.35	0.49	0.32	3	4	4	4	4
EQ	Large Blend	Vanguard Inst Index I	VINIX	8.6	-50.9	02/09	15.2	10.7	17.5	4	0.36	0.51	0.31	3	3	4	4	4
EQ	Large Blend	Shelton S&P 500 Index Direct	SPFIX	8.4	-50.5	02/09	15.0	10.6	17.3	4	0.36	0.50	0.31	3	3	4	4	4
EQ	Large Blend	DWS Eqty 500 Index Inst	BTIIX	8.4	-51.0	02/09	15.1	10.7	17.6	4	0.35	0.50	0.30	3	3	4	4	4
EQ	Large Blend	Vanguard 500 Index Inv	VFINX	8.4	-51.0	02/09	15.2	10.7	17.6	4	0.35	0.50	0.30	3	3	4	4	4
EQ	Large Blend	SPDR S&P 500	SPY	8.4	-50.9	02/09	15.1	10.7	17.5	4	0.35	0.50	0.30	3	3	4	4	4
EQ	Large Blend	Fidelity Spartan 500 Idx Inv	FUSEX	8.4	-51.0	02/09	15.2	10.7	17.6	4	0.35	0.49	0.30	3	3	4	4	4
EQ	Large Blend	Schwab 1000 Index	SNXFX	8.4	-50.8	02/09	15.2	10.8	17.2	4	0.35	0.49	0.31	3	3	4	4	4
EQ	Large Blend	Harbor Large Cap Value Instl	HAVLX	8.2	-48.5	02/09	14.8	10.5	13.4	5	0.35	0.49	0.38	3	3	2	4	5
EQ	Large Blend	ClearBridge Eqty O	SABRX	8.2	-49.5	02/09	15.2	10.6	16.3	4	0.34	0.48	0.31	3	3	3	2	4
EQ	Large Blend	Fed Capital Appreciation A	FEDEX	8.2	-43.4	02/09	14.8	10.3	15.1	5	0.34	0.49	0.34	3	2	1	1	1
EQ	Large Blend	State Farm Growth	STFGX	8.0	-42.4	02/09	13.5	9.5	14.5	4	0.36	0.51	0.34	3	4	3	2	4
EQ	Large Blend	ClearBridge All Cap Value A	SHFVX	7.9	-52.1	02/09	16.2	11.4	14.7	5	0.30	0.42	0.33	3	2	1	1	2
EQ	Large Blend	Westcore Blue Chip	WTMVX	7.8	-47.6	02/09	14.9	10.8	13.6	4	0.31	0.43	0.34	3	3	2	3	5
EQ	Large Blend	Pioneer A	PIODX	7.8	-48.8	02/09	14.6	10.3	15.0	5	0.32	0.45	0.31	3	2	1	1	1
EQ	Large Blend	Muhlenkamp	MUHLX	8.7	-58.5	02/09	18.0	12.4	19.1	5	0.31	0.45	0.30	2	1	1	1	3
EQ	Large Blend	Legg Mason Cap Mgmt Value C	LMVTX	8.6	-68.9	02/09	19.9	13.8	25.1	5	0.28	0.40	0.22	2	1	1	1	2
EQ	Large Blend	SSgA S&P 500 Index Instl	SVSPX	8.4	-51.0	02/09	15.2	10.7	17.7	4	0.35	0.49	0.30	2	3	4	4	4
EQ	Large Blend	Russell US Defensive Eqty I	REDSX	8.3	-51.8	02/09	15.5	11.1	18.0	5	0.34	0.47	0.29	2	2	3	4	2
EQ	Large Blend	Vanguard Growth & Income Inv	VQNPX	8.3	-52.1	02/09	15.4	11.0	18.2	4	0.34	0.48	0.29	2	2	3	4	4
EQ	Large Blend	BlackRock Index Eqty Instl	PNIEX	8.3	-51.0	02/09	15.1	10.7	17.7	4	0.34	0.49	0.29	2	3	4	4	4
EQ	Large Blend	Eaton Vance Div Builder A	EVTMX	8.3	-50.2	02/09	14.4	10.1	17.7	5	0.36	0.52	0.29	2	4	1	2	1
EQ	Large Blend	SEI Instl Mgd S&P 500 Index E	TRQIX	8.3	-51.2	02/09	15.2	10.7	17.8	4	0.34	0.48	0.29	2	3	3	4	4
EQ	Large Blend	MainStay S&P 500 Index I	MSPIX	8.2	-51.0	02/09	15.1	10.7	17.7	4	0.34	0.48	0.29	2	3	3	4	4
EQ	Large Blend	Alger Growth & Income I-2	AIGOX	8.2	-53.0	02/09	16.5	11.4	21.7	4	0.31	0.45	0.24	2	3	4	5	4
EQ	Large Blend	T. Rowe Price Eqty Index 500	PREIX	8.2	-51.0	02/09	15.1	10.7	17.8	4	0.34	0.48	0.29	2	3	3	4	4
EQ	Large Blend	Neub Berm Focus Inv	NBSSX	8.2	-54.8	09/02	22.5	16.0	18.5	5	0.23	0.32	0.28	2	3	2	2	5
EQ	Large Blend	JPMorgan Eqty Index Select	HLEIX	8.2	-51.0	02/09	15.1	10.7	17.7	4	0.34	0.48	0.29	2	3	3	4	4
EQ	Large Blend	Prudential Stock Index Z	PSIFX	8.2	-50.9	02/09	15.1	10.7	17.7	4	0.34	0.48	0.29	2	3	4	4	4
EQ	Large Blend	Federated Max-Cap Index Instl	FISPX	8.2	-51.0	02/09	15.2	10.7	17.8	4	0.34	0.48	0.29	2	3	4	4	4
EQ	Large Blend	VALIC Company I Stock Index	VSTIX	8.2	-51.4	02/09	15.2	10.7	17.9	4	0.33	0.47	0.28	2	3	3	4	4
EQ	Large Blend	Hartford Stock HLS IA	HSTAX	8.1	-55.6	02/09	16.1	11.3	18.6	4	0.31	0.45	0.27	2	2	3	2	4
EQ	Large Blend	Great-West Stock Index Init	MXSIX	8.1	-51.2	02/09	14.9	10.4	17.3	4	0.34	0.48	0.29	2	3	3	4	4
EQ	Large Blend	Munder Index 500 Y	MUXYX	8.1	-51.2	02/09	15.2	10.7	18.0	4	0.33	0.47	0.28	2	3	3	4	4
EQ	Large Blend	Wells Fargo Adv Index Adm	WFIOX	8.1	-51.1	02/09	15.1	10.7	17.8	4	0.33	0.47	0.28	2	3	3	4	4
EQ	Large Blend	Hartford Index HLS IA	HIAIX	8.1	-51.0	02/09	15.1	10.7	17.9	4	0.33	0.46	0.28	2	3	3	4	4
EQ	Large Blend	MFS Research A	MFRFX	8.0	-53.9	09/02	16.4	11.7	22.8	5	0.30	0.42	0.22	2	4	3	3	2

EQ	Large Blend	Dreyfus S&P 500 Index	PEOPX	8.0	-51.2	02/09	15.2	10.8	18.1	4	0.32	0.46	0.27	2	3	3	4	4
EQ	Large Blend	Nuveen Eqty Index A	FAEIX	8.0	-51.1	02/09	15.1	10.7	18.0	4	0.32	0.45	0.27	2	3	3	4	4
EQ	Large Blend	Natixis CGM Adv Tgted Eqty A	NEFGX	7.9	-47.8	02/09	18.2	12.5	17.4	5	0.26	0.38	0.27	2	4	1	1	1
EQ	Large Blend	Russell US Core Eqty I	REASX	7.8	-53.5	02/09	15.9	11.5	19.4	5	0.30	0.41	0.24	2	2	2	2	2
EQ	Large Blend	Fidelity Disciplined Eqty	FDEQX	7.7	-51.9	02/09	15.2	10.9	19.1	5	0.30	0.42	0.24	2	1	1	1	3
EQ	Large Blend	Oppenheimer Main Street A	MSIGX	7.7	-52.6	02/09	15.1	10.7	17.8	4	0.30	0.43	0.26	2	2	2	3	1
EQ	Large Blend	MFS Massachusetts Invs Tr A	MITTX	7.7	-44.9	02/09	14.2	10.0	15.8	4	0.32	0.46	0.29	2	4	3	2	2
EQ	Large Blend	Mgrs AMG FQ US Eqty Inst	MEQFX	7.6	-51.1	02/09	15.4	11.1	18.9	4	0.29	0.41	0.24	2	3	3	5	3
EQ	Large Blend	Nationwide Inst Service	MUIFX	7.6	-54.4	02/09	15.4	11.1	17.2	5	0.29	0.41	0.26	2	2	1	3	3
EQ	Large Blend	Domini Social Eqty Inv	DSEFX	7.5	-52.7	02/09	16.0	11.3	19.5	5	0.27	0.39	0.22	2	2	4	3	1
EQ	Large Blend	Schwartz Value	RCMFX	7.4	-54.7	02/09	15.2	10.7	15.8	5	0.29	0.41	0.28	2	2	4	4	2
EQ	Large Blend	Dreyfus Disciplined Stock	DDSTX	7.4	-51.4	02/09	15.5	11.0	20.2	5	0.28	0.39	0.21	2	2	2	2	2
EQ	Large Blend	Gold Sachs Str US Eqty A	GSSQX	7.4	-52.8	02/09	15.3	11.0	19.0	4	0.28	0.39	0.22	2	1	2	3	2
EQ	Large Blend	Prudential Jennison Value B	PBQIX	7.3	-52.5	02/09	16.8	11.9	15.8	5	0.25	0.35	0.26	2	2	2	1	2
EQ	Large Blend	Vanguard Dividend Growth Inv	VDIGX	6.9	-41.5	03/03	12.3	8.5	13.7	4	0.31	0.45	0.28	2	5	5	5	5
EQ	Large Blend	TS&W Eqty Institutional	TSWEX	6.7	-48.8	02/09	14.8	10.6	14.0	5	0.24	0.34	0.26	2	2	1	1	2
EQ	Large Blend	Thrivent Large Cap Stock A	AALGX	6.6	-50.5	02/09	14.9	10.6	17.4	5	0.24	0.33	0.20	2	1	1	1	1
EQ	Large Blend	USAA Income Stock	USISX	6.6	-54.4	02/09	13.8	9.9	16.0	5	0.26	0.36	0.22	2	1	2	4	4
EQ	Large Blend	DWS Core Eqty S	SCDGX	6.6	-50.8	02/09	14.9	10.7	16.6	5	0.24	0.33	0.21	2	3	4	3	3
EQ	Large Blend	Payson Tot Return	PBFDX	6.3	-49.4	02/09	13.7	9.8	11.8	5	0.23	0.32	0.27	2	2	5	3	1
EQ	Large Blend	Tributary Core Eqty Instl	FOEQX	6.2	-45.9	02/09	13.5	9.5	14.0	5	0.23	0.32	0.22	2	3	2	1	2
EQ	Large Blend	JHancock Sovereign Invs A	SOVIX	6.1	-44.2	02/09	12.8	9.1	11.5	5	0.24	0.33	0.26	2	2	2	1	1
EQ	Large Blend	RS Large Cap Alpha A	GPAFX	7.3	-58.2	09/02	16.8	11.8	29.7	5	0.25	0.36	0.14	1	4	3	1	3
EQ	Large Blend	New Cent Capital	NCCPX	7.2	-50.8	02/09	15.9	11.5	20.8	4	0.26	0.36	0.20	1	2	2	2	2
EQ	Large Blend	Invesco Charter A	CHTRX	7.2	-52.5	09/02	15.8	11.3	22.9	5	0.26	0.36	0.18	1	5	4	2	2
EQ	Large Blend	MainStay Epoch US All Cap I	MATIX	7.0	-59.4	02/03	17.8	12.8	30.5	5	0.22	0.30	0.13	1	2	2	2	2
EQ	Large Blend	Fidelity Advisor Divr Stock O	FDEXX	7.0	-60.5	02/09	16.7	12.0	24.6	5	0.23	0.32	0.16	1	2	4	4	3
EQ	Large Blend	ING Core Eqty Research I	AEGIX	6.8	-50.6	02/03	14.9	10.7	21.3	5	0.25	0.34	0.17	1	4	3	3	3
EQ	Large Blend	Jamestown Eqty	JAMEX	6.8	-44.9	02/03	14.4	10.4	19.4	4	0.26	0.35	0.19	1	2	2	3	3
EQ	Large Blend	Putnam Investors A	PIN VX	6.6	-62.0	02/09	17.1	12.2	29.8	5	0.21	0.29	0.12	1	1	3	2	1
EQ	Large Blend	Pear Tree Quality Ordinary	USBOX	6.5	-61.6	02/09	16.5	11.8	30.3	5	0.21	0.29	0.11	1	1	1	5	3
EQ	Large Blend	Natixis Harris As Lg Cp Val A	NEFOX	6.5	-57.1	02/09	16.3	11.5	17.2	5	0.21	0.29	0.20	1	2	3	1	1
EQ	Large Blend	Dreyfus Third Cent Z	DRTHX	6.4	-60.0	02/09	16.5	11.7	30.8	5	0.20	0.28	0.11	1	4	5	3	2
EQ	Large Blend	Fidelity Growth & Income	FGRIX	6.3	-63.1	02/09	14.9	11.1	21.6	5	0.22	0.29	0.15	1	1	1	4	4
EQ	Large Blend	ING Growth and Income Port I	IIVGX	6.3	-50.3	02/09	14.9	10.8	21.5	4	0.22	0.30	0.15	1	3	3	3	2
EQ	Large Blend	Sterling Cap Select Eqty A	BBTGX	6.2	-55.5	02/09	14.1	10.0	17.6	5	0.22	0.31	0.17	1	1	1	1	1
EQ	Large Blend	Armstrong Associates	ARMSX	5.9	-36.8	09/02	12.8	9.1	14.2	4	0.22	0.31	0.20	1	2	2	2	5
EQ	Large Blend	Dreyfus Large Cap Eqty A	DLQAX	5.7	-57.9	02/09	14.5	10.8	19.9	5	0.18	0.24	0.13	1	1	1	1	1
EQ	Large Blend	Concorde Value	CONVX	5.6	-54.2	02/09	14.6	10.9	17.1	5	0.17	0.23	0.15	1	1	1	1	2
EQ	Large Blend	Wright Mj Blue Chip Equities	WQCEX	5.5	-51.3	02/09	15.1	11.0	22.1	5	0.16	0.22	0.11	1	1	1	1	1
EQ	Large Blend	Guggenheim Large Cap Core A	SECEX	5.4	-56.4	02/09	15.1	10.9	22.7	5	0.15	0.21	0.10	1	1	1	1	1
EQ	Large Blend	Dreyfus Fund Incorporated	DREVX	5.2	-50.5	02/09	15.7	11.4	18.8	5	0.13	0.18	0.11	1	3	3	2	3
EQ	Large Growth	Fidelity New Millennium	FMILX	13.4	-52.9	09/02	24.0	15.3	22.5	5	0.43	0.68	0.46	5	5	5	5	5
EQ	Large Growth	Calamos Growth A	CVGRX	12.2	-57.8	02/09	23.0	14.0	17.6	5	0.40	0.65	0.52	5	1	1	1	1
EQ	Large Growth	Vanguard PRIMECAP Inv	VPMCX	12.1	-49.1	09/02	17.2	11.5	16.4	4	0.52	0.78	0.54	5	5	4	4	5
EQ	Large Growth	ClearBridge Aggressive Grth A	SHRAX	11.6	-52.2	02/09	20.7	13.9	18.0	5	0.41	0.61	0.47	5	3	3	5	5
EQ	Large Growth	Fidelity Contrafund	FCNTX	10.6	-46.3	02/09	13.9	9.4	14.1	4	0.54	0.80	0.53	5	5	4	5	4
EQ	Large Growth	Permanent Port Aggress Grth	PAGR X	10.1	-51.9	02/09	19.5	13.5	15.3	5	0.36	0.52	0.46	5	4	3	2	5
EQ	Large Growth	Amer Fds Grth Fund of Amer A	AGTHX	10.1	-48.8	02/09	16.6	11.3	17.1	5	0.42	0.62	0.41	5	3	2	2	3
EQ	Large Growth	Elfun Trusts	ELFNX	9.4	-45.5	02/09	14.9	10.3	11.9	4	0.42	0.61	0.53	5	4	5	4	5
EQ	Large Growth	Fidelity Capital Appreciation	FDCAX	9.3	-55.2	02/09	18.7	12.8	18.9	4	0.33	0.49	0.33	5	4	4	4	5

EQ	Large Growth	T. Rowe Price Growth Stock	PRGFX	9.3	-49.1	02/09	16.1	11.3	17.0	5	0.39	0.55	0.37	5	4	4	4	3
EQ	Large Growth	American Funds AMCAP A	AMCPX	9.2	-48.6	02/09	14.9	10.2	11.9	5	0.41	0.60	0.51	5	3	4	3	3
EQ	Large Growth	Eagle Capital Appreciation A	HRCPX	9.1	-51.4	02/09	17.5	12.3	16.6	5	0.34	0.49	0.36	5	3	2	2	2
EQ	Large Growth	T. Rowe Price Spectrum Growth	PRSGX	9.0	-52.8	02/09	15.8	11.2	14.6	5	0.37	0.52	0.40	5	4	3	3	4
EQ	Large Growth	GE S&S US Eqty	GESX	8.8	-47.1	02/09	14.8	10.3	13.0	5	0.39	0.55	0.44	5	4	4	3	5
EQ	Large Growth	Davis Opportunity B	RPFEX	8.8	-55.2	02/09	19.3	13.1	16.8	5	0.30	0.43	0.34	5	2	2	2	5
EQ	Large Growth	CNI Charter Divr Eqty Instl	AHDEX	8.4	-50.9	02/09	15.0	10.7	15.0	5	0.35	0.50	0.36	5	1	1	1	3
EQ	Large Growth	Jensen Quality Growth J	JENSX	8.3	-41.1	02/09	13.6	9.3	8.9	4	0.38	0.56	0.59	5	4	5	3	5
EQ	Large Growth	Cent Shs Trust Instl	CENSX	8.2	-44.1	02/09	16.8	11.0	12.0	5	0.30	0.46	0.42	5	3	3	3	2
EQ	Large Growth	Franklin Growth A	FKGRX	8.1	-47.3	02/09	14.4	10.1	13.8	4	0.35	0.49	0.36	5	5	4	2	2
EQ	Large Growth	Madison Mosaic Investors Y	MINVX	8.0	-46.8	02/09	14.5	10.1	10.8	4	0.34	0.49	0.46	5	3	4	4	5
EQ	Large Growth	Calvert Eqty A	CSIEX	7.1	-46.7	02/09	15.6	10.8	10.8	5	0.26	0.37	0.37	5	3	3	2	2
EQ	Large Growth	Franklin Flex Cap Growth A	FKCGX	10.8	-59.8	09/02	20.6	13.6	26.7	5	0.38	0.57	0.29	4	3	2	1	1
EQ	Large Growth	Janus Growth & Income D	JNGIX	9.2	-52.2	02/09	16.8	11.7	21.4	5	0.36	0.52	0.28	4	2	2	2	5
EQ	Large Growth	JHancock Large Cap Eqty A	TAGRX	8.7	-51.3	02/09	18.3	12.8	21.3	5	0.30	0.44	0.26	4	4	1	1	3
EQ	Large Growth	Franklin DynaTech A	FKDNX	8.7	-48.6	09/02	16.5	11.4	19.0	5	0.34	0.49	0.29	4	4	4	2	1
EQ	Large Growth	Fidelity Advisor Cap Dev O	FDETX	8.6	-54.2	02/09	16.0	11.4	18.8	5	0.34	0.48	0.29	4	1	2	2	4
EQ	Large Growth	Provident Trust Strategy	PROVX	8.5	-48.8	02/03	13.3	8.9	18.1	5	0.41	0.61	0.30	4	5	5	2	3
EQ	Large Growth	Waddell & Reed Core Invest A	UNCMX	8.5	-46.7	02/09	14.7	10.0	16.6	4	0.37	0.54	0.33	4	4	4	4	3
EQ	Large Growth	Fidelity	FFIDX	8.5	-51.7	02/09	15.7	11.2	18.6	5	0.34	0.48	0.29	4	2	2	3	5
EQ	Large Growth	Vanguard Morgan Growth Inv	VMRGX	8.3	-50.3	02/09	17.4	12.3	20.3	5	0.30	0.42	0.26	4	3	3	3	3
EQ	Large Growth	Sextant Growth	SSGFX	8.2	-43.2	09/02	17.6	11.5	16.2	4	0.29	0.44	0.31	4	5	3	2	5
EQ	Large Growth	Mgrs Cadence Cap Apprec Instl	MPCIX	8.1	-50.8	02/09	15.5	10.8	19.1	5	0.32	0.46	0.26	4	1	1	2	2
EQ	Large Growth	Parnassus	PARNX	8.0	-48.0	02/09	21.4	14.6	18.2	5	0.23	0.34	0.27	4	4	5	2	5
EQ	Large Growth	Waddell & Reed Accumulative A	UNACX	7.8	-51.2	02/09	14.8	10.3	17.0	5	0.32	0.46	0.28	4	1	1	2	1
EQ	Large Growth	Cavanal Hill US Lg Cp Eq Inv	APEQX	7.4	-45.7	09/02	15.5	11.2	16.5	5	0.28	0.38	0.26	4	5	2	2	3
EQ	Large Growth	T. Rowe Price Growth & Income	PRGIX	7.3	-47.8	02/09	14.2	10.0	12.9	4	0.30	0.42	0.33	4	3	3	3	5
EQ	Large Growth	Neub Berm Guardian Inv	NGUAX	7.2	-47.4	02/09	16.7	12.1	14.2	5	0.25	0.34	0.29	4	5	3	3	5
EQ	Large Growth	Alger Spectra A	SPECX	11.4	-69.0	12/02	21.3	14.0	35.0	5	0.39	0.59	0.24	3	5	5	3	3
EQ	Large Growth	Fidelity Growth Company	FDGRX	10.2	-68.4	09/02	21.1	14.1	31.1	5	0.34	0.50	0.23	3	5	4	4	2
EQ	Large Growth	Janus Twenty D	JNFX	9.5	-66.6	09/02	20.2	13.9	32.8	5	0.32	0.46	0.20	3	4	1	1	3
EQ	Large Growth	Morgan Stanley Inst Growth I	MSEQX	9.2	-56.3	02/09	18.3	12.8	24.3	5	0.33	0.47	0.25	3	3	3	3	1
EQ	Large Growth	Hartford Growth Oppor HLS IA	HAGOX	9.1	-58.2	09/02	21.7	14.6	24.5	5	0.28	0.41	0.24	3	4	2	2	5
EQ	Large Growth	Fidelity Independence	FDFFX	8.9	-59.0	02/09	22.0	14.9	24.8	5	0.26	0.39	0.24	3	2	1	1	3
EQ	Large Growth	Harbor Capital Apprec Instl	HACAX	8.9	-59.7	02/03	18.4	12.8	29.1	5	0.31	0.45	0.20	3	5	4	3	2
EQ	Large Growth	TCW Select Equities I	TGCEX	8.6	-61.3	09/02	19.7	13.7	26.0	5	0.28	0.40	0.21	3	5	5	5	3
EQ	Large Growth	Vanguard Growth Index Inv	VIGRX	8.5	-53.6	09/02	16.3	11.5	24.8	5	0.33	0.47	0.22	3	4	4	5	4
EQ	Large Growth	American Funds New Economy A	ANEFX	8.5	-56.7	09/02	17.8	12.5	22.6	5	0.30	0.43	0.24	3	5	4	3	5
EQ	Large Growth	Alger Large Cap Growth I-2	AAGOX	8.5	-55.6	09/02	18.3	12.8	25.2	5	0.29	0.42	0.21	3	2	2	2	2
EQ	Large Growth	Wells Fargo Adv Omega Grth A	EKOAX	8.4	-56.7	02/03	18.6	12.6	26.0	5	0.29	0.43	0.21	3	5	5	2	2
EQ	Large Growth	Fidelity Blue Chip Growth	FBGRX	8.4	-55.3	02/09	16.7	11.6	24.0	5	0.32	0.45	0.22	3	4	5	4	3
EQ	Large Growth	RS Growth A	RSGRX	8.2	-56.3	09/02	19.1	13.3	24.9	5	0.27	0.39	0.21	3	2	2	3	2
EQ	Large Growth	Wilshire Lg Co Grth Invmt	DTLGX	8.2	-52.2	09/02	16.9	11.8	23.5	5	0.30	0.43	0.22	3	2	3	3	2
EQ	Large Growth	William Blair Growth N	WBGX	8.0	-49.9	09/02	17.1	12.1	20.4	5	0.29	0.40	0.24	3	5	4	3	4
EQ	Large Growth	Waddell & Reed Vanguard A	UNVGX	7.9	-51.9	09/02	17.4	12.1	23.3	5	0.28	0.40	0.21	3	2	1	2	1
EQ	Large Growth	Brandywine Blue	BLUEX	7.9	-51.5	02/09	17.6	12.4	22.3	5	0.27	0.39	0.22	3	1	1	1	1
EQ	Large Growth	T. Rowe Price New Am Grth	PRWAX	7.7	-51.3	09/02	18.3	13.1	18.4	5	0.25	0.35	0.25	3	5	5	4	4
EQ	Large Growth	Oppen Capital Appreciation A	OPTFX	7.7	-53.5	02/09	17.5	12.4	21.5	5	0.26	0.37	0.21	3	1	1	1	2
EQ	Large Growth	Fidelity Stock Selor All Cap	FDSSX	7.6	-52.9	02/09	16.1	11.3	19.5	5	0.28	0.39	0.23	3	2	2	2	5
EQ	Large Growth	Westcore Growth	WTEIX	7.5	-53.1	02/09	17.0	11.9	18.4	5	0.26	0.37	0.24	3	2	2	3	2
EQ	Large Growth	Burnham A	BURHX	7.5	-47.6	02/09	14.5	10.2	20.7	5	0.30	0.43	0.21	3	3	4	5	1

EQ	Large Growth	Goldman Sachs Capital Grth A	GSCGX	7.4	-53.3	02/09	16.6	11.7	21.0	5	0.26	0.37	0.21	3	2	3	3	2
EQ	Large Growth	Glenmede Strategic Eqty	GTCEX	7.4	-47.6	02/09	14.9	10.4	18.4	4	0.29	0.42	0.24	3	3	3	2	3
EQ	Large Growth	Ivy Core Eqty C	WTRCX	7.2	-47.5	02/09	14.5	10.1	17.9	4	0.29	0.41	0.23	3	3	3	4	5
EQ	Large Growth	Government Street Eqty	GVEQX	7.1	-50.8	02/09	14.7	10.4	16.9	4	0.27	0.38	0.24	3	3	3	4	5
EQ	Large Growth	Prudential Jennison Blnd B	PBQFX	7.0	-50.0	02/09	16.1	11.6	15.8	5	0.24	0.34	0.25	3	3	2	1	2
EQ	Large Growth	Oppenheimer Eqty A	OEQAX	6.9	-53.2	02/09	15.0	10.9	18.8	5	0.25	0.35	0.20	3	1	1	1	2
EQ	Large Growth	Fidelity Trend	FTRNX	6.8	-53.0	02/09	18.1	13.1	18.6	5	0.21	0.29	0.20	3	4	4	4	4
EQ	Large Growth	Fidelity OTC	FOCPX	9.0	-66.4	09/02	23.7	16.2	32.8	5	0.25	0.37	0.18	2	5	5	2	1
EQ	Large Growth	GMO US Growth III	GMGWX	8.6	-57.8	02/09	16.6	11.6	30.0	5	0.33	0.47	0.18	2	4	5	5	5
EQ	Large Growth	MFS Mass Invs Gr Stk A	MIGFX	8.4	-57.7	02/09	17.4	11.9	29.5	5	0.31	0.45	0.18	2	4	4	4	2
EQ	Large Growth	Fidelity Advisor Eqty Grth I	EQPGX	7.9	-58.1	02/09	17.9	12.6	27.1	5	0.27	0.38	0.18	2	2	2	4	2
EQ	Large Growth	American Cent Ultra Inv	TWCUX	7.6	-58.0	02/09	18.3	12.7	27.7	5	0.25	0.35	0.16	2	2	3	4	2
EQ	Large Growth	Wall Street	WALLX	7.6	-65.8	09/02	23.3	15.5	30.8	5	0.19	0.29	0.15	2	3	2	3	2
EQ	Large Growth	JPMorgan Lg Cap Grth Select	SEEGX	7.5	-60.8	09/02	17.0	12.2	31.2	5	0.26	0.36	0.14	2	4	4	5	1
EQ	Large Growth	AllianceBern Large Cap Grth A	APGAX	7.5	-64.1	02/03	19.3	13.4	35.4	5	0.23	0.33	0.12	2	5	5	2	2
EQ	Large Growth	Wells Far Adv Prem Lg Co Gr B	EKJBX	7.5	-56.8	02/03	16.8	11.7	28.8	5	0.26	0.37	0.15	2	5	5	4	2
EQ	Large Growth	Value Line Larger Companies	VALLX	7.4	-50.0	02/09	17.0	11.9	24.3	5	0.25	0.36	0.18	2	1	1	3	4
EQ	Large Growth	Morgan Stanley Focus Growth B	AMOBX	7.4	-63.8	02/09	18.7	12.7	30.1	5	0.23	0.34	0.14	2	2	2	2	1
EQ	Large Growth	GAMCO Growth AAA	GABGX	7.4	-61.9	02/09	18.7	13.5	32.5	5	0.23	0.32	0.13	2	2	2	2	3
EQ	Large Growth	Northeast Investors Growth	NTHFX	7.4	-52.1	02/09	17.0	12.1	23.1	5	0.25	0.35	0.18	2	1	1	1	3
EQ	Large Growth	Putnam Voyager A	PVOYX	7.2	-63.2	02/09	19.4	13.2	32.2	5	0.21	0.31	0.13	2	2	4	1	1
EQ	Large Growth	American Cent Growth Inv	TWCGX	7.1	-56.6	09/02	16.9	11.9	27.1	5	0.23	0.33	0.15	2	4	4	4	2
EQ	Large Growth	Consulting Group Lg Cap Grth	TLGUX	7.0	-63.9	09/02	18.8	13.6	31.3	5	0.21	0.29	0.13	2	4	3	3	4
EQ	Large Growth	Alger Large Cap Growth B	AFGPX	7.0	-58.5	02/09	18.2	13.0	28.7	5	0.21	0.30	0.14	2	1	1	1	1
EQ	Large Growth	Colum Large Cap Growth T	GAEGX	7.0	-53.3	02/09	16.1	11.6	24.0	5	0.24	0.34	0.16	2	2	2	2	2
EQ	Large Growth	Sit Large Cap Growth	SNIGX	6.9	-62.9	09/02	16.7	11.9	31.2	5	0.23	0.32	0.12	2	4	3	3	3
EQ	Large Growth	Nuveen Large Cap Grth Opps I	FIGWX	6.8	-53.3	09/02	15.9	11.3	24.1	5	0.23	0.33	0.15	2	4	4	4	2
EQ	Large Growth	Fidelity Magellan	FMAGX	6.7	-58.3	02/09	17.4	12.5	22.0	5	0.21	0.29	0.17	2	1	1	1	4
EQ	Large Growth	Bridges Investment	BRGIX	6.6	-52.0	09/02	15.3	10.7	22.2	5	0.23	0.33	0.16	2	3	3	3	3
EQ	Large Growth	RidgeWorth Lg Cap Grth Stk A	STCIX	6.3	-48.1	02/09	15.2	10.7	17.2	5	0.21	0.30	0.19	2	1	3	3	1
EQ	Large Growth	American Cent Select Inv	TWCIX	6.3	-53.8	02/09	15.6	11.1	24.0	5	0.21	0.29	0.13	2	2	3	4	2
EQ	Large Growth	Dreyfus Research Growth Z	DREQX	6.2	-48.3	09/02	15.8	11.3	20.3	5	0.19	0.27	0.15	2	4	4	4	4
EQ	Large Growth	BMO Large-Cap Growth Y	MASTX	6.1	-48.6	09/02	15.5	11.3	20.6	4	0.19	0.27	0.15	2	3	3	3	5
EQ	Large Growth	Dreyfus Growth & Income	DGRIX	5.9	-52.4	02/09	15.4	11.2	16.5	5	0.18	0.25	0.17	2	2	3	3	5
EQ	Large Growth	Huntington Growth Trust	HGWTX	5.7	-46.9	02/09	14.6	10.4	19.6	5	0.18	0.25	0.13	2	1	1	3	3
EQ	Large Growth	Reynolds Blue Chip Growth	RBCGX	7.9	-74.5	09/02	21.0	14.5	42.3	5	0.23	0.33	0.11	1	5	5	2	3
EQ	Large Growth	White Oak Select Growth	WOGSX	7.9	-76.4	09/02	23.7	16.4	47.8	5	0.20	0.29	0.10	1	3	5	3	3
EQ	Large Growth	Amer Cent All Cap Grth Inv	TWGTX	7.5	-70.5	02/03	26.1	18.3	38.6	5	0.17	0.24	0.11	1	5	2	3	2
EQ	Large Growth	Putnam Multi-Cap Growth A	PNOPX	7.4	-70.9	09/02	22.2	15.8	41.9	5	0.20	0.28	0.10	1	2	2	2	1
EQ	Large Growth	MFS Growth B	MEGBX	7.3	-69.5	09/02	21.8	15.5	38.8	5	0.19	0.27	0.11	1	4	4	4	4
EQ	Large Growth	Target Lg Capization Grth T	TALGX	7.0	-68.3	09/02	20.9	14.6	38.7	5	0.19	0.27	0.10	1	2	3	4	3
EQ	Large Growth	Wells Fargo Adv Lg Cap Gr Inv	STRFX	7.0	-64.5	09/02	18.4	12.4	36.1	5	0.21	0.31	0.11	1	4	4	4	1
EQ	Large Growth	Janus D	JANDX	6.7	-59.9	02/03	17.7	12.7	32.1	5	0.21	0.29	0.11	1	2	2	2	3
EQ	Large Growth	Invesco Summit P	SMMIX	6.7	-66.8	02/03	19.1	13.6	36.4	5	0.19	0.26	0.10	1	3	1	2	3
EQ	Large Growth	USAA Aggressive Growth	USAUX	6.6	-73.0	02/09	24.8	17.0	46.3	5	0.14	0.21	0.08	1	1	2	2	2
EQ	Large Growth	Vanguard Growth Eqty Inv	VGEQX	6.6	-69.2	02/09	19.9	14.2	40.1	5	0.18	0.25	0.09	1	1	2	4	3
EQ	Large Growth	AllianzGI Foc Growth C	PGWCX	6.4	-64.4	02/03	18.1	12.9	35.6	5	0.18	0.26	0.09	1	4	3	3	3
EQ	Large Growth	DWS Large Cap Focus Growth S	SCQGX	6.1	-61.5	09/02	17.0	12.2	33.4	5	0.18	0.25	0.09	1	3	2	2	2
EQ	Large Growth	Fidelity Advisor Grth Oppor T	FAGOX	6.1	-62.3	02/09	17.5	12.9	25.0	5	0.17	0.23	0.12	1	1	2	4	2
EQ	Large Growth	Loomis Sayles Growth Y	LSGRX	6.0	-61.1	02/09	19.1	13.7	31.5	5	0.15	0.21	0.09	1	1	2	5	5
EQ	Large Growth	U.S. Global Invs All Amer Eq	GBTFX	5.9	-54.1	02/03	15.8	11.6	25.2	5	0.18	0.24	0.11	1	2	1	4	4

EQ	Large Growth	PNC Large Cap Growth I	PEWIX	5.8	-57.6	02/09	15.4	11.0	26.1	5	0.18	0.25	0.10	1	1	2	4	2
EQ	Large Growth	AllianceBern Growth B	AGBBX	5.7	-62.1	02/09	18.2	13.5	31.7	5	0.14	0.19	0.08	1	1	2	3	2
EQ	Large Growth	Johnson Growth	JGRWX	5.5	-49.0	02/03	15.3	11.0	20.9	5	0.16	0.22	0.12	1	2	1	2	4
EQ	Large Growth	Vanguard US Growth Inv	VWUSX	5.3	-71.4	02/09	18.5	13.9	44.1	5	0.12	0.16	0.05	1	2	4	3	3
EQ	Large Growth	Invesco Constellation A	CSTGX	5.1	-62.8	02/09	19.4	14.1	34.8	5	0.10	0.14	0.06	1	1	1	1	1
EQ	Large Growth	Monetta	MONTX	5.1	-60.5	02/09	23.6	15.5	30.7	5	0.09	0.13	0.07	1	3	2	1	2
EQ	Large Growth	Nationwide Growth Inst	MUIGX	4.7	-66.4	09/02	17.7	13.3	36.2	5	0.09	0.12	0.04	1	4	4	4	2
EQ	Large Growth	USAA Growth	USAAX	4.1	-65.2	02/09	18.3	13.5	36.8	5	0.05	0.07	0.03	1	1	2	4	5
EQ	Large Growth	Midas Magic	MISEX	1.9	-66.0	02/09	20.5	15.3	34.5	5	-0.06	-0.08	-0.03	1	1	1	4	5
EQ	Large Value	Dodge & Cox Stock	DODGX	10.9	-59.2	02/09	15.9	11.0	15.7	5	0.49	0.71	0.50	5	2	2	2	4
EQ	Large Value	ING Corp Leaders Trust Ser B	LEXCX	10.1	-45.1	02/09	13.5	9.2	10.8	4	0.51	0.75	0.65	5	5	5	5	5
EQ	Large Value	Federated Clover Value A	VFCAX	9.5	-48.0	02/09	14.9	10.6	12.8	5	0.43	0.60	0.50	5	4	1	2	1
EQ	Large Value	T. Rowe Price Eqty Income	PRFDX	9.3	-53.2	02/09	14.2	9.8	12.5	4	0.44	0.63	0.50	5	4	4	3	4
EQ	Large Value	Vanguard Eqty-Income Inv	VEIPX	9.3	-48.9	02/09	13.1	9.0	11.6	4	0.47	0.69	0.54	5	5	5	5	5
EQ	Large Value	Invesco Growth and Income A	ACGIX	9.3	-48.9	02/09	14.0	9.6	12.0	5	0.44	0.64	0.52	5	4	3	2	2
EQ	Large Value	Sound Shore	SSHFX	9.2	-47.5	02/09	15.2	10.5	12.4	5	0.40	0.58	0.49	5	4	3	2	3
EQ	Large Value	Putnam Eqty Income A	PEYAX	9.2	-45.9	02/09	13.9	9.6	10.9	5	0.44	0.64	0.56	5	5	5	3	2
EQ	Large Value	Oppenheimer Eqty Income A	OAEIX	8.9	-48.3	02/09	15.6	10.5	10.8	5	0.37	0.55	0.54	5	5	5	2	1
EQ	Large Value	RidgeWorth Lg Cap Val Eqty I	STVTX	8.9	-47.8	02/09	14.8	10.2	12.3	4	0.39	0.57	0.47	5	5	5	3	3
EQ	Large Value	BlackRock Eqty Dividend Inv B	MBDVX	8.5	-46.8	02/09	12.6	8.6	11.4	4	0.43	0.62	0.47	5	5	3	4	3
EQ	Large Value	Amer Fds American Mutual A	AMRMX	8.4	-43.9	02/09	11.6	8.1	10.2	4	0.46	0.66	0.53	5	4	4	4	3
EQ	Large Value	Madison Mosaic Div Income Y	BHBFX	7.5	-29.8	02/09	9.5	6.4	5.7	4	0.47	0.70	0.78	5	5	5	5	5
EQ	Large Value	DFA US Large Cap Value I	DFLVX	9.7	-60.6	02/09	17.9	12.6	15.9	5	0.37	0.52	0.42	4	3	3	2	5
EQ	Large Value	ClearBridge Large Cap Value I	SAIFX	9.5	-49.3	02/09	15.1	10.5	13.9	4	0.42	0.61	0.46	4	4	4	4	4
EQ	Large Value	TETON Westwood Eqty AAA	WESWX	9.5	-48.2	02/09	14.2	9.8	14.6	5	0.45	0.65	0.44	4	3	1	2	2
EQ	Large Value	Invesco Comstock A	ACSTX	9.4	-54.6	02/09	15.7	10.8	14.2	4	0.40	0.59	0.44	4	3	4	2	2
EQ	Large Value	Vanguard Windsor II Inv	VWNFX	9.2	-53.3	02/09	14.8	10.4	14.5	4	0.41	0.59	0.42	4	3	4	3	4
EQ	Large Value	Homestead Value	HOVLX	9.1	-53.4	02/09	15.0	10.5	13.7	4	0.40	0.58	0.44	4	4	4	3	4
EQ	Large Value	Dela Pooled Lg-Cap Val Eqty	DPDEX	9.1	-50.1	02/09	13.8	9.8	14.0	4	0.43	0.61	0.43	4	3	5	5	5
EQ	Large Value	Amer Beacon Lg Cap Value Inst	AADEX	8.8	-55.1	02/09	15.5	10.9	14.4	4	0.37	0.52	0.39	4	4	3	3	3
EQ	Large Value	Amer Fds Washington Mutual A	AWSHX	8.8	-49.0	02/09	13.5	9.4	12.3	4	0.42	0.61	0.46	4	3	3	4	2
EQ	Large Value	BlackRock Basic Value Instl	MABAX	8.7	-51.3	02/09	15.2	10.6	13.2	5	0.37	0.53	0.43	4	4	3	2	2
EQ	Large Value	Federated MDT Stock Svc	FSTKX	8.7	-48.8	02/09	15.0	10.4	12.8	5	0.37	0.54	0.44	4	4	4	3	2
EQ	Large Value	Loomis Sayles Value Y	LSGIX	8.6	-49.0	02/09	15.0	10.5	13.2	5	0.37	0.52	0.42	4	5	3	2	5
EQ	Large Value	Principal Eqty Income A	PQIAX	8.6	-49.6	02/09	12.3	8.8	11.8	4	0.44	0.62	0.46	4	4	3	4	2
EQ	Large Value	Eaton Vance Large-Cap Value A	EHSTX	8.5	-49.0	02/09	14.2	10.1	13.5	5	0.38	0.54	0.40	4	2	1	1	2
EQ	Large Value	JPMorgan Eqty Income Select	HLIEX	8.4	-45.9	02/09	12.8	9.0	12.0	4	0.42	0.59	0.44	4	5	5	5	4
EQ	Large Value	Glenmede Large Cap Value	GTMEX	8.4	-48.2	02/09	15.6	10.9	12.8	5	0.34	0.48	0.41	4	4	4	1	2
EQ	Large Value	Cutler Eqty	CALEX	8.3	-45.2	02/09	14.5	10.0	12.0	4	0.36	0.52	0.43	4	5	5	5	4
EQ	Large Value	Nuveen Dividend Value A	FFEIX	8.0	-45.9	02/09	12.9	9.0	11.1	4	0.38	0.54	0.44	4	4	4	3	1
EQ	Large Value	TCW Dividend Foc N	TGIGX	8.9	-58.1	02/09	15.5	10.6	15.1	5	0.37	0.54	0.38	3	3	3	3	4
EQ	Large Value	Fidelity Advisor Eqty Inc I	EQPIX	8.7	-56.2	02/09	15.2	10.7	14.6	4	0.37	0.52	0.38	3	2	2	3	5
EQ	Large Value	Vanguard Windsor Inv	VWNDX	8.6	-57.5	02/09	16.9	11.8	16.0	5	0.33	0.47	0.34	3	2	4	2	3
EQ	Large Value	Vanguard Value Index Inv	VIVAX	8.4	-54.9	02/09	15.5	11.0	16.4	4	0.35	0.49	0.33	3	3	3	3	4
EQ	Large Value	HighMark Value Fiduciary	HMVVMX	8.3	-54.1	02/09	15.1	10.7	15.0	5	0.34	0.49	0.35	3	3	2	3	2
EQ	Large Value	AllianceBern Grth & Income A	CABDX	8.3	-51.3	02/09	15.9	11.4	15.7	4	0.33	0.45	0.33	3	2	2	4	2
EQ	Large Value	Colum Divr Eqty Income A	INDZX	8.2	-55.0	02/09	15.5	10.9	14.6	5	0.33	0.47	0.35	3	4	1	2	1
EQ	Large Value	Fidelity Eqty-Income	FEQIX	8.1	-57.8	02/09	15.6	11.1	15.7	5	0.32	0.45	0.32	3	2	2	2	5
EQ	Large Value	Pioneer Eqty Income A	PEQIX	8.0	-49.4	02/09	12.9	9.2	13.5	4	0.38	0.54	0.37	3	3	2	4	2
EQ	Large Value	DWS Large Cap Value A	KDCAX	7.9	-46.0	02/09	14.7	10.2	12.7	4	0.33	0.47	0.38	3	3	1	2	1
EQ	Large Value	Hennessy Large Value Investor	HLVFX	7.9	-51.1	02/09	14.8	10.5	14.6	4	0.32	0.46	0.33	3	2	2	2	4

EQ	Large Value	ClearBridge Eqty Income B	SOPTX	7.6	-43.2	02/09	11.2	8.1	11.7	4	0.40	0.56	0.39	3	3	3	5	5
EQ	Large Value	Eagle Growth & Income A	HRCVX	7.5	-48.2	02/09	12.8	8.8	12.7	4	0.34	0.50	0.35	3	5	4	3	3
EQ	Large Value	Valley Forge	VAFGX	5.7	-34.4	02/09	10.7	7.1	7.4	5	0.25	0.37	0.36	3	5	5	2	1
EQ	Large Value	Hotchkis and Wiley Lg Cp Val	HWLIX	8.4	-67.1	02/09	17.3	12.2	19.9	5	0.31	0.44	0.27	2	1	2	2	3
EQ	Large Value	Amer Cent Income & Grth Inv	BIGRX	8.3	-52.9	02/09	15.1	10.6	17.2	4	0.35	0.49	0.31	2	2	3	3	3
EQ	Large Value	Neub Berm Large Cap Value Inv	NPRTX	8.1	-60.3	02/09	18.8	13.5	16.4	5	0.27	0.37	0.31	2	3	1	1	3
EQ	Large Value	DWS Eqty Dividend A	KDHAX	8.0	-61.6	02/09	16.6	11.6	19.0	5	0.30	0.43	0.26	2	1	1	1	1
EQ	Large Value	SEI Instl Mgd Large Cap Val A	TRMVX	7.9	-56.1	02/09	15.2	10.7	16.0	5	0.31	0.44	0.30	2	2	2	3	3
EQ	Large Value	Lord Abbett Affiliated A	LAFFX	7.8	-55.0	02/09	15.5	10.8	15.3	5	0.31	0.44	0.31	2	1	1	1	1
EQ	Large Value	Fidelity Eqty Dividend Income	FEQTX	7.7	-56.1	02/09	15.4	10.9	15.0	5	0.30	0.43	0.31	2	2	2	2	5
EQ	Large Value	Colum Large Cap Value Z	NVLUX	7.6	-51.1	02/09	14.9	10.5	15.1	5	0.30	0.43	0.30	2	2	2	2	2
EQ	Large Value	Oppenheimer Value A	CGRWX	7.6	-53.3	02/09	15.6	11.1	14.7	5	0.29	0.41	0.31	2	2	2	2	2
EQ	Large Value	Target Lg Capization Val T	TALVX	7.6	-57.9	02/09	15.2	10.9	17.6	5	0.30	0.41	0.26	2	1	1	2	3
EQ	Large Value	ASTON/Corner Lg Cap Val N	RVALX	7.4	-48.6	02/09	14.6	10.5	14.1	5	0.29	0.41	0.30	2	4	3	3	1
EQ	Large Value	Cons Group Lg Cp Val Eqty	TLVUX	7.4	-55.4	02/09	15.2	11.0	15.7	4	0.28	0.39	0.27	2	2	2	3	3
EQ	Large Value	Wilshire Lg Company Val Invmt	DTLVX	7.4	-59.2	02/09	15.8	11.1	16.9	5	0.27	0.38	0.25	2	1	2	2	2
EQ	Large Value	Barrett Opportunity	SAOPX	7.3	-54.9	02/09	15.0	10.9	17.3	5	0.28	0.39	0.25	2	1	1	1	3
EQ	Large Value	ING T. R Pr Eqty Inc Port S	IRPSX	6.8	-53.3	02/09	13.5	9.5	12.6	4	0.28	0.39	0.30	2	4	4	3	4
EQ	Large Value	Franklin Eqty Income A	FISEX	6.8	-52.8	02/09	13.0	9.2	14.1	4	0.28	0.40	0.26	2	1	2	3	1
EQ	Large Value	Primary Trend	PTFDX	6.4	-44.7	02/09	13.1	9.2	10.9	4	0.25	0.35	0.30	2	2	2	2	1
EQ	Large Value	Wells Far Adv Discp US Core A	EVSAX	7.4	-49.2	02/09	15.6	11.2	18.2	4	0.27	0.38	0.23	1	3	3	3	1
EQ	Large Value	Colum Dividend Opportunity A	INUTX	7.0	-51.4	02/09	13.6	9.4	17.9	4	0.29	0.42	0.22	1	4	4	4	2
EQ	Large Value	Federated Eqty Income A	LEIFX	7.0	-45.9	09/02	13.5	9.7	18.2	4	0.29	0.41	0.22	1	4	3	3	1
EQ	Large Value	Putnam Fund for Grth & Inc A	PGRWX	6.7	-58.1	02/09	15.3	10.8	17.1	5	0.24	0.33	0.21	1	1	3	2	1
EQ	Large Value	JPMorgan Large Cap Val Select	HLQVX	6.6	-56.0	02/09	15.7	11.3	17.3	5	0.23	0.31	0.21	1	2	3	2	2
EQ	Large Value	ALPS/WMC Disciplined Value A	AMWYX	6.6	-52.5	02/09	15.2	10.6	15.9	5	0.23	0.33	0.22	1	2	2	2	2
EQ	Large Value	Colum Eqty Value B	INEGX	6.6	-53.4	02/09	15.7	11.2	16.1	5	0.22	0.31	0.22	1	3	1	2	2
EQ	Large Value	JPMorgan Growth & Income A	VGRIX	6.5	-54.1	02/09	14.7	10.6	17.0	4	0.23	0.32	0.20	1	2	3	3	2
EQ	Large Value	Huntington Income-Eqty Trust	HIEFX	6.3	-55.9	02/09	13.5	9.9	15.1	4	0.24	0.33	0.21	1	1	2	4	2
EQ	Large Value	Goldman Sachs Grth and Inc A	GSGRX	6.2	-50.9	02/09	14.0	10.2	18.6	5	0.22	0.30	0.16	1	1	1	1	2
EQ	Large Value	Pioneer Value A	PIOTX	5.3	-56.0	02/09	15.3	11.2	18.8	5	0.14	0.19	0.12	1	1	1	1	1
EQ	Large Value	Copley	COPLX	5.2	-41.1	02/09	11.5	8.8	15.8	4	0.18	0.24	0.13	1	1	5	5	5
EQ	Large Value	First Investors Eqty Income A	FIUTX	5.2	-49.5	09/02	13.2	9.5	19.8	4	0.16	0.22	0.10	1	3	3	2	1
EQ	Large Value	Guggenheim Large Cap Value A	SECIX	5.0	-54.3	02/09	15.3	10.9	19.3	5	0.12	0.17	0.10	1	2	2	1	1
EQ	Large Value	Mutual Shs Z	MUTHX	1.1	-79.8	03/97	22.0	20.0	54.0	5	-0.09	-0.10	-0.04	1	3	3	3	4
EQ	Latin Amer St	DWS Latin America Eqty S	SLAFX	11.3	-64.7	02/09	28.4	20.1	24.4	5	0.29	0.41	0.34	5	1	2	2	4
EQ	Latin Amer St	BlackRock Latin America Inv A	MDLTX	11.2	-64.6	02/09	30.0	21.1	25.3	5	0.27	0.38	0.32	1	4	3	2	1
EQ	Long/Short Eq	Caldwell & Orkin Market Oppor	COAGX	7.8	-12.6	05/10	7.9	4.7	5.7	3	0.60	1.01	0.83	5	2	3	5	5
EQ	Long/Short Eq	Gateway A	GATEX	5.4	-24.2	02/09	6.8	5.0	5.7	3	0.34	0.46	0.41	2	2	2	3	2
EQ	Long/Short Eq	Touchstone Dynamic Eqty Y	TDEYX	6.5	-43.0	02/09	10.9	8.0	16.5	5	0.31	0.43	0.21	1	2	2	5	4
EQ	Mid-Cap Bld	Private Capital Mgmt Val I	VFPIX	15.6	-61.7	02/09	17.4	11.3	15.7	5	0.72	1.12	0.80	5	1	2	3	2
EQ	Mid-Cap Bld	Fidelity Low-Priced Stock	FLPSX	13.0	-49.2	02/09	15.0	10.1	10.9	5	0.66	0.97	0.91	5	5	4	4	3
EQ	Mid-Cap Bld	First Eagle Fund of America Y	FEAFX	12.0	-40.1	02/09	13.8	9.7	9.8	5	0.65	0.92	0.91	5	5	4	5	4
EQ	Mid-Cap Bld	Shelton S&P Midcap Idx Direct	SPMIX	11.5	-50.1	02/09	17.4	11.8	11.6	5	0.48	0.71	0.72	5	5	4	4	3
EQ	Mid-Cap Bld	FMI Common Stock	FMIMX	11.5	-42.6	02/09	15.3	10.2	9.1	5	0.55	0.82	0.92	5	5	5	4	2
EQ	Mid-Cap Bld	VALIC Company I Mid Cap Index	VMIDX	11.4	-50.2	02/09	17.5	11.9	11.6	5	0.47	0.70	0.72	5	5	4	4	3
EQ	Mid-Cap Bld	Dreyfus MidCap Index	PESPX	11.2	-49.9	02/09	17.5	11.9	11.6	5	0.46	0.68	0.70	5	5	4	4	3
EQ	Mid-Cap Bld	Invesco Mid Cap Core Eqty A	GTAGX	9.9	-38.4	02/09	16.3	11.3	9.5	5	0.42	0.60	0.72	5	4	2	1	1
EQ	Mid-Cap Bld	Longleaf Partners Small-Cap	LLSCX	12.4	-57.9	02/09	16.2	10.9	13.3	5	0.57	0.85	0.70	4	4	4	5	5
EQ	Mid-Cap Bld	Federated Mid-Cap Index Svc	FMDCX	11.0	-49.8	02/09	17.5	11.9	11.6	5	0.45	0.67	0.68	4	5	4	4	3
EQ	Mid-Cap Bld	Ariel Appreciation Investor	CAAPX	10.6	-57.4	02/09	18.0	12.1	12.9	5	0.42	0.62	0.58	4	3	5	2	3

EQ	Mid-Cap Bld	Lord Abbett Mid Cap Stock A	LAVLX	10.1	-56.0	02/09	15.9	10.9	15.0	5	0.44	0.64	0.47	3	1	2	2	2
EQ	Mid-Cap Bld	Ariel Investor	ARGFX	9.9	-66.6	02/09	19.6	13.2	15.5	5	0.35	0.51	0.44	3	1	3	2	4
EQ	Mid-Cap Bld	Wells Fargo Adv Oppor Inv	SOPFX	9.7	-49.7	02/09	17.2	12.1	13.6	5	0.39	0.55	0.49	3	4	3	2	2
EQ	Mid-Cap Bld	JPMorgan Intrepid Mid Cap Sel	WOOPX	9.5	-53.4	02/09	17.2	12.1	14.3	5	0.37	0.53	0.45	3	3	3	3	3
EQ	Mid-Cap Bld	SEI Instl Mgd Mid-Cap A	SEMEX	9.5	-56.4	02/09	17.5	12.4	15.0	5	0.36	0.51	0.42	3	3	2	3	2
EQ	Mid-Cap Bld	Vanguard Ext Market Idx Inv	VEXMX	9.5	-52.9	02/09	19.5	13.8	19.0	5	0.33	0.47	0.34	2	4	4	4	3
EQ	Mid-Cap Bld	Legg Mason Cap Mgmt Sp Inv C	LMASX	9.4	-67.6	02/09	22.5	15.7	19.5	5	0.28	0.40	0.32	2	1	2	1	2
EQ	Mid-Cap Bld	Fidelity Advisor Val Strat T	FASPX	8.8	-65.2	02/09	21.9	15.3	17.3	5	0.26	0.37	0.33	2	2	2	2	4
EQ	Mid-Cap Bld	Forward Ext MarketPlus Instl	ASMCX	8.7	-57.1	02/09	18.8	13.3	21.0	5	0.30	0.42	0.27	2	2	2	2	3
EQ	Mid-Cap Bld	First Investors Opportunity A	FIUSX	8.2	-51.0	02/09	18.2	12.8	15.9	5	0.28	0.40	0.32	2	3	3	3	2
EQ	Mid-Cap Bld	Wright Seled BI Chip Equities	WSBEX	8.0	-52.2	02/09	16.8	11.8	14.2	5	0.29	0.42	0.35	2	4	4	4	3
EQ	Mid-Cap Bld	Hodges	HDPMX	8.9	-64.4	02/09	23.9	16.4	23.3	5	0.24	0.35	0.25	1	2	1	1	4
EQ	Mid-Cap Bld	Dreyfus Active MidCap A	DNLDX	8.0	-59.6	02/09	18.0	12.8	18.6	5	0.27	0.38	0.26	1	1	1	2	2
EQ	Mid-Cap Bld	Pin Oak Eqty	POGSX	6.5	-88.0	09/02	33.0	22.5	58.0	5	0.10	0.15	0.06	1	4	5	3	2
EQ	Mid-Cap Bld	API Efficient Frontier Val L	YCVTX	6.2	-62.8	02/09	23.8	16.9	23.0	5	0.13	0.18	0.14	1	1	1	1	2
EQ	Mid-Cap Bld	Volumetric	VOLMX	5.5	-40.8	02/09	12.2	8.7	10.7	4	0.20	0.28	0.23	1	2	2	2	3
EQ	Mid-Cap Bld	Fairfax Global Trends N	DOIGX	3.1	-79.3	02/03	26.3	18.7	54.8	5	0.00	0.00	0.00	1	1	1	1	1
EQ	Mid-Cap Grw	T. Rowe Price Mid-Cap Growth	RPMGX	12.6	-48.2	02/09	17.9	12.2	12.2	5	0.53	0.78	0.77	5	5	5	4	4
EQ	Mid-Cap Grw	Neub Berm Genesis Inv	NBGNX	12.4	-46.5	02/09	14.9	10.1	11.2	4	0.62	0.92	0.83	5	5	3	5	5
EQ	Mid-Cap Grw	Colum Acorn Z	ACRNX	12.1	-51.5	02/09	17.2	11.6	12.0	5	0.52	0.77	0.75	5	5	4	3	4
EQ	Mid-Cap Grw	Royce Premier Invmt	RYPRX	11.9	-45.3	02/09	15.9	10.6	9.5	5	0.56	0.83	0.93	5	5	4	3	2
EQ	Mid-Cap Grw	Meridian Growth	MERDX	11.2	-42.0	02/09	16.1	10.6	10.0	5	0.50	0.76	0.81	5	5	5	5	3
EQ	Mid-Cap Grw	WF Adv Common Stock Inv	STCSX	11.2	-46.9	02/09	17.4	12.0	11.6	5	0.46	0.67	0.69	5	5	5	3	4
EQ	Mid-Cap Grw	FPA Perennial	FPPFX	11.0	-47.2	02/09	17.4	11.8	10.6	5	0.45	0.67	0.75	5	5	4	3	4
EQ	Mid-Cap Grw	FAM Value Inv	FAMVX	8.9	-46.0	02/09	13.7	9.6	10.7	4	0.42	0.60	0.54	5	2	4	3	5
EQ	Mid-Cap Grw	Baron Partners Retail	BPTRX	12.1	-60.8	02/09	26.3	18.4	22.2	5	0.34	0.49	0.40	4	3	2	3	5
EQ	Mid-Cap Grw	Value Line Premier Growth	VALSX	11.5	-51.1	02/09	19.2	12.8	19.9	5	0.44	0.66	0.42	4	4	3	5	4
EQ	Mid-Cap Grw	Federated Kaufmann R	KAUFX	10.5	-51.1	02/09	19.4	12.6	15.6	5	0.38	0.58	0.47	4	2	1	1	3
EQ	Mid-Cap Grw	Baron Asset Retail	BARAX	10.0	-53.5	02/09	18.8	13.5	16.2	5	0.37	0.51	0.43	4	3	3	4	4
EQ	Mid-Cap Grw	Nuveen Mid Cap Growth Opp I	FISGX	9.5	-51.0	02/09	18.4	12.8	13.8	5	0.35	0.51	0.47	4	3	3	4	2
EQ	Mid-Cap Grw	Wells Fargo Adv Discy Inv	STDIX	9.3	-52.2	02/09	19.1	12.9	13.7	5	0.32	0.48	0.45	4	4	4	5	3
EQ	Mid-Cap Grw	Madison Mosaic Mid Cap Y	GTSGX	9.3	-47.6	02/09	14.9	10.4	11.6	4	0.41	0.59	0.53	4	3	4	5	5
EQ	Mid-Cap Grw	Nicholas II I	NCTWX	8.1	-40.7	02/09	15.6	11.1	11.7	5	0.32	0.45	0.43	4	4	5	4	3
EQ	Mid-Cap Grw	Morg Stan Inst Mid Cap Grth I	MPEGX	11.6	-63.2	09/02	22.5	15.3	26.4	5	0.38	0.55	0.32	3	4	3	2	1
EQ	Mid-Cap Grw	Waddell & Reed New Concepts A	UNECX	10.7	-60.3	09/02	20.1	13.4	25.0	5	0.38	0.57	0.30	3	5	5	3	1
EQ	Mid-Cap Grw	JPMorgan Mid Cap Growth Sel	HLGEX	10.4	-52.5	02/09	20.1	13.5	19.0	5	0.36	0.54	0.38	3	3	3	3	2
EQ	Mid-Cap Grw	American Cent Heritage Inv	TWHIX	9.6	-52.3	02/09	19.4	13.2	20.5	5	0.33	0.49	0.32	3	4	2	3	2
EQ	Mid-Cap Grw	Advance Cap I Eqty Grth Rtl	ADEGX	9.2	-55.0	02/09	20.8	14.5	20.0	5	0.29	0.42	0.30	3	2	2	3	3
EQ	Mid-Cap Grw	Mgrs Cadence Mid-Cap Instl	MCMFX	9.2	-51.6	02/09	17.3	11.7	16.7	5	0.35	0.52	0.36	3	2	1	3	1
EQ	Mid-Cap Grw	Nicholas	NICSX	8.0	-44.4	02/09	15.0	10.6	14.4	5	0.33	0.47	0.34	3	5	5	5	5
EQ	Mid-Cap Grw	Dreyfus/The Bos Co Sm/Md Cp G	SDSCX	10.3	-64.5	02/03	23.7	15.7	28.2	5	0.30	0.46	0.25	2	5	4	5	3
EQ	Mid-Cap Grw	Franklin Small-Mid Cap Grth A	FRSGX	10.1	-62.9	09/02	23.2	15.6	28.5	5	0.30	0.45	0.24	2	2	3	2	1
EQ	Mid-Cap Grw	Delaware Smid Cap Growth A	DFCIX	9.1	-57.9	09/02	21.1	14.5	25.2	5	0.28	0.41	0.24	2	4	5	5	1
EQ	Mid-Cap Grw	Colum Mid Cap Growth Z	CLSPX	9.1	-51.4	02/09	20.0	13.2	21.8	5	0.30	0.46	0.28	2	3	3	2	2
EQ	Mid-Cap Grw	AllianzGI Mid-Cap Inst	DRMCX	8.9	-62.9	09/02	22.4	15.2	29.4	5	0.26	0.38	0.20	2	3	3	2	2
EQ	Mid-Cap Grw	Westcore MIDCO Growth	WTMGX	8.4	-55.2	02/09	21.9	14.8	23.5	5	0.24	0.36	0.23	2	2	2	1	1
EQ	Mid-Cap Grw	Invesco Dynamics Inv	FIDYX	8.3	-69.5	09/02	22.9	16.1	35.6	5	0.23	0.32	0.15	2	2	2	2	2
EQ	Mid-Cap Grw	Guggenheim Mid Cap Growth A	SECUX	7.9	-55.3	02/09	21.6	14.8	18.6	5	0.22	0.32	0.26	2	1	2	2	1
EQ	Mid-Cap Grw	AllianceBern Discy Growth A	CHCLX	7.6	-59.4	02/09	22.6	15.8	22.4	5	0.20	0.29	0.20	2	2	4	5	2
EQ	Mid-Cap Grw	American Cent Vista Inv	TWCVX	7.5	-58.6	02/03	23.9	15.8	28.6	5	0.18	0.28	0.15	2	1	1	2	2
EQ	Mid-Cap Grw	Fed MDT Mid Cap Gr Strats A	FGSAX	7.5	-62.0	02/03	20.9	14.6	28.6	5	0.21	0.30	0.15	2	2	1	1	1


EQ	Mid-Cap Grw	Brandywine	BRWIX	6.9	-51.4	02/09	18.7	13.3	23.9	5	0.21	0.29	0.16	2	1	1	1	1
EQ	Mid-Cap Grw	Janus Enterprise D	JANEX	9.0	-77.0	09/02	23.2	16.3	44.6	5	0.25	0.36	0.13	1	4	3	4	4
EQ	Mid-Cap Grw	Sit Mid Cap Growth	NBNGX	7.6	-68.3	09/02	22.6	15.6	34.1	5	0.20	0.29	0.13	1	2	2	3	2
EQ	Mid-Cap Grw	Neub Berm Mid Cap Growth Inv	NMANX	7.5	-67.3	02/03	22.5	15.6	33.7	5	0.20	0.28	0.13	1	3	3	5	2
EQ	Mid-Cap Grw	Sentinel Mid Cap A	SNTNX	6.7	-62.8	09/02	21.7	15.2	32.7	5	0.17	0.24	0.11	1	1	1	4	2
EQ	Mid-Cap Grw	Virtus Mid-Cap Growth A	PHSKX	6.0	-77.8	02/09	25.8	18.1	47.3	5	0.11	0.16	0.06	1	1	2	1	1
EQ	Mid-Cap Grw	Dreyfus Mid-Cap Growth F	FRSPX	5.9	-62.7	02/03	21.0	15.7	29.1	5	0.13	0.18	0.10	1	2	1	5	2
EQ	Mid-Cap Grw	Eaton Vance Multi-Cap Grth A	EVGFX	5.7	-60.8	02/09	20.6	15.2	21.8	5	0.13	0.17	0.12	1	1	1	1	1
EQ	Mid-Cap Grw	Fidelity Growth Strategies	FDEGX	5.7	-84.0	09/02	25.8	18.4	55.1	5	0.10	0.14	0.05	1	1	2	1	3
EQ	Mid-Cap Grw	Monetta Mid-Cap Eqty	MMCEX	5.4	-76.0	02/09	23.3	16.4	42.9	5	0.10	0.14	0.05	1	1	3	2	1
EQ	Mid-Cap Grw	Eaton V Special Equities A	EVSEX	5.2	-62.5	02/03	22.2	16.3	31.9	5	0.10	0.13	0.07	1	2	1	1	1
EQ	Mid-Cap Grw	Value Line Fund	VLIFX	5.2	-58.7	02/09	16.5	12.3	27.3	5	0.13	0.17	0.08	1	1	1	5	4
EQ	Mid-Cap Val	FPA Capital	FPPTX	13.1	-50.6	02/09	19.3	12.6	11.4	5	0.52	0.79	0.87	5	4	4	3	1
EQ	Mid-Cap Val	Victory Established Value R	GETGX	10.5	-43.0	02/09	14.8	10.1	9.6	5	0.50	0.73	0.77	5	5	4	4	3
EQ	Mid-Cap Val	AllianzGI NFJ Mid-Cap Value C	PQNCX	10.9	-54.4	02/09	18.0	12.4	14.6	5	0.43	0.63	0.54	4	2	2	3	2
EQ	Mid-Cap Val	GMO US Small/Mid Cap III	GMSUX	10.3	-53.3	02/09	16.3	11.4	15.2	5	0.45	0.64	0.48	3	2	4	4	5
EQ	Mid-Cap Val	Fidelity Value	FDVLX	10.2	-62.3	02/09	18.3	12.7	15.7	5	0.39	0.56	0.45	3	2	2	2	4
EQ	Mid-Cap Val	Franklin Bal Sheet Invest A	FRBSX	10.0	-58.3	02/09	15.0	10.8	15.8	5	0.46	0.64	0.44	3	1	1	1	2
EQ	Mid-Cap Val	BlackRock Flexible Eqty Inv A	BMCAIX	9.8	-53.0	02/09	17.0	12.0	14.1	5	0.39	0.56	0.47	3	2	1	1	1
EQ	Mid-Cap Val	Pioneer Mid-Cap Value A	PCGRX	9.1	-48.3	02/09	15.5	11.0	12.8	5	0.38	0.54	0.46	3	2	1	1	1
EQ	Mid-Cap Val	Oppen Small & Mid Cap Value A	QVSCX	8.5	-58.9	02/09	17.9	12.9	17.5	5	0.30	0.42	0.31	2	2	1	1	2
EQ	Mid-Cap Val	Nuveen Mid Cap Value A	FASEX	8.3	-50.6	02/09	16.7	12.0	16.2	5	0.31	0.44	0.32	2	2	1	1	1
EQ	Mid-Cap Val	Meeder Quantex	FLCGX	7.1	-62.3	02/09	18.6	12.7	19.8	5	0.22	0.32	0.20	1	2	5	2	2
EQ	Mid-Cap Val	ClearBridge Tac Div Inc A	CFLGX	5.2	-58.2	02/09	16.2	11.6	28.4	5	0.13	0.19	0.08	1	1	1	1	4
EQ	Mrkt Neutral	Merger	MERFX	6.7	-14.0	07/02	4.4	3.2	2.9	2	0.83	1.15	1.27	5	4	5	4	4
EQ	Mrkt Neutral	Calamos Market Neutral Inc A	CVSIX	6.0	-18.3	02/09	5.1	3.5	3.5	2	0.56	0.83	0.82	1	2	3	4	3
EQ	Natural Res	Fidelity Select Chemicals	FSCHX	12.5	-52.4	02/09	19.5	12.4	12.7	5	0.48	0.76	0.74	5	5	5	5	5
EQ	Natural Res	Fidelity Select Materials	FSDPX	10.6	-56.1	02/09	21.3	14.4	14.2	5	0.35	0.52	0.53	5	5	5	5	5
EQ	Natural Res	Prudential Jennison Nat Res B	PRGNX	11.7	-62.9	02/09	26.2	17.6	20.4	5	0.33	0.49	0.42	4	3	2	2	2
EQ	Natural Res	Colum Energy & Natural Res Z	UMESX	11.0	-58.9	02/09	22.7	15.0	21.2	5	0.35	0.53	0.37	3	2	2	2	3
EQ	Natural Res	T. Rowe Price New Era	PRNEX	10.3	-61.1	02/09	20.8	14.2	19.0	5	0.34	0.50	0.38	3	2	2	2	3
EQ	Natural Res	ING Global Resources S	IGRSX	8.4	-55.0	02/09	22.0	15.2	22.7	5	0.24	0.35	0.23	2	4	2	2	2
EQ	Natural Res	Putnam Global Natural Res A	EBERX	8.0	-61.0	02/09	21.4	14.6	19.7	5	0.23	0.34	0.25	2	1	2	2	2
EQ	Natural Res	U.S. Global Invs Global Res	PSPFX	9.5	-69.3	02/09	25.6	17.5	32.2	5	0.25	0.36	0.20	1	3	2	3	3
EQ	Natural Res	ING Global Natural Res A	LEXMX	6.2	-67.4	10/00	29.8	19.8	33.1	5	0.10	0.16	0.09	1	2	2	2	2
EQ	Pac/Asia x-J St	DFA Asia Pacific Sm Company I	DFRSX	9.1	-68.5	08/98	25.9	17.6	27.1	5	0.23	0.34	0.22	5	3	3	3	2
EQ	Pac/Asia x-J St	T. Rowe Price New Asia	PRASX	8.8	-67.5	02/09	26.0	17.5	28.0	5	0.22	0.32	0.20	3	4	4	4	3
EQ	Pac/Asia x-J St	Commonwealth Australia/NZ	CNZLX	6.6	-54.2	02/09	18.4	12.8	20.6	5	0.19	0.28	0.17	1	1	3	4	4
EQ	Real Estate	ING Clarion Real Est Port S	IVRSX	11.4	-69.6	02/09	20.2	13.8	17.1	5	0.41	0.60	0.49	5	4	3	3	2
EQ	Real Estate	Cohen & Steers Realty Shares	CSRSX	11.1	-67.9	02/09	20.2	13.9	17.1	5	0.40	0.58	0.47	5	4	4	2	3
EQ	Real Estate	Fidelity Real Est Investment	FRESX	10.3	-71.4	02/09	20.8	14.4	18.5	5	0.35	0.50	0.39	2	3	3	3	3
EQ	Real Estate	DFA Real Est Securities I	DFREX	10.2	-69.5	02/09	20.2	14.2	18.0	5	0.35	0.50	0.40	2	3	3	4	3
EQ	Real Estate	Stratton Real Est	STMDX	8.4	-59.8	02/09	17.8	12.8	14.4	5	0.30	0.42	0.37	2	4	5	3	4
EQ	Real Estate	Heitman REIT Z	OBRTX	9.7	-69.7	02/09	20.0	14.3	18.9	5	0.33	0.46	0.35	1	2	2	3	2
EQ	Small Blend	T. Rowe Price Small-Cap Value	PRSVX	11.8	-48.7	02/09	15.6	10.6	12.0	5	0.56	0.82	0.73	5	5	4	5	4
EQ	Small Blend	Colum Small Cap Core Z	SMCEX	11.7	-52.2	02/09	17.0	11.5	11.9	5	0.50	0.74	0.72	5	4	3	3	2
EQ	Small Blend	Gabelli Small Cap Growth AAA	GABSX	11.6	-45.3	02/09	15.5	10.6	10.3	5	0.55	0.79	0.82	5	5	5	5	4
EQ	Small Blend	ICM Small Company	ICSCX	11.3	-54.7	02/09	17.6	12.1	12.2	5	0.47	0.68	0.68	5	3	3	2	2
EQ	Small Blend	Loomis Sayles Sm Cap Val Insl	LSSCX	11.3	-48.6	02/09	16.6	11.5	12.0	5	0.49	0.71	0.68	5	4	4	4	3
EQ	Small Blend	DFA US Micro Cap I	DFSCX	11.3	-56.9	02/09	21.0	14.1	15.5	5	0.39	0.58	0.53	4	3	4	4	4
EQ	Small Blend	Royce Micro-Cap Invmt	RYOTX	11.1	-52.3	02/09	18.2	12.5	13.3	5	0.44	0.64	0.60	4	4	1	1	1

EQ	Small Blend	DFA US Small Cap I	DFSTX	10.4	-55.0	02/09	20.0	13.7	13.7	5	0.36	0.53	0.53	4	4	4	4	4
EQ	Small Blend	RBC Small Cap Core I	RCSIX	10.3	-54.3	02/09	18.1	12.4	13.5	5	0.40	0.58	0.53	4	3	5	5	3
EQ	Small Blend	JHancock3 Small Company A	JCSAX	9.9	-46.7	02/09	16.3	11.4	12.3	5	0.42	0.60	0.55	4	3	2	1	2
EQ	Small Blend	BlackRock Value Oppor Instl	MASPX	10.8	-58.5	02/09	19.8	13.9	15.7	5	0.39	0.55	0.49	3	1	2	3	2
EQ	Small Blend	Perritt MicroCap Oppor Inv	PRCGX	10.3	-59.6	02/09	21.9	14.7	16.5	5	0.33	0.49	0.44	3	2	2	1	2
EQ	Small Blend	Glenmede Small Cap Eqty Adv	GTCSX	10.3	-53.0	02/09	17.6	12.1	14.1	5	0.41	0.59	0.51	3	3	4	4	3
EQ	Small Blend	MainStay US Small Cap I	MOPIX	10.1	-62.9	02/09	18.1	12.3	15.4	5	0.39	0.57	0.45	3	2	5	4	2
EQ	Small Blend	Vanguard Small Cap Index Inv	NAESX	9.8	-53.9	02/09	19.6	13.6	14.4	5	0.34	0.49	0.46	3	4	4	4	4
EQ	Small Blend	Laz US Sm-Mid Cap Eqty Insl	LZSCX	9.6	-52.6	02/09	17.7	12.4	14.2	5	0.37	0.53	0.46	3	3	5	1	2
EQ	Small Blend	Pacific Advisors Sm Cap Val A	PASMX	10.5	-61.5	02/09	24.1	16.4	22.0	5	0.31	0.45	0.34	2	5	2	3	1
EQ	Small Blend	Berwyn	BERWX	9.6	-50.3	02/09	18.1	12.4	15.6	5	0.36	0.52	0.41	2	5	4	4	2
EQ	Small Blend	Goldman Sachs Small Cap Val A	GSSMX	9.4	-48.6	02/09	17.9	12.4	14.7	5	0.35	0.51	0.43	2	4	4	4	2
EQ	Small Blend	Russell US Small Cap Eqty I	REBSX	9.3	-57.4	02/09	19.1	13.5	15.6	5	0.32	0.46	0.40	2	2	1	3	2
EQ	Small Blend	VALIC Company I Sm Cap Index	VCSLX	8.5	-53.4	02/09	19.5	13.7	15.0	5	0.28	0.39	0.36	2	3	3	3	3
EQ	Small Blend	SSgA Small Cap Instl	SVSCX	7.8	-63.1	02/09	19.3	13.9	21.4	5	0.24	0.34	0.22	1	1	2	5	4
EQ	Small Blend	Mann & Nap Small Cap A	MNSMX	7.3	-63.9	02/09	19.9	14.4	20.7	5	0.21	0.29	0.20	1	1	1	2	1
EQ	Small Blend	Steward Sm-Md Cp Enh Idx Indv	TRDFX	6.8	-56.6	02/09	17.3	12.1	19.7	5	0.22	0.31	0.19	1	2	4	4	3
EQ	Small Blend	First Invs Sp Situations A	FIS SX	6.3	-55.4	02/03	19.5	14.2	21.7	5	0.16	0.23	0.15	1	4	3	3	1
EQ	Small Growth	Wasatch Core Growth	WGROX	12.6	-56.2	02/09	19.2	13.1	15.0	5	0.49	0.73	0.64	5	3	4	5	5
EQ	Small Growth	Wasatch Small Cap Growth	WAAEX	12.0	-51.3	02/09	20.3	13.5	13.2	5	0.44	0.66	0.67	5	4	5	5	5
EQ	Small Growth	Brown Capital Mgmt Sm Co Inv	BCSIX	11.9	-45.7	09/02	22.0	14.2	14.5	5	0.40	0.62	0.61	5	5	5	5	5
EQ	Small Growth	T. Rowe Price New Horizons	PRNHX	11.8	-49.9	02/09	21.8	14.8	16.8	5	0.40	0.59	0.52	5	5	5	5	4
EQ	Small Growth	T. Rowe Price Small-Cap Stock	OTCFX	11.4	-50.3	02/09	17.3	11.7	12.0	5	0.48	0.71	0.70	5	5	5	5	5
EQ	Small Growth	Sentinel Small Company A	SAGWX	10.9	-46.2	02/09	16.0	10.9	10.9	5	0.49	0.72	0.72	5	4	3	4	2
EQ	Small Growth	Royce Penn Mutual Invmt	PENNX	10.5	-51.2	02/09	16.3	11.2	11.5	5	0.45	0.66	0.64	5	5	3	2	3
EQ	Small Growth	Nuveen Small Cap Select I	ARSTX	9.8	-50.9	02/09	20.2	14.0	13.8	5	0.33	0.48	0.49	4	4	4	2	3
EQ	Small Growth	Vanguard Explorer Inv	VEXPX	9.5	-52.4	02/09	20.2	13.6	14.8	5	0.32	0.47	0.43	4	3	3	4	3
EQ	Small Growth	Scout Small Cap	UMBHX	8.8	-50.7	02/09	15.1	10.4	14.0	5	0.38	0.55	0.41	4	2	1	3	4
EQ	Small Growth	Ivy Small Cap Growth C	WRGCX	11.7	-54.5	09/02	21.6	14.0	22.7	5	0.40	0.61	0.38	3	3	5	3	5
EQ	Small Growth	Morg Stan Inst Sm Co Gr I	MSSGX	11.1	-56.4	09/02	23.2	14.9	23.2	5	0.35	0.54	0.35	3	4	3	3	5
EQ	Small Growth	Lord Abbett Developing Grth A	LAGWX	10.2	-54.9	02/09	22.0	15.5	21.8	5	0.32	0.46	0.33	3	3	4	3	2
EQ	Small Growth	Emerald Growth A	HSPGX	10.2	-54.2	02/03	21.8	14.8	22.5	5	0.33	0.48	0.32	3	2	4	3	1
EQ	Small Growth	Wasatch Ultra Growth	WAMCX	9.8	-62.6	02/09	24.4	16.5	18.1	5	0.27	0.40	0.37	3	1	1	4	2
EQ	Small Growth	Mgrs Special Eqty Service	MGSEX	9.2	-57.8	02/09	20.5	14.0	20.1	5	0.30	0.43	0.30	3	1	2	5	2
EQ	Small Growth	Prudential Jennison Sm Co B	CHNDX	8.5	-51.0	02/09	18.2	13.0	16.0	5	0.29	0.41	0.34	3	4	2	3	4
EQ	Small Growth	JPMorgan Small Cap Growth A	PGSGX	8.2	-55.7	02/09	20.6	14.3	17.0	5	0.25	0.36	0.30	3	2	3	2	2
EQ	Small Growth	Nicholas Limited Edition I	NCLEX	8.2	-43.7	02/09	17.4	12.4	13.4	5	0.29	0.41	0.38	3	5	5	5	3
EQ	Small Growth	Wilshire Sm Co Grth Invmt	DTS GX	7.7	-52.6	02/09	20.1	14.1	15.0	5	0.23	0.33	0.31	3	2	3	3	5
EQ	Small Growth	Janus Venture D	JANVX	9.5	-73.5	02/03	25.9	17.8	38.2	5	0.25	0.36	0.17	2	3	4	5	5
EQ	Small Growth	Consulting Group Sm Cap Grth	TSGUX	8.6	-60.6	02/03	24.4	16.9	27.0	5	0.22	0.32	0.20	2	2	2	2	3
EQ	Small Growth	Pear Tree Colum Small Cap Ord	USB NX	8.5	-61.3	02/09	20.4	14.4	20.2	5	0.27	0.38	0.27	2	1	1	3	2
EQ	Small Growth	AllianceBern Small Cap Grth A	QUASX	7.6	-55.5	02/09	22.3	15.9	22.2	5	0.20	0.28	0.20	2	3	4	4	1
EQ	Small Growth	RS Small Cap Growth A	RSEGX	10.3	-78.1	09/02	28.7	18.5	47.4	5	0.25	0.39	0.15	1	2	3	2	2
EQ	Small Growth	SEI Instl Mgd Sm Cap Grth A	SSEGX	7.9	-64.7	02/09	26.0	17.8	30.4	5	0.19	0.27	0.16	1	1	1	2	2
EQ	Small Growth	Alger Small Cap Growth I-2	AASOX	7.2	-70.5	09/02	22.7	15.9	34.2	5	0.18	0.26	0.12	1	3	2	2	3
EQ	Small Growth	Oppenheimer Discy A	OPOCX	7.0	-58.0	09/02	23.9	15.9	28.6	5	0.16	0.24	0.14	1	2	3	4	2
EQ	Small Growth	AllianzGI Opportunity C	POPCX	6.4	-65.4	09/02	27.1	19.2	29.2	5	0.12	0.17	0.11	1	1	1	1	1
EQ	Small Growth	Oberweis Emerging Growth	OBEGX	6.0	-67.3	02/09	28.0	19.5	27.4	5	0.10	0.15	0.11	1	1	1	1	2
EQ	Small Growth	Alger Small Cap Growth B	ALSCX	5.6	-72.0	09/02	22.6	16.2	37.8	5	0.11	0.15	0.07	1	3	2	2	3
EQ	Small Growth	Target Sm Capization Grth T	TASGX	5.5	-63.8	02/09	20.6	14.9	28.0	5	0.11	0.16	0.08	1	1	2	4	2
EQ	Small Growth	Stonebridge Small-Cap Growth	SBSGX	3.2	-65.8	02/09	18.8	13.6	24.8	5	0.01	0.01	0.00	1	1	1	1	1

EQ	Small Value	Perkins Small Cap Value L	JSIVX	12.8	-39.4	02/09	16.2	10.8	8.8	5	0.60	0.90	1.11	5	5	5	2	2
EQ	Small Value	AllianzGI NFJ Sm-Cap Val Insl	PSVIX	11.9	-43.9	02/09	14.6	10.0	11.0	5	0.60	0.88	0.80	5	5	4	5	3
EQ	Small Value	Target Sm Capization Val T	TASVX	11.6	-47.2	02/09	16.5	11.2	11.5	5	0.52	0.76	0.73	5	5	4	4	3
EQ	Small Value	DFA US Small Cap Value I	DFS VX	12.2	-61.2	02/09	19.8	13.5	15.9	5	0.46	0.68	0.58	3	3	3	3	5
EQ	Small Value	Heartland Value	HRTVX	10.8	-55.6	02/09	18.5	12.6	14.2	5	0.42	0.61	0.54	3	2	1	2	2
EQ	Small Value	Cons Group Sm Cp Val Eqty	TSVUX	10.2	-51.9	02/09	17.0	11.6	13.0	5	0.41	0.61	0.54	3	5	5	5	3
EQ	Small Value	Colum Small Cap Val Fund I A	CSMIX	10.1	-50.1	02/09	18.1	12.6	13.1	5	0.39	0.56	0.54	3	3	2	1	1
EQ	Small Value	Delaware Small Cap Value A	DEVLX	9.6	-54.4	02/09	16.7	11.5	13.6	4	0.39	0.57	0.48	3	2	3	4	1
EQ	Small Value	Victory Sm Company Oppor R	GOGFX	9.4	-49.8	02/09	16.5	11.5	12.1	5	0.38	0.55	0.53	3	4	4	4	2
EQ	Small Value	Hotchkis and Wiley Sm Cp Val	HWSIX	11.3	-68.3	02/09	21.0	14.3	20.0	5	0.39	0.57	0.41	2	1	4	3	5
EQ	Small Value	Skyline Special Equities	SKSEX	10.5	-60.6	02/09	18.8	12.9	16.3	5	0.39	0.57	0.45	2	2	5	5	4
EQ	Small Value	RBC Microcap Value I	RMVIX	10.3	-59.7	02/09	16.8	11.6	15.5	5	0.43	0.63	0.47	2	2	2	5	5
EQ	Small Value	DWS Small Cap Value A	KDSAX	9.4	-49.5	02/09	17.7	12.3	14.6	5	0.35	0.51	0.43	2	4	2	1	1
EQ	Small Value	CornerCap Small Cap Value	CSCVX	8.8	-57.5	02/09	18.9	13.2	15.0	5	0.30	0.44	0.38	2	1	2	2	3
EQ	Small Value	Wilshire Sm Company Val Invmt	DTSVX	8.0	-56.0	02/09	17.2	12.3	15.7	5	0.29	0.40	0.32	1	1	2	2	4
EQ	Small Value	Robeco WPG Sm/Micro Cap Val	WPGTX	7.1	-55.9	02/09	23.0	16.2	23.9	5	0.17	0.25	0.17	1	2	3	2	5
EQ	Technology	Fidelity Sel Software & Comp	FSCSX	13.9	-61.6	09/02	28.0	17.6	23.1	5	0.39	0.62	0.47	5	5	5	5	4
EQ	Technology	Waddell & Reed Sci & Tech A	UNSCX	13.8	-56.9	09/02	21.5	13.2	24.2	5	0.50	0.81	0.44	5	5	4	4	5
EQ	Technology	Colum Seligman Comms & Info A	SLMCX	12.0	-68.7	09/02	26.6	17.6	30.4	5	0.33	0.51	0.29	4	5	3	2	1
EQ	Technology	Fidelity Select Computers	FDCPX	12.2	-80.2	09/02	30.2	20.3	46.4	5	0.30	0.45	0.20	3	4	5	4	3
EQ	Technology	Fidelity Select Electronics	FSELX	11.9	-79.5	09/02	33.7	22.3	48.0	5	0.26	0.39	0.18	2	1	2	1	2
EQ	Technology	Fidelity Select Technology	FSPTX	11.2	-81.5	09/02	30.9	20.4	47.8	5	0.26	0.40	0.17	2	3	4	4	3
EQ	Technology	DWS Technology A	KTCAX	7.3	-79.9	09/02	27.5	18.7	49.5	5	0.15	0.23	0.09	1	1	2	3	1
EQ	Technology	T. Rowe Price Science & Tech	PRSCX	7.3	-83.1	09/02	29.2	20.4	52.2	5	0.14	0.21	0.08	1	2	3	2	2
EQ	Technology	Invesco Technology Investor	FTCHX	6.9	-85.6	09/02	29.1	20.0	58.1	5	0.13	0.19	0.07	1	2	3	3	2
EQ	Utilities	MFS Utilities A	MMUFX	11.3	-50.0	09/02	14.2	9.9	17.1	4	0.58	0.83	0.48	5	5	3	2	2
EQ	Utilities	Hennessy Gas Utility Idx Inv	GASFX	10.0	-40.8	02/03	14.3	9.8	13.4	4	0.48	0.70	0.51	5	5	5	5	5
EQ	Utilities	Franklin Utilities A	FKUTX	8.0	-35.1	02/09	12.6	8.8	10.5	4	0.39	0.55	0.46	5	4	5	5	3
EQ	Utilities	Prudential Jennison Utility B	PRUTX	9.1	-55.0	02/09	15.4	11.0	20.0	5	0.39	0.54	0.30	3	2	2	3	5
EQ	Utilities	American Cent Utilities Inv	BULIX	7.8	-50.0	09/02	13.4	9.3	18.2	4	0.35	0.51	0.26	3	3	3	4	3
EQ	Utilities	Fidelity Sel Utilities Port	FSUTX	8.0	-62.7	09/02	15.4	11.2	25.8	5	0.32	0.44	0.19	2	2	3	5	5
EQ	Utilities	Fid Telecom and Utilities	FIUIX	7.4	-61.6	09/02	14.7	10.9	25.9	5	0.29	0.40	0.17	1	1	3	5	5
EQ	Utilities	Invesco Dividend Income Inv	FSTUX	7.1	-56.9	09/02	13.5	10.0	23.3	5	0.30	0.40	0.17	1	2	2	4	4
EQ	Utilities	Putnam Global Utilities A	PUGIX	5.3	-46.4	09/02	12.8	9.2	19.3	5	0.18	0.24	0.12	1	1	1	1	1
EQ	World Stock	Mutual Global Discy Z	MDISX	11.9	-31.2	02/09	10.8	7.3	8.5	4	0.81	1.21	1.03	5	5	5	4	5
EQ	World Stock	Amer Fds Capital World G/I A	CWGIX	10.6	-50.8	02/09	14.5	10.1	13.1	5	0.52	0.75	0.58	5	4	2	2	3
EQ	World Stock	Mutual Quest Z	MQIFX	10.5	-31.7	02/09	11.1	7.6	8.4	4	0.67	0.98	0.89	5	5	5	4	5
EQ	World Stock	Amer Fds New Perspective A	ANWPX	10.2	-49.1	02/09	15.3	10.5	14.7	5	0.47	0.68	0.49	5	5	3	3	2
EQ	World Stock	Oppenheimer Global Oppor A	OPGIX	11.3	-58.7	03/03	21.7	13.9	21.6	5	0.38	0.59	0.38	4	5	5	2	1
EQ	World Stock	Oppenheimer Global A	OPPAX	10.4	-53.6	02/09	17.8	12.0	16.5	5	0.41	0.60	0.44	4	4	3	2	2
EQ	World Stock	Third Avenue Value Instl	TAVFX	9.5	-58.2	02/09	16.8	11.7	16.2	5	0.38	0.55	0.40	4	2	2	2	5
EQ	World Stock	Templeton World A	TEMWX	8.5	-52.0	02/09	15.8	11.0	14.7	5	0.34	0.49	0.37	4	3	3	2	2
EQ	World Stock	MFS Global Eqty B	MWEBX	8.3	-48.7	02/09	14.7	10.3	14.1	5	0.35	0.50	0.37	4	5	4	4	4
EQ	World Stock	DWS Global Small Cap Growth S	SGSCX	9.6	-59.7	02/09	20.0	13.9	22.9	5	0.32	0.47	0.28	3	4	3	3	3
EQ	World Stock	Wells Fargo Adv Global Opps A	EKGAX	9.4	-54.2	02/09	20.8	14.0	22.4	5	0.30	0.45	0.28	3	5	3	2	2
EQ	World Stock	Templeton Growth A	TEPLX	8.0	-56.7	02/09	15.8	11.2	16.1	5	0.31	0.44	0.30	3	2	2	2	2
EQ	World Stock	Fidelity Worldwide	FWWFX	8.0	-53.1	02/09	16.0	11.5	16.0	5	0.31	0.43	0.31	3	4	3	3	4
EQ	World Stock	USAA World Growth	USAWX	7.7	-48.0	02/09	15.5	11.2	17.3	5	0.30	0.41	0.27	3	5	5	4	5
EQ	World Stock	API Efficient Fr Cp Inc A	APIGX	6.9	-56.0	02/09	16.6	11.9	16.8	5	0.23	0.32	0.23	3	3	3	4	3
EQ	World Stock	Amer Fds SMALLCAP World A	SMCWX	8.8	-59.7	02/09	19.7	14.0	25.1	5	0.29	0.41	0.23	2	4	3	2	2
EQ	World Stock	DWS Global Growth S	SCOBX	7.5	-59.5	02/09	16.4	12.0	19.4	5	0.27	0.37	0.23	2	2	2	2	3

EQ	World Stock	VALIC Co I Glob Social Aw	VC SOX	7.2	-54.6	02/09	15.9	11.4	19.1	5	0.26	0.36	0.22	2	2	3	3	4
EQ	World Stock	Virtus Global Oppor A	NWVOX	7.2	-55.5	02/09	15.4	11.2	20.7	5	0.27	0.36	0.20	2	2	2	5	3
EQ	World Stock	Templeton Global Oppor A	TEGOX	7.1	-54.5	02/09	16.7	11.9	18.0	5	0.24	0.34	0.22	2	3	2	2	2
EQ	World Stock	Morgan Stanley Global Infra B	UTLBX	7.0	-47.7	02/09	13.4	9.4	17.8	4	0.29	0.42	0.22	2	5	5	5	5
EQ	World Stock	Templeton Global Smer Comp A	TEMGX	6.9	-63.3	02/09	18.3	13.3	18.1	5	0.21	0.28	0.21	2	3	3	2	2
EQ	World Stock	FPA Paramount	FPRAX	6.6	-47.6	02/09	17.8	12.6	20.1	5	0.20	0.28	0.17	2	5	5	4	4
EQ	World Stock	ING Temp Glob Grth Port S	ISGGX	6.3	-52.8	02/09	17.7	12.2	19.7	5	0.18	0.26	0.16	2	3	3	3	4
EQ	World Stock	JHVIT Global Trust Ser I	JFEGX	6.2	-52.8	02/09	15.8	11.3	16.4	5	0.20	0.28	0.19	2	2	3	3	4
EQ	World Stock	API Efficient Frontier Grth L	APITX	6.2	-61.0	02/09	19.1	13.9	23.7	5	0.16	0.22	0.13	2	2	3	4	3
EQ	World Stock	Highland Global Select Eqty A	HGMAX	5.6	-55.1	02/09	16.4	12.0	21.7	5	0.15	0.21	0.12	2	1	1	2	2
EQ	World Stock	First Investors Global A	FIISX	5.5	-52.6	02/09	16.0	11.6	20.4	5	0.15	0.21	0.12	2	2	2	2	1
EQ	World Stock	AlliBern Global Thematic Gr A	ALTFX	7.5	-76.6	09/02	27.2	18.6	46.4	5	0.16	0.24	0.10	1	1	2	1	1
EQ	World Stock	Colum Global Eqty A	IGLGX	4.7	-57.0	09/02	17.4	12.6	26.7	5	0.09	0.13	0.06	1	2	2	2	1
EQ	World Stock	New Alternatives	NALFX	4.5	-54.9	02/09	20.3	14.8	24.8	5	0.07	0.09	0.06	1	1	1	1	1
EQ	World Stock	U.S. GI Invs GI MegaTrends	MEGAX	4.3	-57.0	02/09	16.9	12.6	21.1	5	0.07	0.10	0.06	1	1	1	1	2
EQ	World Stock	Legg Mason Batterym Glob Eq A	CFIPX	3.7	-57.3	02/09	16.0	11.8	27.1	5	0.04	0.05	0.02	1	1	1	2	2
EQ	Large Blend	Index	SP500	8.5	-50.9	02/09	15.2	10.7	17.5	4	0.36	0.51	0.31	3	3	4	4	4
		Index	TBill	3.1	0.0	04/93	0.6	0.0	0.0	1	0.00							

Oldest share class only, excludes money mkt, bear, trading, vol, and spl commod funds. Based on monthly total returns from Morningstar database in Steele Mutual Fund Expert.

MFO Fund Ratings 10-Year Funds (Through 1st Quarter 2013)	Risk Group	Risk Temperament	Risk versus Market	Return Group	Return Percentile Rank	
	1	Very Conservative	0 - 20%	5	80 - 100	
	2	Conservative	20 - 50%	4	60 - 80	
	3	Moderate	50 - 75%	3	40 - 60	
	4	Aggressive	75 - 125%	2	20 - 40	
	5	Very Aggressive	Above 125%	1	0 - 20	

MFO 10-Year Great Owl Funds...Top Return Group Past 10, 5, and 3 Years

Type	Category	Name	Symbol	APR	Date			Ulcer Index	Risk Group	Sharpe Ratio	Sortino Ratio	Martin Ratio	Return Group				
					MAXDD	MAXDD	STDEV						DSDEV	10Y	5Y	3Y	1Y
FI	High Yld Bond	Ivy High Income C	WRHIX	8.9	-25.6	11/08	8.1	5.7	4.9	3	0.89	1.26	1.47	5	5	5	5
FI	High Yld Bond	WF Adv S/T Hi-Yld Bd Inv	STHBX	4.9	-10.5	11/08	3.7	2.7	1.7	2	0.86	1.20	1.93	5	5	5	4
FI	Interm Gov	PIMCO GNMA Instl	PDMIX	5.7	-2.3	10/08	2.6	1.4	0.5	1	1.55	2.75	8.71	5	5	5	4
FI	Interm Gov	PACE Gov Secs Fixed Income P	PCGTX	4.9	-2.4	10/08	2.6	1.6	0.6	1	1.20	1.93	5.59	5	5	5	3
FI	Interm Gov	DWS GNMA S	SGINX	4.7	-2.0	10/08	2.5	1.5	0.5	1	1.18	1.96	5.94	5	5	5	4
FI	Interm Gov	T. Rowe Price Summit GNMA	PRSUX	4.6	-2.0	07/03	2.5	1.5	0.5	1	1.14	1.99	5.87	5	5	5	3
FI	Int-Tm Bond	TCW Tot Return Bond I	TGLMX	7.1	-2.3	05/04	3.3	1.5	0.6	2	1.66	3.67	9.67	5	5	5	5
FI	Int-Tm Bond	Commerce Bond	CFBNX	5.8	-5.5	10/08	3.5	2.2	1.1	2	1.18	1.89	3.63	5	5	5	5
FI	Int-Tm Bond	PIMCO Mort-Backed Sec Instl	PTRIX	5.7	-4.0	11/08	3.0	1.8	0.8	2	1.31	2.21	5.05	5	5	5	3
FI	Int-Tm Bond	JPMorgan Mort-Backed Sec A	OMBAX	5.1	-2.8	10/08	2.5	1.4	0.7	1	1.35	2.45	5.24	5	5	5	2
FI	Long Gov	iShs Barclays 7-10 Year Treas	IEF	5.9	-6.5	06/09	6.9	4.2	2.6	2	0.61	0.99	1.61	5	5	5	5
FI	Muni Calif Int	CNI Charter CA Tax Ex Bd Ser	CNTIX	3.4	-3.4	07/03	3.1	2.2	0.9	2	0.54	0.79	1.90	5	5	5	3
FI	Muni Calif Lg	Northern CA Tax-Exempt	NCATX	5.3	-7.2	01/11	5.6	3.8	2.0	2	0.64	0.95	1.75	5	5	5	3
FI	Muni High Yld	Ivy Municipal High Income I	WYMHX	6.5	-19.3	12/08	6.0	3.9	3.8	2	0.80	1.24	1.28	5	5	5	3
FI	Muni Mass	Vanguard MA Tax-Exempt Inv	VMATX	4.6	-5.3	02/08	4.8	3.4	1.6	2	0.60	0.86	1.78	5	5	5	5
FI	Muni Mass	SEI Tax-Exempt MA Muni Bond A	SMAAX	4.3	-4.3	01/11	4.3	2.9	1.4	2	0.59	0.90	1.85	5	5	5	4
FI	Muni Minn	Nuveen Minn Inter Muni Bd A	FAMAX	3.9	-5.4	10/08	3.9	2.5	1.2	2	0.57	0.87	1.79	5	5	5	3
FI	Muni Nat Int	Commerce Natl Tax Free Int Bd	CFNLX	4.7	-4.8	10/08	4.0	2.7	1.3	2	0.74	1.13	2.34	5	5	5	4
FI	Muni Nat Int	BMO Intermediate Tax-Free Y	MITFX	4.7	-5.0	10/08	3.7	2.5	1.2	2	0.80	1.20	2.47	5	5	5	4
FI	Muni Nat Lg	Fidelity Tax-Free Bond	FTABX	5.2	-6.1	11/08	4.9	3.3	1.7	2	0.72	1.05	2.04	5	5	5	5
FI	Muni NY Int	SEI Tax-Exempt NY Muni Bond	SENYX	3.9	-4.1	07/03	3.9	2.5	1.2	2	0.57	0.88	1.83	5	5	5	5
FI	Muni NY Int	Thornburg NY Inter Muni A	THNYX	3.7	-3.8	01/11	3.5	2.2	1.0	2	0.57	0.89	1.93	5	5	5	4
FI	Muni Ohio	Johnson Municipal Income	JMUNX	3.6	-3.4	01/11	3.2	2.0	0.9	2	0.59	0.93	2.10	5	5	5	5
FI	Muni Penn	PNC PA Interm Municipal I	PIBIX	3.9	-4.0	01/11	3.8	2.5	1.2	2	0.58	0.88	1.91	5	5	5	4
FI	Muni Sing St In	Wells Far Adv WI Tax-Free Inv	SWFRX	4.3	-3.8	10/08	3.6	2.4	1.1	2	0.72	1.07	2.37	5	5	5	4
FI	Muni Sing St In	Sterling Cap WV Int Tx-Free I	OWVAX	4.2	-3.4	10/08	3.6	2.4	1.1	2	0.69	1.04	2.34	5	5	5	4
FI	Muni Sing St In	Commerce KS Tax Free Int Bd	KTXIX	4.1	-3.6	07/03	3.6	2.4	1.1	2	0.67	1.00	2.24	5	5	5	4
FI	Muni Sing St In	Commerce MO Tax-Free Int Bd	CFMOX	4.1	-3.7	01/11	3.6	2.4	1.1	2	0.67	0.99	2.20	5	5	5	4
FI	Muni Sing St Lg	AlliBern Muni Inc Virginia A	AVAAX	4.7	-6.9	11/08	4.2	2.7	1.5	2	0.72	1.11	2.02	5	5	5	3
FI	Muni Sing St Lg	Fidelity Arizona Muni Inc	FAZAX	4.6	-6.2	10/08	4.8	3.4	1.7	2	0.59	0.85	1.66	5	5	5	5
FI	Muni Sing St Lg	Northern AZ Tax-Exempt	NOAZX	4.5	-6.1	01/11	4.8	3.3	1.7	2	0.57	0.83	1.65	5	5	5	5
FI	Short-Tm Bd	Frost Low Duration Bond Inst	FILDY	3.9	-2.7	11/08	2.1	1.2	0.6	1	1.01	1.74	3.53	5	5	5	5
FI	Ultrashort Bd	RidgeWor US Gv Sec Ult-Sh Bd	SIGVX	2.8	-0.5	08/03	0.8	0.4	0.1	1	1.42	3.10	12.43	5	5	5	2
FI	World Bond	Dreyfus/Standish Gl Fx Inc I	SDGIX	6.5	-2.6	05/04	3.4	1.7	0.7	2	1.41	2.89	6.63	5	5	5	5
AA	Aggress Alloc	VALIC Co II Agrsv Grth Lifest	VAGLX	10.2	-44.3	02/09	13.2	9.1	13.2	4	0.64	0.93	0.64	5	5	5	4
AA	Aggress Alloc	Value Line Asset Allocation	VLAAX	8.9	-39.9	02/09	11.5	8.1	12.1	4	0.63	0.89	0.60	5	5	5	5
AA	Conserv Alloc	Mann & Nap Pro-Blnd Cnsvr Tm	EXDAX	6.2	-10.4	02/09	4.6	2.9	2.0	2	0.97	1.53	2.20	5	5	5	5
AA	Convertibles	AllianzGI Convertible Inst	ANNPX	11.1	-34.8	11/08	12.6	8.5	9.4	4	0.74	1.10	0.99	5	5	5	4
AA	Mod Alloc	Villere Balanced Inv	VILLX	10.5	-40.7	02/09	14.1	9.3	11.0	4	0.62	0.94	0.80	5	5	5	5

AA	Mod Alloc	Hennessy Eqty and Income Inst	HEIIX	10.0	-31.2	02/09	8.8	5.9	7.8	3	0.95	1.41	1.06	5	5	5	5
AA	Mod Alloc	Tributary Balanced Instl	FOBAX	9.2	-35.0	02/09	11.1	7.5	8.4	4	0.68	1.00	0.89	5	5	5	2
AA	Mod Alloc	Mgrs AMG Chicago Eq Part Bal	MBEAX	8.4	-28.4	02/09	8.8	5.9	6.6	3	0.75	1.13	1.00	5	5	5	4
AA	World Alloc	PIMCO All Asset Instl	PAAIX	8.0	-23.6	11/08	9.4	6.6	5.3	3	0.68	0.96	1.20	5	5	5	5
EQ	China Region	iShs MSCI Hong Kong Index	EWI	14.0	-55.2	02/09	21.7	14.1	19.2	5	0.57	0.87	0.64	5	5	5	5
EQ	Commod Brd	PIMCO Com Real Ret Strat Instl	PCRIX	7.2	-60.4	02/09	21.6	15.9	25.3	5	0.25	0.34	0.22	5	5	5	5
EQ	Commun	T. Rowe Price Media & Telecom	PRMTX	18.9	-54.0	02/09	19.7	12.9	16.0	5	0.87	1.33	1.08	5	5	5	3
EQ	Consum Def	Cons Staples Select Sect SPDR	XLP	10.5	-27.8	02/09	10.2	6.6	6.3	4	0.86	1.32	1.40	5	5	5	5
EQ	Divers EMs	Delaware Pooled EMs	DPEMX	19.6	-54.5	02/09	21.3	13.9	14.8	5	0.84	1.29	1.21	5	5	5	4
EQ	Divers EMs	Invesco Developing Markets A	GTDDX	19.0	-59.4	02/09	21.9	14.7	17.9	5	0.79	1.18	0.97	5	5	5	3
EQ	Divers EMs	Virtus Emerging Mrkts Oppor I	HIEMX	18.6	-53.3	02/09	20.1	13.4	16.9	5	0.84	1.26	1.00	5	5	5	5
EQ	Eq Prec Met	Tocqueville Gold	TGLDX	14.6	-61.2	10/08	32.4	20.7	17.3	5	0.40	0.62	0.74	5	5	5	3
EQ	Eq Prec Met	First Eagle Gold A	SGGD	11.7	-46.3	10/08	27.6	17.6	13.4	5	0.36	0.57	0.75	5	5	5	2
EQ	Europe Stock	iShs MSCI Switzerland Cap Idx	EWL	12.8	-46.5	02/09	16.7	11.2	13.7	5	0.66	0.99	0.81	5	5	5	5
EQ	Financial	LM Inv Counsel Fincl Svcs A	SBFAX	7.2	-45.5	02/09	13.6	9.7	17.7	5	0.40	0.57	0.31	5	5	5	4
EQ	Foreign Lg Bld	Artisan International Val Inv	ARTKX	15.7	-47.0	02/09	16.5	10.6	12.9	5	0.85	1.33	1.09	5	5	5	5
EQ	Foreign Lg Bld	First Eagle Overseas A	SGOVX	12.6	-32.1	02/09	11.8	7.6	8.6	4	0.92	1.43	1.27	5	5	5	2
EQ	Foreign Lg Grw	MassMutual Premier Inter Eq S	MIEDX	14.0	-54.6	02/09	18.8	12.5	19.1	5	0.66	0.99	0.64	5	5	5	4
EQ	Foreign Lg Val	AllianzGI NFJ Inter Val Instl	ANJIX	15.3	-57.2	02/09	20.5	14.2	19.4	5	0.66	0.96	0.70	5	5	5	4
EQ	Foreign Lg Val	MFS International Value A	MGIAX	11.6	-48.8	02/09	15.5	10.6	14.5	4	0.64	0.94	0.68	5	5	5	4
EQ	Foreign Lg Val	Tweedy, Browne Global Value	TBGVX	11.3	-47.1	02/09	12.9	9.0	14.8	4	0.74	1.06	0.64	5	5	5	5
EQ	Foreign S/M Bl	Franklin Intl Sm Cap Grth Adv	FKSCX	18.4	-48.0	02/09	18.0	11.5	14.2	5	0.92	1.44	1.17	5	5	5	5
EQ	Foreign S/M VI	Brandes Inter Sm Cap Eqty I	BISMX	15.3	-61.8	02/09	22.4	13.1	18.2	5	0.61	1.04	0.75	5	5	5	5
EQ	Foreign S/M VI	Temp Ins For Smer Co Ser Adv	TFSCX	14.9	-57.7	02/09	19.7	13.8	17.3	5	0.67	0.96	0.77	5	5	5	4
EQ	Global Real Est	Invesco Global Real Est Inc A	ASRAX	10.7	-53.5	02/09	18.4	13.3	15.4	5	0.49	0.68	0.58	5	5	5	2
EQ	Large Blend	Yacktman Foc Svc	YAFFX	13.0	-38.3	02/09	15.9	9.3	7.6	4	0.71	1.21	1.48	5	5	5	5
EQ	Large Blend	PIMCO StocksPLUS Abs Ret Instl	PSPTX	11.1	-56.4	02/09	17.3	12.0	16.0	4	0.54	0.78	0.58	5	5	5	5
EQ	Large Blend	BBH Core Select N	BBTEX	10.8	-37.1	02/09	12.8	8.6	8.6	4	0.71	1.06	1.05	5	5	5	5
EQ	Large Blend	First Eagle US Value A	FEVAX	9.8	-31.7	02/09	10.6	7.2	7.8	4	0.76	1.13	1.04	5	5	5	1
EQ	Large Blend	Marathon Value Portfolio	MVPFX	9.4	-37.3	02/09	11.9	8.0	10.0	4	0.64	0.96	0.77	5	5	5	4
EQ	Large Growth	Wells Fargo Adv Grth Inv	SGROX	12.6	-48.4	02/09	17.1	11.4	14.6	5	0.64	0.96	0.75	5	5	5	2
EQ	Large Growth	PowerShs QQQ	QQQ	11.2	-49.8	02/09	18.6	12.5	14.9	5	0.51	0.76	0.64	5	5	5	2
EQ	Large Growth	Fidelity Foc Stock	FTQGX	11.1	-45.7	02/09	15.8	10.6	13.8	5	0.60	0.89	0.68	5	5	5	4
EQ	Large Growth	Laudus Grth Invs US Lg Cap Gr	LGILX	11.1	-45.3	02/09	16.2	11.0	13.0	5	0.58	0.86	0.72	5	5	5	2
EQ	Large Growth	Shelton Nasdaq-100 Idx Direct	NASDX	11.1	-49.7	02/09	18.5	12.4	14.8	5	0.50	0.76	0.63	5	5	5	2
EQ	Large Growth	VALIC Co I NASDAQ-100 Index	VCNIX	10.9	-50.2	02/09	18.6	12.5	15.1	5	0.49	0.73	0.60	5	5	5	2
EQ	Large Growth	Touchstone Sands Cp Sel Grth	PTSGX	10.8	-54.6	02/09	18.7	12.8	16.4	5	0.48	0.71	0.55	5	5	5	2
EQ	Large Growth	USAA NASDAQ-100 Index	USNQX	10.5	-50.2	02/09	18.7	12.6	15.3	5	0.47	0.70	0.58	5	5	5	2
EQ	Large Growth	Delaware Select Growth A	DVEAX	10.5	-54.2	02/09	17.9	11.9	15.9	5	0.49	0.74	0.55	5	5	5	1
EQ	Large Growth	Rydex NASDAQ-100 Inv	RYOCX	10.1	-50.3	02/09	18.6	12.6	15.4	5	0.45	0.67	0.55	5	5	5	2
EQ	Large Growth	Brown Advisory Grth Eqty Inv	BIAGX	10.1	-46.4	02/09	16.4	10.9	13.1	5	0.51	0.77	0.64	5	5	5	2
EQ	Large Growth	LKCM Eqty Instl	LKEQX	9.4	-44.8	02/09	14.3	9.8	12.5	5	0.54	0.79	0.61	5	5	5	5
EQ	Large Value	SunAmerica Foc Div Strategy A	FDSAX	10.4	-52.6	02/09	16.4	10.6	13.3	4	0.53	0.82	0.66	5	5	5	3
EQ	Large Value	CNI Charter Div & Income N	RIMHX	9.7	-40.8	02/09	11.7	8.3	11.4	4	0.68	0.97	0.70	5	5	5	5
EQ	Large Value	American Cent Eqty Income Inv	TWEIX	8.8	-34.3	02/09	10.6	7.3	10.1	4	0.67	0.97	0.70	5	5	5	5
EQ	Latin Amer St	iShs MSCI Mexico Cap Inv Mkt	EWV	21.9	-60.9	02/09	24.3	16.1	16.7	5	0.83	1.26	1.21	5	5	5	5
EQ	Long/Short Eq	Robeco Long/Short Eq I	BPLSX	12.7	-34.3	02/09	14.3	8.3	7.6	4	0.77	1.33	1.45	5	5	5	5
EQ	Mid-Cap Grw	EV Atlanta Cap SMID-Cap I	EISMX	14.1	-38.5	02/09	16.8	10.7	9.2	4	0.74	1.15	1.35	5	5	5	5
EQ	Mid-Cap Grw	Hennessy Focus Investor	HFCSX	14.0	-45.9	02/09	17.4	10.8	13.2	5	0.71	1.14	0.93	5	5	5	5
EQ	Mid-Cap Grw	ING MidCap Oppor Port I	IIMOX	12.7	-45.1	02/09	17.2	11.5	12.4	5	0.64	0.95	0.88	5	5	5	3
EQ	Mid-Cap Grw	Principal MidCap R2	PMBNX	12.2	-45.4	02/09	14.9	10.4	12.7	4	0.70	1.01	0.83	5	5	5	5

EQ	Mid-Cap Val	Artisan Mid Cap Value Inv	ARTQX	14.1	-45.2	02/09	17.1	11.3	11.9	5	0.73	1.10	1.04	5	5	5	3
EQ	Mid-Cap Val	Nicholas Eqty Income I	NSEIX	12.6	-40.9	02/09	13.5	8.9	9.9	4	0.80	1.22	1.10	5	5	5	5
EQ	Mrkt Neutral	Gabelli ABC AAA	GABCX	4.6	-6.5	10/08	3.2	2.1	1.4	2	0.91	1.38	2.06	5	5	5	4
EQ	Pac/Asia x-J St	Matthews Asian Grth & Inc Inv	MACSX	14.9	-38.1	02/09	14.2	9.8	10.1	4	0.93	1.35	1.31	5	5	5	5
EQ	Pac/Asia x-J St	iShs MSCI Malaysia Index	EWM	14.7	-44.9	11/08	17.7	11.0	12.9	4	0.74	1.18	1.01	5	5	5	2
EQ	Real Estate	Fidelity Real Est Income	FRIFX	8.4	-38.6	02/09	9.7	7.2	10.6	3	0.69	0.93	0.63	5	5	5	5
EQ	Small Blend	Fidelity Small Cap Discy	FSCRX	14.4	-49.7	02/09	20.1	13.2	12.9	5	0.63	0.96	0.99	5	5	5	5
EQ	Small Blend	Hnk Hrз Burkenroad Sm Cap A	HHBUX	14.2	-41.8	02/09	17.9	11.7	10.6	4	0.70	1.07	1.18	5	5	5	4
EQ	Small Blend	Homestead Small Company Stock	HSCSX	13.7	-49.6	02/09	19.3	11.9	12.8	5	0.62	1.01	0.93	5	5	5	5
EQ	Small Blend	TETON Westwood Mighty Mites A	WEMMX	12.4	-37.5	02/09	13.8	8.7	10.2	5	0.78	1.23	1.05	5	5	5	4
EQ	Small Growth	JPMorgan Small Cap Eqty A	VSEAX	14.6	-42.5	02/09	16.7	10.9	11.6	4	0.77	1.18	1.11	5	5	5	5
EQ	Small Growth	TimesSquare Sm Cap Grth Instl	TSCIX	13.6	-44.3	02/09	17.2	11.4	12.5	5	0.69	1.04	0.95	5	5	5	5
EQ	Small Growth	SPDR S&P 600 Sm Cap Grth ETF	SLYG	13.3	-54.1	02/09	20.2	13.5	15.4	5	0.57	0.86	0.75	5	5	5	5
EQ	Small Growth	T. Rowe Price Insl Sm-Cap Stk	TRSSX	13.0	-50.2	02/09	19.0	12.6	14.2	5	0.60	0.90	0.79	5	5	5	5
EQ	Small Growth	T. R Pr Divr Sm Cap Grth	PRDSX	12.0	-48.7	02/09	19.2	12.9	14.3	5	0.54	0.80	0.72	5	5	5	4
EQ	Small Growth	Conestoga Small Cap	CCASX	12.0	-42.3	02/09	17.5	11.4	11.6	4	0.59	0.90	0.88	5	5	5	5
EQ	Technology	Fidelity Select IT Services	FBSOX	14.4	-39.3	01/09	18.3	12.2	10.8	5	0.69	1.05	1.18	5	5	5	5
EQ	Technology	Ivy Science & Technology C	WSTCX	13.0	-36.4	11/08	16.0	10.3	10.6	5	0.70	1.10	1.07	5	5	5	5
EQ	World Stock	M Stan Ins Gbl Franchise I	MSFAX	13.0	-40.2	02/09	13.2	8.7	10.7	5	0.85	1.30	1.05	5	5	5	4
EQ	World Stock	ING Morg Stan Gbl Fran Pt S	IVGTX	12.6	-40.4	02/09	13.2	8.7	10.8	5	0.82	1.25	1.01	5	5	5	4

Type	Category	Name	Symbol	APR	Date		STDEV	DSDEV	Ulcer Index	Risk Group	Sharpe Ratio	Sortino Ratio	Martin Ratio	Return Group			
					MAXDD	MAXDD								10Y	5Y	3Y	1Y
FI	Bank Loan	Cred Suis Float Rate Hi Inc A	CHIAX	7.5	-34.6	11/08	9.8	7.3	7.5	3	0.59	0.79	0.76	5	4	5	2
FI	Bank Loan	Fid Adv Float Rate Hi Inc A	FFRAX	4.2	-18.2	11/08	5.7	4.3	3.4	2	0.44	0.57	0.73	5	5	2	1
FI	Bank Loan	Oppen Senior Floating Rate A	OOSAX	5.3	-30.9	12/08	7.4	5.7	7.5	3	0.49	0.64	0.49	4	3	5	2
FI	Bank Loan	Eaton Vance Floating Rate I	EIBLX	4.6	-31.2	12/08	7.9	6.2	6.6	3	0.36	0.47	0.43	3	3	5	4
FI	Bank Loan	Fkln FI Rate Daily Access A	FAFRX	3.7	-23.8	12/08	6.4	5.1	5.0	3	0.31	0.38	0.39	3	2	2	2
FI	Bank Loan	ING Senior Income A	XSIAX	4.6	-42.4	12/08	10.8	8.5	9.8	4	0.26	0.33	0.29	2	2	1	4
FI	Bank Loan	Invesco Floating Rate A	AFRAX	4.4	-35.3	12/08	8.6	6.8	7.9	3	0.31	0.40	0.34	2	2	3	3
FI	Bank Loan	Eaton V Float-Rate & Hi Inc B	EBFHX	4.3	-32.9	12/08	8.2	6.4	7.3	3	0.31	0.40	0.35	2	3	4	4
FI	Bank Loan	SunAmerica Senior FI Rate C	NFRCX	4.2	-40.1	12/08	10.0	7.7	9.4	4	0.25	0.33	0.27	2	1	1	4
FI	Bank Loan	Highland Float Rate Oppor A	HFRAX	2.9	-47.5	03/09	9.9	8.7	21.4	5	0.12	0.14	0.06	1	1	1	5
FI	EMs Bond	TCW Emerging Markets Income I	TGEIX	12.1	-23.5	10/08	10.0	7.2	4.1	3	1.04	1.44	2.54	5	5	3	4
FI	EMs Bond	MFS Emerging Markets Db A	MEDAX	10.5	-21.8	10/08	9.4	6.7	3.9	3	0.93	1.31	2.27	5	5	3	2
FI	EMs Bond	SEI Instl Intl Tr EMs Dbt A	SITEX	11.7	-26.6	10/08	10.7	7.9	5.4	4	0.93	1.26	1.83	4	3	4	4
FI	EMs Bond	Fidelity New Markets Income	FNMIX	11.6	-26.1	10/08	10.5	7.6	5.1	3	0.94	1.30	1.95	4	4	5	4
FI	EMs Bond	T. Rowe Price EMs Bond	PREMX	11.1	-23.9	11/08	10.1	7.3	5.0	3	0.93	1.29	1.90	4	3	4	3
FI	EMs Bond	Fidelity Advisor EMs Inc T	FAEMX	10.8	-25.6	10/08	10.4	7.4	5.0	3	0.88	1.22	1.83	4	4	4	3
FI	EMs Bond	Payden Emerging Markets Bond	PYEMX	10.1	-21.3	10/08	9.4	6.6	4.1	3	0.90	1.27	2.04	4	5	4	4
FI	EMs Bond	Western Asset EMs Db I	SEMDX	11.0	-28.0	10/08	11.1	8.1	5.7	4	0.83	1.14	1.63	3	3	4	3
FI	EMs Bond	MainStay Global High Income A	MGHAX	10.4	-26.3	10/08	10.4	7.7	4.9	3	0.84	1.13	1.77	3	3	3	3
FI	EMs Bond	PIMCO Emerging Markets Bond A	PAEMX	9.7	-24.8	10/08	9.6	7.1	4.9	3	0.83	1.12	1.64	3	3	4	3
FI	EMs Bond	GMO Emerging Country Db III	GMCDX	14.1	-34.8	11/08	12.4	9.3	8.8	4	1.00	1.33	1.40	2	2	5	4
FI	EMs Bond	Fed Emerging Market Db A	IHIAX	10.5	-30.7	10/08	11.5	8.6	6.0	4	0.76	1.01	1.45	2	2	4	2
FI	EMs Bond	Morg Stan Ins EM Dom Db I	MSIEX	9.5	-22.7	02/09	11.5	8.1	5.5	4	0.68	0.96	1.41	2	2	1	2
FI	EMs Bond	JPMorgan EMs Db Sel	JEMDX	10.3	-34.8	10/08	12.4	9.9	7.9	4	0.70	0.88	1.10	1	1	5	4
FI	EMs Bond	DWS Enhanced EMs Fixed Inc S	SCEMX	8.9	-32.4	10/08	12.1	9.6	7.2	4	0.60	0.75	1.00	1	1	1	4
FI	High Yld Bond	Loomis Sayles Instl High Inc	LSHIX	12.3	-31.7	11/08	10.9	7.4	7.0	3	0.97	1.43	1.50	5	3	1	3
FI	High Yld Bond	Delaware Pooled High-Yield Bd	DPHYX	11.3	-30.3	11/08	10.3	7.1	6.2	3	0.94	1.36	1.54	5	5	3	3
FI	High Yld Bond	Principal High Yield A	CPHYX	10.1	-26.0	11/08	8.9	6.0	5.5	3	0.94	1.40	1.53	5	3	2	2

FI	High Yld Bond	Fed Instl High Yield Bd Instl	FIH BX	9.8	-28.7	11/08	9.2	6.6	5.5	3	0.87	1.23	1.46	5	4	5	4
FI	High Yld Bond	Artio Global High Income A	BJBHX	9.7	-26.3	11/08	9.6	6.6	5.8	3	0.84	1.21	1.39	5	3	1	3
FI	High Yld Bond	Metropolitan West Hi Yld Bd M	MWHYX	9.5	-25.3	11/08	8.6	5.6	5.0	3	0.91	1.40	1.55	5	5	1	3
FI	High Yld Bond	Calvert High Yield Bond I	CYBIX	9.4	-28.5	11/08	8.6	6.2	5.8	3	0.89	1.24	1.34	5	4	5	5
FI	High Yld Bond	AllianzGI High Yield Bd Inst	AYBIX	9.3	-26.9	11/08	9.1	6.4	4.9	3	0.83	1.18	1.53	5	5	4	4
FI	High Yld Bond	T. Rowe Price Instl High Yld	TRHYX	9.2	-25.4	11/08	8.5	6.0	5.3	3	0.87	1.23	1.39	5	5	3	3
FI	High Yld Bond	Ivy High Income C	WRHIX	8.9	-25.6	11/08	8.1	5.7	4.9	3	0.89	1.26	1.47	5	5	5	5
FI	High Yld Bond	Wells Fargo Adv High Inc Inv	STHYX	8.5	-22.9	11/08	7.6	5.3	4.4	3	0.90	1.29	1.54	5	5	4	5
FI	High Yld Bond	Harbor High-Yield Bond Instl	HYFAX	8.2	-18.8	11/08	7.0	4.9	3.7	2	0.92	1.31	1.74	5	5	4	2
FI	High Yld Bond	Madison High Income A	MHNAX	7.3	-20.2	11/08	7.3	5.2	3.9	2	0.76	1.07	1.43	5	5	3	1
FI	High Yld Bond	WF Adv S/T Hi-Yld Bd Inv	STH BX	4.9	-10.5	11/08	3.7	2.7	1.7	2	0.86	1.20	1.93	5	5	5	4
FI	High Yld Bond	MassMutual Premier High Yld Y	DLHYX	9.3	-25.6	11/08	8.0	5.6	5.9	3	0.95	1.36	1.29	4	5	5	5
FI	High Yld Bond	DWS Global High Income Inst	MGHYX	9.1	-29.4	11/08	9.0	6.4	6.3	3	0.82	1.15	1.16	4	3	4	2
FI	High Yld Bond	Lord Abbett High Yield A	LHYAX	9.0	-29.7	11/08	9.6	6.8	6.1	3	0.76	1.07	1.20	4	4	2	2
FI	High Yld Bond	JPMorgan High Yield A	OHYAX	9.0	-27.6	11/08	8.8	6.1	5.9	3	0.83	1.19	1.23	4	4	2	2
FI	High Yld Bond	Forward High Yield Bond Inst	AHBAX	8.7	-28.6	11/08	8.8	6.4	5.8	3	0.79	1.10	1.21	4	4	4	5
FI	High Yld Bond	Janus High-Yield D	JNHYX	8.5	-25.5	11/08	8.4	5.9	5.4	3	0.80	1.15	1.25	4	5	3	4
FI	High Yld Bond	Lazard US High Yield Instl	LZHYX	8.3	-26.1	11/08	8.2	5.9	5.1	3	0.80	1.10	1.29	4	3	5	3
FI	High Yld Bond	Northern High Yield Fixed Inc	NHFIX	8.1	-26.3	11/08	8.4	5.9	5.5	3	0.77	1.09	1.17	4	4	3	3
FI	High Yld Bond	American Cent High-Yield Inv	ABHIX	8.1	-24.8	11/08	8.3	5.8	4.9	3	0.77	1.10	1.31	4	4	3	3
FI	High Yld Bond	Dreyfus High Yld A	DPLTX	8.0	-26.4	11/08	9.1	6.4	5.2	3	0.70	1.00	1.23	4	3	1	1
FI	High Yld Bond	Buffalo High-Yield	BUFHX	7.8	-24.1	11/08	7.8	5.5	5.0	3	0.79	1.10	1.21	4	4	4	3
FI	High Yld Bond	Pax World Hi Yld Bd Ind Inv	PAXHX	7.8	-23.9	11/08	8.0	6.2	4.7	3	0.76	0.97	1.30	4	3	2	3
FI	High Yld Bond	USAA High Income	USHYX	9.6	-31.3	11/08	9.2	6.4	7.6	3	0.85	1.23	1.04	3	3	2	5
FI	High Yld Bond	Transam Part Instl Hi Yld Bd	DIHYX	9.5	-33.8	11/08	10.2	7.3	7.2	3	0.76	1.06	1.07	3	3	5	5
FI	High Yld Bond	Delaware High-Yield Oppor A	DHOAX	9.5	-32.0	11/08	10.2	7.3	7.0	3	0.76	1.06	1.11	3	3	2	1
FI	High Yld Bond	RidgeWorth High Income R	STHIX	9.4	-32.4	11/08	10.5	7.6	7.3	3	0.74	1.02	1.05	3	3	1	3
FI	High Yld Bond	BlkRk High Yield Bond Inv A	BHYAX	9.3	-32.0	11/08	9.6	7.0	7.4	3	0.79	1.09	1.03	3	3	2	3
FI	High Yld Bond	Transam Part High Yield Bond	DVHYX	9.2	-34.0	11/08	10.2	7.3	7.3	3	0.73	1.02	1.02	3	3	4	5
FI	High Yld Bond	CNI Charter Hi Yld Bd Ser	CHYIX	8.9	-30.6	11/08	9.1	6.7	6.8	3	0.79	1.08	1.06	3	3	5	5
FI	High Yld Bond	Hartford High Yield HLS IA	HIAYX	8.8	-29.6	11/08	9.1	6.6	6.3	3	0.78	1.08	1.12	3	4	4	3
FI	High Yld Bond	SSgA High Yield Bond Instl	SSHYX	8.7	-29.6	11/08	9.7	7.1	6.2	3	0.72	0.98	1.13	3	4	2	3
FI	High Yld Bond	Nationwide High Yield Bd Inst	GGYIX	8.5	-29.9	11/08	9.7	6.8	6.6	3	0.70	1.00	1.03	3	3	2	3
FI	High Yld Bond	Touchstone High Yield A	THYAX	8.0	-28.9	11/08	9.5	6.8	5.8	3	0.66	0.91	1.07	3	3	3	2
FI	High Yld Bond	RS High Yield A	GUHYX	7.8	-27.9	11/08	8.8	6.2	5.7	3	0.70	0.99	1.07	3	4	3	2
FI	High Yld Bond	RidgeWorth Seix High Yield I	SAMHX	7.4	-25.7	11/08	8.4	6.2	5.1	3	0.67	0.91	1.10	3	4	3	4
FI	High Yld Bond	Payden High Income	PYHRX	7.2	-26.2	11/08	8.4	6.2	5.3	3	0.65	0.89	1.03	3	3	4	3
FI	High Yld Bond	Western Asset High Yield I	WAHYX	9.1	-35.5	11/08	10.6	7.7	8.3	3	0.70	0.96	0.89	2	2	3	4
FI	High Yld Bond	VALIC Co II High Yield Bond	VCHYX	9.0	-34.7	11/08	10.0	7.6	8.4	3	0.73	0.97	0.87	2	1	3	4
FI	High Yld Bond	Mgrs High Yield Investor	MHHAX	8.9	-36.7	11/08	11.4	8.2	7.9	4	0.63	0.88	0.91	2	2	4	3
FI	High Yld Bond	Goldman Sachs High Yield A	GSHAX	8.7	-33.3	11/08	10.0	7.3	7.5	3	0.69	0.96	0.93	2	2	2	2
FI	High Yld Bond	Nuveen High Income Bond A	FJSIX	8.5	-34.8	11/08	10.8	7.9	7.6	4	0.63	0.87	0.90	2	2	1	1
FI	High Yld Bond	Consulting Group Hi Yld Invs	THYUX	8.5	-32.6	11/08	9.8	7.1	7.4	3	0.69	0.96	0.92	2	3	2	5
FI	High Yld Bond	Guggenheim High Yield A	SIHAX	8.5	-33.9	11/08	11.3	7.8	7.5	4	0.60	0.87	0.91	2	2	1	2
FI	High Yld Bond	Amer Beacon High Yld Bd Instl	AYBFX	7.9	-33.5	11/08	9.9	7.4	7.2	3	0.63	0.84	0.86	2	2	3	3
FI	High Yld Bond	Fidelity Advisor High Inc A	FHIAX	7.7	-28.8	11/08	9.1	6.8	6.0	3	0.65	0.88	0.99	2	2	3	2
FI	High Yld Bond	Hartford High Yield A	HAHAX	7.5	-30.4	11/08	9.1	6.7	6.8	3	0.64	0.88	0.86	2	2	2	1
FI	High Yld Bond	Virtus High Yield Income I	HHYIX	7.1	-28.5	11/08	8.2	6.1	6.2	3	0.65	0.88	0.86	2	2	5	3
FI	High Yld Bond	Pioneer Global High Yield A	PGHYX	9.4	-38.2	12/08	11.9	8.8	9.7	4	0.64	0.87	0.79	1	1	1	1
FI	High Yld Bond	SEI Instl Mgd High-Yield Bd A	SHYAX	8.7	-35.2	11/08	10.0	7.5	8.4	3	0.70	0.93	0.83	1	2	4	5
FI	High Yld Bond	MFS High Yield Oppor A	MHOAX	8.0	-37.8	11/08	11.0	8.3	9.1	4	0.57	0.76	0.69	1	1	2	1

FI	High Yld Bond	Pioneer High Yield A	TAHYX	8.0	-39.0	12/08	12.1	8.8	9.9	4	0.52	0.71	0.63	1	1	1	1
FI	High Yld Bond	West Asset Glob High Yld Bd A	SAHYX	8.0	-37.1	11/08	10.9	8.0	8.7	4	0.58	0.78	0.72	1	1	1	1
FI	High Yld Bond	SunAmerica High Yield Bond A	SHNAX	7.6	-38.2	11/08	10.8	8.3	10.5	4	0.55	0.71	0.56	1	1	2	2
FI	High Yld Bond	ING High Yield Bond A	IHYAX	7.5	-34.9	11/08	10.2	7.5	7.6	3	0.56	0.77	0.76	1	2	4	3
FI	High Yld Bond	Calamos High Income A	CHYDX	7.4	-32.4	11/08	9.4	7.1	7.0	3	0.60	0.80	0.81	1	1	3	1
FI	High Yld Bond	Diamond Hill Strat Income A	DSIAX	6.7	-25.9	11/08	7.0	4.8	6.6	2	0.71	1.04	0.77	1	3	5	3
FI	Infl-Prot Bond	American Indep US Infl-Idx I	FFIHX	6.6	-12.1	10/08	6.6	4.3	2.3	2	0.75	1.14	2.17	5	5	4	4
FI	Infl-Prot Bond	Dreyfus Inf-Adj Sec Instl	DIASX	6.1	-12.0	10/08	6.6	4.3	2.3	2	0.66	1.02	1.89	5	5	3	3
FI	Infl-Prot Bond	Amer Cent Infl-Adj Bond Inv	ACITX	6.0	-11.8	11/08	6.4	4.2	2.4	2	0.66	1.00	1.79	5	5	3	4
FI	Infl-Prot Bond	Vanguard Inf-Prot Secs Inv	VIPSX	6.1	-12.5	10/08	6.5	4.4	2.5	2	0.67	0.99	1.75	4	4	4	4
FI	Infl-Prot Bond	TIAA-CREF Inf Link Bd Instl	TIILX	6.0	-12.0	10/08	6.6	4.5	2.4	2	0.65	0.96	1.77	4	4	3	4
FI	Infl-Prot Bond	T. Rowe Price Inf Prot Bd	PRIPX	5.8	-12.0	10/08	6.3	4.3	2.4	2	0.64	0.94	1.71	4	4	3	4
FI	Infl-Prot Bond	PIMCO Real Return Asset Instl	PRAIX	9.0	-21.1	11/08	11.4	7.4	4.8	4	0.64	0.99	1.51	3	4	2	4
FI	Infl-Prot Bond	West Asset Inf Idxd Plus Bd I	WAIIX	6.2	-14.7	11/08	6.9	4.6	2.9	2	0.64	0.96	1.52	3	3	3	5
FI	Infl-Prot Bond	Fidelity Inflation-Prot Bond	FINPX	5.6	-12.5	10/08	6.5	4.4	2.5	2	0.60	0.88	1.55	3	4	3	4
FI	Infl-Prot Bond	Hartford Inflation Plus A	HIPAX	5.3	-11.7	10/08	6.5	4.3	2.3	2	0.55	0.83	1.55	3	3	2	1
FI	Infl-Prot Bond	Vanpnt Inf Prot Secs Inv	VPTSX	4.9	-11.7	10/08	5.6	3.6	2.1	2	0.57	0.88	1.52	3	5	2	4
FI	Infl-Prot Bond	PIMCO Real Return A	PRTNX	6.0	-18.3	11/08	7.2	4.8	3.4	2	0.60	0.90	1.26	1	2	2	3
FI	Infl-Prot Bond	Wells Far Adv Infl Prot Bd A	IPBAX	4.9	-12.6	10/08	6.5	4.5	2.6	2	0.49	0.72	1.24	1	1	2	1
FI	Infl-Prot Bond	Trans Part Insl InflProt Sec	DIIGX	4.7	-12.8	10/08	5.6	3.7	2.3	2	0.53	0.80	1.30	1	4	3	4
FI	Infl-Prot Bond	Transamerica Partners IPS	DVIGX	4.3	-12.9	10/08	5.5	3.7	2.4	2	0.47	0.69	1.10	1	3	3	4
FI	Interm Gov	PIMCO GNMA Instl	PDMIX	5.7	-2.3	10/08	2.6	1.4	0.5	1	1.55	2.75	8.71	5	5	5	4
FI	Interm Gov	Payden GNMA	PYGNX	5.2	-2.3	07/03	2.7	1.5	0.5	2	1.27	2.26	6.36	5	5	4	3
FI	Interm Gov	PACE Gov Secs Fixed Income P	PCGTX	4.9	-2.4	10/08	2.6	1.6	0.6	1	1.20	1.93	5.59	5	5	5	3
FI	Interm Gov	DWS GNMA S	SGINX	4.7	-2.0	10/08	2.5	1.5	0.5	1	1.18	1.96	5.94	5	5	5	4
FI	Interm Gov	T. Rowe Price Summit GNMA	PRSUX	4.6	-2.0	07/03	2.5	1.5	0.5	1	1.14	1.99	5.87	5	5	5	3
FI	Interm Gov	Schwab GNMA	SWG SX	4.6	-1.9	05/04	2.5	1.4	0.5	2	1.13	2.02	5.42	5	5	4	3
FI	Interm Gov	BlackRock GNMA Inv A	BGPAX	4.5	-1.9	07/03	2.7	1.5	0.5	1	1.03	1.91	5.47	5	4	3	1
FI	Interm Gov	Federated Mortgage Instl	FGFIX	4.3	-2.4	10/08	2.4	1.5	0.5	1	1.08	1.78	5.02	5	4	5	5
FI	Interm Gov	RidgeWor Ltd-Tm Fed Mortg Sec	SLMTX	4.2	-2.9	07/03	2.5	1.5	0.6	1	0.98	1.68	3.90	4	5	5	4
FI	Interm Gov	WesMark Government Bond	WMBDX	3.7	-2.3	05/04	2.4	1.5	0.6	1	0.83	1.36	3.56	4	4	4	4
FI	Interm Gov	Colum US Govt Mortgage A	AUGAX	4.7	-4.8	11/08	2.6	1.6	1.1	1	1.14	1.88	2.76	3	2	5	3
FI	Interm Gov	Access Cap Community Invest I	ACCSX	4.3	-3.9	07/03	3.0	2.0	0.8	1	0.88	1.28	3.37	3	5	4	5
FI	Interm Gov	Fed Tot Return Govt Bd Instl	FTRGX	4.6	-5.1	07/03	4.0	2.5	1.2	2	0.73	1.17	2.46	2	2	2	3
FI	Interm Gov	Nationwide Government Bond A	NUSAX	3.8	-4.0	07/03	3.4	2.1	1.0	2	0.61	0.99	2.05	2	2	1	2
FI	Interm Gov	Pioneer Government Income A	AMGEX	3.5	-2.3	12/09	3.1	1.9	0.8	2	0.58	0.96	2.20	2	2	1	1
FI	Interm Gov	Northern US Government	NOUGX	3.5	-3.0	07/03	3.2	2.0	1.0	2	0.55	0.87	1.77	2	2	2	3
FI	Interm Gov	Nuveen Inter Gov Bond A	FIGAX	3.3	-2.7	07/03	3.0	1.8	0.9	2	0.52	0.85	1.79	2	2	2	1
FI	Interm Gov	RidgeWorth US Gov Secs A	SCUSX	3.3	-3.9	06/09	3.9	2.5	1.5	2	0.40	0.63	1.07	1	1	1	1
FI	Int-Tm Bond	PIMCO Inv Grade Corp Bd Insl	PIGIX	8.1	-9.8	10/08	6.0	3.7	1.8	2	1.07	1.74	3.50	5	4	3	5
FI	Int-Tm Bond	Metro West Tot Ret Bd M	MWTRX	7.7	-7.3	10/08	3.8	2.0	1.4	2	1.58	2.95	4.23	5	4	5	5
FI	Int-Tm Bond	TCW Tot Return Bond I	TGLMX	7.1	-2.3	05/04	3.3	1.5	0.6	2	1.66	3.67	9.67	5	5	5	5
FI	Int-Tm Bond	Hennessy Core Bond Inst	HCBIX	6.8	-6.4	10/08	3.9	2.2	1.2	2	1.32	2.31	4.10	5	3	2	2
FI	Int-Tm Bond	Baird Core Plus Bond Inst	BCOIX	6.7	-7.5	10/08	3.8	2.3	1.4	2	1.31	2.15	3.48	5	4	5	3
FI	Int-Tm Bond	Metropolitan West Inter Bd I	MWIIX	6.4	-6.0	11/08	3.1	1.6	1.3	2	1.53	2.97	3.61	5	3	5	5
FI	Int-Tm Bond	Janus Aspen Flexible Bd Instl	JAF LX	6.4	-4.6	10/08	3.7	2.1	0.9	2	1.25	2.19	4.95	5	5	4	3
FI	Int-Tm Bond	ING PIMCO Tot Return Bond S	IPCSX	6.3	-5.6	10/08	4.2	2.5	1.2	2	1.08	1.85	3.80	5	4	1	3
FI	Int-Tm Bond	Commerce Bond	CFBNX	5.8	-5.5	10/08	3.5	2.2	1.1	2	1.18	1.89	3.63	5	5	5	5
FI	Int-Tm Bond	PIMCO Moderate Duration Instl	PMDRX	5.8	-5.6	09/08	3.9	2.5	1.1	2	1.05	1.65	3.80	5	4	3	3
FI	Int-Tm Bond	PIMCO Mort-Backed Sec Instl	PTRIX	5.7	-4.0	11/08	3.0	1.8	0.8	2	1.31	2.21	5.05	5	5	5	3
FI	Int-Tm Bond	RidgeWorth Tot Return Bond I	SAMFX	5.6	-3.8	07/03	3.6	2.0	0.9	2	1.08	1.89	4.47	5	5	2	2

FI	Int-Tm Bond	Wells Fargo Adv Income Plus A	STYAX	5.6	-5.1	10/08	3.4	2.0	0.9	2	1.14	1.96	4.41	5	4	2	2
FI	Int-Tm Bond	Fed Tot Return Bond Instl	FTRBX	5.6	-6.1	10/08	3.6	2.3	1.1	2	1.07	1.67	3.61	5	3	3	2
FI	Int-Tm Bond	Wells Fargo Adv Core Bond Ad	MNTRX	5.5	-5.0	10/08	3.6	2.3	1.0	2	1.06	1.65	3.97	5	5	3	2
FI	Int-Tm Bond	Lord Abbett Core Fixed Inc I	LCRYX	5.5	-6.0	10/08	3.9	2.5	1.1	2	0.98	1.52	3.47	5	4	3	2
FI	Int-Tm Bond	PNC Tot Return Advantage I	PTVIX	5.4	-5.0	10/08	3.6	2.1	0.9	2	1.03	1.79	4.20	5	5	4	2
FI	Int-Tm Bond	American Cent Divr Bond Instl	ACBFX	5.3	-3.3	07/03	3.4	2.0	0.9	2	1.05	1.75	4.07	5	5	2	2
FI	Int-Tm Bond	Northern Core Bond	NOCBX	5.2	-4.1	10/08	3.5	2.2	1.0	2	0.99	1.59	3.66	5	5	3	2
FI	Int-Tm Bond	JPMorgan Mort-Backed Sec A	OMBAX	5.1	-2.8	10/08	2.5	1.4	0.7	1	1.35	2.45	5.24	5	5	5	2
FI	Int-Tm Bond	BlackRock Bond Index K	WFBIX	5.0	-3.8	10/08	3.6	2.2	1.0	2	0.90	1.47	3.39	5	5	2	2
FI	Int-Tm Bond	Amer Independence Core Plus I	IISX	5.0	-3.0	10/08	3.2	1.8	0.9	2	1.01	1.76	3.73	5	5	2	2
FI	Int-Tm Bond	T. Rowe Price U.S. Bd Enh Idx	PBDIX	4.9	-3.8	10/08	3.6	2.2	0.9	2	0.91	1.46	3.44	5	5	2	2
FI	Int-Tm Bond	BNY Mellon Bond M	MPBFX	4.9	-3.3	07/03	3.3	2.0	0.8	2	0.98	1.57	3.78	5	5	3	2
FI	Int-Tm Bond	Mutual of America Bond Instl	MABOX	4.9	-3.8	10/08	3.3	2.2	0.9	2	0.96	1.46	3.53	5	5	2	2
FI	Int-Tm Bond	RidgeWorth Inter Bond I	SAMIX	4.8	-2.9	07/03	3.1	1.8	0.8	2	0.99	1.73	3.89	5	5	1	2
FI	Int-Tm Bond	Wilmington Inter-Tm Bd Instl	ARIFX	4.8	-3.0	07/03	2.9	1.8	0.7	1	1.07	1.73	4.16	5	5	3	2
FI	Int-Tm Bond	COUNTRY Bond Y	CTYLX	4.8	-3.4	07/03	3.2	2.0	0.9	2	0.94	1.51	3.58	5	5	2	2
FI	Int-Tm Bond	JIC Inst Bond Fund II	JIBEX	4.7	-3.9	09/08	3.1	1.8	0.8	2	0.97	1.67	3.69	5	5	3	2
FI	Int-Tm Bond	Delaware Diversified Income A	DPDFX	7.0	-10.3	10/08	4.7	2.8	2.0	2	1.11	1.88	2.67	4	2	2	2
FI	Int-Tm Bond	PACE Strategic Fixed Income P	PCSIX	6.8	-8.0	10/08	5.2	3.3	1.8	2	0.98	1.56	2.89	4	4	3	2
FI	Int-Tm Bond	Dela Pooled Core Plus Fx Inc	DCPFX	6.7	-8.3	10/08	4.2	2.5	1.6	2	1.18	2.00	3.12	4	3	4	3
FI	Int-Tm Bond	Mgrs PIMCO Bond	MBDFX	6.1	-7.0	11/08	4.4	2.7	1.5	2	1.02	1.65	2.89	4	3	2	2
FI	Int-Tm Bond	Frost Tot Return Bond Inst	FIJEX	6.0	-6.2	10/08	3.8	2.5	1.4	2	1.13	1.73	3.01	4	5	4	5
FI	Int-Tm Bond	Lord Abbett Tot Return I	LTRYX	6.0	-7.8	10/08	4.1	2.6	1.3	2	1.05	1.62	3.27	4	3	4	3
FI	Int-Tm Bond	ASTON/TCH Fixed Income N	CHTBX	5.8	-9.4	10/08	4.3	2.8	1.6	2	0.96	1.46	2.64	4	3	5	5
FI	Int-Tm Bond	Prudential Tot Return Bond A	PDBAX	5.8	-8.1	10/08	4.2	2.8	1.5	2	0.98	1.48	2.71	4	3	3	3
FI	Int-Tm Bond	Virtus Bond I	SAVYX	5.7	-7.4	10/08	3.6	2.2	1.2	2	1.11	1.83	3.25	4	4	4	5
FI	Int-Tm Bond	Loomis Sayles Int Dur Bd Insl	LSDIX	5.5	-8.2	10/08	3.9	2.4	1.4	2	0.97	1.56	2.64	4	3	3	3
FI	Int-Tm Bond	JIC Inst Bond Fund III	JIBFX	5.5	-5.1	10/08	3.9	2.2	1.1	2	0.95	1.68	3.28	4	4	2	2
FI	Int-Tm Bond	MassMutual Premier Core Bd S	MCBDX	5.4	-6.7	10/08	3.7	2.4	1.2	2	0.98	1.52	3.08	4	4	3	2
FI	Int-Tm Bond	Baird Intermediate Bond Inst	BIMIX	5.2	-6.5	10/08	3.3	2.2	1.2	2	1.05	1.62	2.81	4	4	3	3
FI	Int-Tm Bond	Bishop Street Hi Gr Inc Insl	BSHGX	5.1	-4.7	07/03	4.4	2.7	1.3	2	0.77	1.27	2.65	4	5	2	2
FI	Int-Tm Bond	Amer Beacon Inter Bd Instl	AABDX	5.1	-5.0	10/08	3.7	2.3	1.0	2	0.90	1.46	3.26	4	4	2	2
FI	Int-Tm Bond	TIAA-CREF Bond Instl	TIBDX	5.0	-4.7	10/08	3.5	2.2	1.0	2	0.93	1.46	3.27	4	5	3	3
FI	Int-Tm Bond	Northern Fixed Income	NOFIX	4.9	-3.8	10/08	3.5	2.2	1.0	2	0.92	1.45	3.24	4	5	3	2
FI	Int-Tm Bond	DWS US Bond Index Inst	BTUSX	4.8	-4.2	10/08	3.6	2.2	1.0	2	0.86	1.39	3.15	4	4	2	2
FI	Int-Tm Bond	Dreyfus Bond Market Idx Basic	DBIRX	4.8	-3.8	10/08	3.6	2.2	1.0	2	0.86	1.39	3.22	4	5	2	2
FI	Int-Tm Bond	PIA Moderate Dur Bond Adv	PIATX	4.6	-4.3	07/03	3.5	2.1	1.0	2	0.84	1.43	2.99	4	5	2	2
FI	Int-Tm Bond	LKCM Fixed-Income	LKFIX	4.6	-6.3	10/08	3.2	2.0	1.0	2	0.91	1.47	3.05	4	4	2	3
FI	Int-Tm Bond	Vantagepoint Core Bond Idx I	VPCIX	4.6	-4.2	10/08	3.6	2.3	1.0	2	0.79	1.25	2.83	4	4	2	2
FI	Int-Tm Bond	Old Westbury Fixed Income	OWFIX	4.4	-3.5	07/03	3.3	1.9	0.9	2	0.80	1.41	2.98	4	4	1	2
FI	Int-Tm Bond	BNY Mellon Inter Bond M	MPIBX	4.1	-3.3	10/08	3.0	1.9	0.8	2	0.82	1.31	2.95	4	5	2	2
FI	Int-Tm Bond	Stratus Gov Securities Inst	STGSX	3.5	-2.4	10/08	2.5	1.4	0.6	1	0.71	1.22	3.04	4	4	1	2
FI	Int-Tm Bond	Vanguard Interm-Tm Bd Idx Inv	VBIIX	6.1	-8.8	10/08	5.6	3.5	1.8	2	0.79	1.26	2.44	3	3	2	2
FI	Int-Tm Bond	FundX Flexible Income	INCMX	6.0	-5.1	10/08	3.6	2.3	1.6	2	1.18	1.84	2.61	3	2	1	3
FI	Int-Tm Bond	Fidelity Tot Bond	FTBFX	5.6	-9.8	11/08	4.2	2.8	1.8	2	0.94	1.39	2.17	3	2	5	3
FI	Int-Tm Bond	Baird Aggregate Bond Inst	BAGIX	5.6	-8.0	10/08	3.7	2.4	1.6	2	1.06	1.63	2.46	3	3	4	3
FI	Int-Tm Bond	ING PIMCO Tot Return Port I	IPTIX	5.6	-8.6	11/08	4.6	3.0	1.9	2	0.84	1.31	2.08	3	2	2	3
FI	Int-Tm Bond	Western Asset Inter Bond I	WATIX	5.5	-11.0	10/08	4.3	2.9	1.9	2	0.89	1.30	2.00	3	2	4	3
FI	Int-Tm Bond	Bernstein Inter Dur Inst	SIIDX	5.3	-10.0	10/08	4.2	2.9	1.8	2	0.86	1.27	2.00	3	2	4	2
FI	Int-Tm Bond	Transam Part Instl Core Bond	DICBX	5.2	-8.3	10/08	3.9	2.5	1.6	2	0.89	1.38	2.12	3	2	3	3
FI	Int-Tm Bond	Payden Core Bond	PYCBX	4.7	-7.9	10/08	4.1	2.8	1.4	2	0.73	1.07	2.12	3	3	2	3

FI	Int-Tm Bond	Sterling Cap Tot Ret Bond A	BICAX	4.7	-5.7	10/08	4.0	2.5	1.2	2	0.75	1.18	2.59	3	3	2	2
FI	Int-Tm Bond	Wilmington Brd Market Bd Insl	ARKIX	4.7	-5.7	10/08	3.7	2.5	1.2	2	0.80	1.18	2.42	3	4	3	2
FI	Int-Tm Bond	Delaware Core Bond A	DPFIX	4.6	-5.8	10/08	3.5	2.1	1.2	2	0.84	1.41	2.51	3	3	1	2
FI	Int-Tm Bond	Tributary Income Instl	FOINX	4.5	-5.9	10/08	3.4	2.3	1.1	2	0.81	1.22	2.44	3	4	3	3
FI	Int-Tm Bond	Praxis Intermediate Income A	MIIAX	4.4	-5.7	10/08	3.6	2.3	1.0	2	0.76	1.20	2.62	3	3	2	2
FI	Int-Tm Bond	Rainier Inter Fx Inc Original	RIMFX	4.3	-5.7	10/08	3.3	2.1	1.1	2	0.79	1.22	2.48	3	4	2	3
FI	Int-Tm Bond	State Farm Bond A Legacy	SFBAX	4.3	-6.0	10/08	3.9	2.6	1.2	2	0.67	1.00	2.14	3	3	1	2
FI	Int-Tm Bond	CRA Qualified Investment CRA	CRAIX	4.1	-4.4	07/03	3.3	2.2	1.0	2	0.72	1.06	2.43	3	5	2	2
FI	Int-Tm Bond	Domini Social Bond Inv	DSBFX	3.9	-3.5	07/03	3.2	2.0	0.9	2	0.70	1.11	2.36	3	5	1	2
FI	Int-Tm Bond	Nationwide Bond Index A	GBIAX	3.9	-4.0	10/08	3.5	2.3	1.0	2	0.61	0.95	2.15	3	3	1	2
FI	Int-Tm Bond	BBH Limited Duration I	BBBIX	3.9	-4.5	10/08	3.2	2.1	0.9	2	0.66	1.05	2.40	3	4	3	5
FI	Int-Tm Bond	Hancock Horizon Core Bond A	HHBAX	3.7	-5.4	10/08	3.3	2.1	1.0	2	0.60	0.96	2.01	3	3	1	2
FI	Int-Tm Bond	Monteagle Fixed Income I	MFHRX	3.5	-2.8	05/04	2.8	1.8	0.9	2	0.64	0.98	2.06	3	4	1	2
FI	Int-Tm Bond	Loomis Sayles Inv Grade Bd A	LIGRX	7.9	-19.4	10/08	7.4	5.1	3.8	3	0.83	1.20	1.61	2	1	1	2
FI	Int-Tm Bond	Scout Core Plus Bond Instl	SCPZX	7.8	-18.2	02/09	7.6	4.0	3.5	3	0.80	1.50	1.73	2	2	5	3
FI	Int-Tm Bond	Delaware Corporate Bond A	DGCAX	7.3	-16.2	10/08	6.6	4.3	3.1	2	0.85	1.31	1.82	2	2	2	3
FI	Int-Tm Bond	West Asset Core Plus Bond I	WACPX	6.6	-16.8	11/08	5.9	3.7	3.5	2	0.83	1.31	1.41	2	2	5	3
FI	Int-Tm Bond	Mgrs AMG GW&K Fixed Inc Instl	MFDYX	6.5	-18.0	10/08	6.2	4.4	3.5	2	0.77	1.10	1.37	2	1	2	2
FI	Int-Tm Bond	Scout Core Bond I	SCCIX	6.3	-14.1	02/09	6.2	3.4	2.7	2	0.75	1.36	1.68	2	2	5	3
FI	Int-Tm Bond	GuideSt Fds Medium-Dur Bd GS2	GMDYX	5.9	-11.4	11/08	4.4	2.8	2.2	2	0.95	1.52	1.92	2	2	4	3
FI	Int-Tm Bond	Vang Int-Tm Invmt-Grade Inv	VFICX	5.9	-14.2	10/08	5.3	3.7	2.7	2	0.78	1.13	1.52	2	2	2	3
FI	Int-Tm Bond	Neub Berm Core Bond Inst	NCRLX	5.4	-9.5	11/08	4.2	2.5	2.0	2	0.88	1.47	1.90	2	2	5	2
FI	Int-Tm Bond	Trans Insl Asset Allc Sh Hrz	DISHX	5.3	-13.5	11/08	4.3	3.0	2.8	2	0.84	1.20	1.31	2	1	4	3
FI	Int-Tm Bond	GMO Domestic Bond III	GMDBX	5.2	-11.0	02/09	4.5	3.1	2.7	2	0.79	1.13	1.30	2	2	1	5
FI	Int-Tm Bond	VALIC Company II Core Bond	VCCBX	5.2	-9.9	10/08	4.2	2.9	1.9	2	0.83	1.20	1.81	2	2	5	2
FI	Int-Tm Bond	Franklin Tot Return A	FKBAX	5.1	-10.7	10/08	4.3	2.8	2.0	2	0.80	1.20	1.68	2	2	3	2
FI	Int-Tm Bond	Federated Inter Corp Bd Instl	FIIFX	5.0	-12.7	10/08	4.6	3.4	2.6	2	0.72	0.98	1.26	2	1	2	3
FI	Int-Tm Bond	MFS Research Bond A	MRBFX	4.9	-9.2	10/08	4.2	2.8	1.9	2	0.77	1.13	1.73	2	2	3	2
FI	Int-Tm Bond	MassMutual Premier Divr Bd A	MDVAX	4.9	-8.6	10/08	3.7	2.5	1.6	2	0.86	1.29	1.98	2	2	5	3
FI	Int-Tm Bond	Dreyfus Inter Term Inc A	DRITX	4.9	-11.4	10/08	4.4	3.0	2.4	2	0.73	1.06	1.30	2	1	3	2
FI	Int-Tm Bond	Transamerica Part Core Bond	DVGCX	4.8	-8.5	10/08	3.9	2.5	1.7	2	0.80	1.24	1.86	2	2	2	3
FI	Int-Tm Bond	GE Instl Income Inv	GFIIX	4.6	-7.7	10/08	3.6	2.5	1.6	2	0.81	1.17	1.82	2	2	5	2
FI	Int-Tm Bond	ICON Bond C	IOPCX	4.5	-8.5	10/08	4.3	2.9	2.0	2	0.64	0.94	1.38	2	2	1	2
FI	Int-Tm Bond	Touchstone Core Bond A	TOBAX	4.3	-9.2	10/08	3.8	2.5	1.9	2	0.68	1.03	1.38	2	2	3	2
FI	Int-Tm Bond	CNI Charter Inter Fixed Inc N	RIMCX	4.0	-8.3	10/08	3.9	2.8	1.6	2	0.58	0.80	1.42	2	2	2	3
FI	Int-Tm Bond	Aberdeen Core Fixed Income A	PCDFX	4.0	-4.2	07/03	3.8	2.5	1.2	2	0.60	0.91	1.96	2	5	2	2
FI	Int-Tm Bond	PACE Inter Fixed Income P	PCIFX	4.0	-7.5	10/08	3.3	2.2	1.4	2	0.68	1.01	1.62	2	2	2	2
FI	Int-Tm Bond	Timothy Plan Fixed Income A	TFIAX	3.6	-7.4	10/08	4.0	2.8	1.4	2	0.48	0.68	1.38	2	2	1	2
FI	Int-Tm Bond	Saratoga Invest Quality Bd I	SIBPX	3.3	-4.9	10/08	2.9	1.8	0.8	1	0.54	0.86	1.88	2	3	1	2
FI	Int-Tm Bond	Madison Core Bond A	MBOAX	3.2	-3.6	07/03	3.3	2.2	1.0	2	0.45	0.69	1.55	2	3	1	2
FI	Int-Tm Bond	Principal Preferred Sec Inst	PPSIX	6.4	-42.5	02/09	13.3	9.3	9.6	4	0.36	0.51	0.49	1	1	1	3
FI	Int-Tm Bond	USAA Intermediate-Term Bond	USIBX	6.3	-16.1	02/09	5.1	3.2	3.8	2	0.90	1.42	1.22	1	1	4	5
FI	Int-Tm Bond	Nuveen Strategic Income A	FCDDX	6.2	-21.8	11/08	7.6	4.7	4.7	3	0.59	0.97	0.96	1	1	1	2
FI	Int-Tm Bond	GMO Core Plus Bond III	GUGAX	5.5	-22.2	02/09	5.8	4.4	5.9	2	0.66	0.86	0.65	1	1	5	5
FI	Int-Tm Bond	Transam Asset Allc Short Hrz	DVCSX	5.0	-13.5	11/08	4.3	3.0	2.8	2	0.76	1.08	1.17	1	1	3	2
FI	Int-Tm Bond	Gold Sachs Core Fxd-Inc Instl	GSFIX	4.8	-15.4	11/08	4.6	3.2	3.7	2	0.67	0.98	0.83	1	1	3	2
FI	Int-Tm Bond	ING Intermediate Bond A	IIBAX	4.5	-14.3	02/09	4.1	2.8	3.7	2	0.69	1.02	0.76	1	1	5	3
FI	Int-Tm Bond	GuideMark Core Fixed Inc Ser	GMCOX	4.4	-12.5	10/08	4.3	3.1	2.8	2	0.63	0.89	0.99	1	1	2	2
FI	Int-Tm Bond	AllianceBern Interm Bond A	ABQUX	4.3	-12.3	10/08	4.4	3.2	2.5	2	0.59	0.82	1.06	1	1	2	2
FI	Int-Tm Bond	BlackRock Tot Return Inv B2	MJHQX	4.2	-16.8	11/08	4.6	3.2	3.8	2	0.54	0.77	0.66	1	1	3	5
FI	Int-Tm Bond	Hartford Tot Return Bond A	ITBAX	4.0	-10.1	10/08	3.8	2.7	2.1	2	0.60	0.85	1.08	1	1	2	2

FI	Int-Tm Bond	Principal Bond & Mtg Sec R2	PBMNX	3.8	-18.0	11/08	4.8	3.5	4.5	2	0.43	0.59	0.46	1	1	5	2
FI	Int-Tm Bond	Victory Core Bond Index A	SIMIX	3.3	-9.7	10/08	3.6	2.4	2.4	2	0.45	0.69	0.67	1	2	2	2
FI	Int-Tm Bond	SSgA Bond Market Instl	SSBMX	3.2	-15.0	10/08	4.0	3.0	4.4	2	0.38	0.50	0.35	1	3	4	2
FI	Int-Tm Bond	North Country Inter Bond	NCBDX	3.2	-9.6	10/08	3.8	2.7	1.7	2	0.39	0.55	0.86	1	1	1	2
FI	Int-Tm Bond	UBS Core Plus Bond Y	BPBDX	3.2	-17.6	11/08	3.9	3.0	5.3	2	0.37	0.48	0.27	1	1	5	3
FI	Int-Tm Bond	SSgA Intermediate Instl	SSINX	2.8	-11.4	10/08	3.4	2.5	3.1	2	0.31	0.42	0.34	1	4	2	3
FI	Long Gov	iShs Barclays 7-10 Year Treas	IEF	5.9	-6.5	06/09	6.9	4.2	2.6	2	0.61	0.99	1.61	5	5	5	5
FI	Long Gov	Amer Cent Zero Cpn 2025 Inv	BTTRX	8.7	-21.0	12/09	16.7	10.7	8.7	4	0.42	0.65	0.80	2	2	3	4
FI	Long Gov	iShs Bar 20+ Year Treas Bd	TLT	7.3	-21.5	12/09	13.8	8.4	8.6	5	0.40	0.66	0.65	2	2	2	2
FI	Long Gov	Rydex Govt Lg Bd 1.2x St Inv	RYGBX	7.4	-31.2	12/09	18.9	11.6	13.6	5	0.30	0.49	0.42	1	1	2	2
FI	Long Gov	ProFunds US Gov Plus Inv	GVPIX	6.3	-34.3	03/10	19.3	12.0	15.3	5	0.24	0.38	0.30	1	1	1	1
FI	Long-Tm Bond	RidgeWorth Corporate Bond C	STIFX	5.6	-5.8	03/09	4.5	2.7	1.5	2	0.85	1.41	2.53	5	4	3	2
FI	Long-Tm Bond	Delaware Extended Dur Bond A	DEEAX	9.4	-19.8	10/08	10.0	6.1	3.7	3	0.77	1.24	2.08	4	3	5	3
FI	Long-Tm Bond	Loomis Sayles Inv Grade F/I	LSIGX	9.3	-18.5	11/08	7.6	4.9	3.8	3	1.00	1.54	2.02	4	2	4	3
FI	Long-Tm Bond	GuideStone Fds Ext-Dur Bd GS2	GEDYX	8.9	-23.6	10/08	10.0	6.6	4.3	3	0.72	1.09	1.69	3	3	4	2
FI	Long-Tm Bond	Vanguard Long-Tm Bond Idx Inv	VBLTX	7.5	-11.9	10/08	9.9	6.0	3.5	4	0.58	0.95	1.63	3	3	1	2
FI	Long-Tm Bond	iShs iBoxx \$ Inv Grade Cp Bd	LQD	5.9	-15.6	10/08	7.4	4.7	2.7	2	0.57	0.89	1.55	3	3	5	2
FI	Long-Tm Bond	T. Rowe Price Corp Income	PRPIX	6.5	-16.5	10/08	6.3	4.4	3.2	2	0.76	1.09	1.50	2	2	5	3
FI	Multisec Bond	Osterweis Strategic Income	OSTIX	7.9	-8.9	11/08	3.8	2.3	1.6	2	1.63	2.71	3.74	5	5	4	2
FI	Multisec Bond	Loomis Sayles Fixed Income	LSFIX	10.4	-24.4	11/08	8.9	6.0	5.2	3	0.97	1.44	1.67	4	3	2	2
FI	Multisec Bond	Fidelity Strategic Income	FSICX	8.1	-16.2	11/08	6.3	4.3	3.2	2	1.02	1.50	1.99	4	3	3	2
FI	Multisec Bond	Pioneer Strategic Income A	PSRAX	7.7	-15.0	11/08	5.7	3.8	3.1	2	1.04	1.55	1.92	4	3	3	2
FI	Multisec Bond	Franklin Strategic Income A	FRSTX	7.5	-17.0	11/08	6.4	4.3	3.4	2	0.91	1.36	1.73	4	3	2	2
FI	Multisec Bond	Fidelity Advisor Strat Inc B	FSINX	7.2	-16.2	11/08	6.2	4.3	3.3	2	0.88	1.28	1.67	4	3	2	2
FI	Multisec Bond	Forward Income Builder Inst	AIAAX	5.1	-10.1	11/08	3.7	2.3	1.9	2	0.93	1.51	1.77	4	5	5	2
FI	Multisec Bond	Croft Income	CLINX	4.8	-7.6	10/08	3.7	2.5	1.6	2	0.83	1.23	1.89	4	4	5	4
FI	Multisec Bond	AllianceBern High Income A	AGDAX	11.8	-30.6	11/08	11.3	8.0	6.7	4	0.89	1.27	1.51	3	2	2	2
FI	Multisec Bond	Great-West Loom Sy Bd Init	MXLMX	9.9	-26.7	11/08	9.1	6.4	5.9	3	0.90	1.27	1.38	3	2	2	2
FI	Multisec Bond	VALIC Company II Strat Bond	VCSBX	7.8	-19.5	11/08	6.6	4.7	4.1	2	0.92	1.29	1.50	3	2	3	2
FI	Multisec Bond	Federated Strategic Income A	STIAX	7.7	-20.2	11/08	7.0	4.9	3.8	2	0.85	1.22	1.58	3	3	2	2
FI	Multisec Bond	MainStay Unconstrained Bond A	MASAX	6.8	-17.1	11/08	6.4	4.5	3.6	2	0.79	1.12	1.43	3	3	2	2
FI	Multisec Bond	Loomis Sayles Strat Income A	NEFZX	9.6	-30.4	11/08	10.2	7.2	6.7	3	0.77	1.10	1.17	2	2	2	2
FI	Multisec Bond	SunAmerica Strategic Bond A	SDIAX	7.4	-19.8	11/08	6.9	4.9	4.3	2	0.82	1.15	1.33	2	2	2	2
FI	Multisec Bond	Brandes Credit Focus Yield I	BCFIX	6.6	-29.4	11/08	8.1	5.9	7.0	3	0.60	0.83	0.69	1	2	5	2
FI	Muni Calif Int	Colum CA Int Muni Bd Z	NCMAX	4.4	-4.9	01/11	4.4	2.9	1.4	2	0.59	0.91	1.90	5	4	4	4
FI	Muni Calif Int	CNI Charter CA Tax Ex Bd Ser	CNTIX	3.4	-3.4	07/03	3.1	2.2	0.9	2	0.54	0.79	1.90	5	5	5	3
FI	Muni Calif Int	Vang CA Int-Tm Tax-Exempt Inv	VCAIX	4.3	-5.0	01/11	4.3	2.9	1.5	2	0.59	0.88	1.75	4	3	4	4
FI	Muni Calif Int	JPMorgan CA Tax Free Bd Instl	JPICX	4.2	-4.7	01/11	4.2	2.8	1.4	2	0.58	0.89	1.82	4	4	3	3
FI	Muni Calif Int	SEI Tax-Exempt CA Muni Bond A	SBDAX	4.1	-4.4	01/11	4.2	2.8	1.3	2	0.56	0.85	1.76	4	4	3	2
FI	Muni Calif Int	Northern CA Inter Tax-Exempt	NCITX	4.0	-4.9	01/11	4.4	3.0	1.5	2	0.52	0.76	1.54	3	3	3	3
FI	Muni Calif Int	Payden CA Municipal Income	PYCRX	3.9	-4.7	01/11	4.0	2.7	1.3	2	0.55	0.81	1.63	3	3	2	3
FI	Muni Calif Int	HiMark CA Int Tx-Fr Bd Rtl A	HMCIX	3.2	-3.5	01/11	3.2	2.1	1.0	2	0.45	0.68	1.43	2	4	1	1
FI	Muni Calif Int	PIMCO CA Inter Muni Bd Instl	PCIMX	3.6	-9.2	12/08	4.2	2.8	1.9	2	0.45	0.67	0.98	1	1	5	5
FI	Muni Calif Lg	Northern CA Tax-Exempt	NCATX	5.3	-7.2	01/11	5.6	3.8	2.0	2	0.64	0.95	1.75	5	5	5	3
FI	Muni Calif Lg	Delaware Tax-Free CA A	DVTAX	4.9	-9.3	12/08	5.8	3.8	2.5	2	0.56	0.85	1.27	4	3	2	2
FI	Muni Calif Lg	Franklin CA High Yield Muni A	FCAMX	5.4	-22.3	12/08	7.2	4.9	5.1	3	0.51	0.75	0.72	1	1	4	3
FI	Muni Calif Lg	Eaton Vance CA Muni Inc A	EACAX	3.7	-19.8	12/08	7.9	5.5	4.6	3	0.25	0.36	0.43	1	1	1	1
FI	Muni High Yld	Ivy Municipal High Income I	WYMHX	6.5	-19.3	12/08	6.0	3.9	3.8	2	0.80	1.24	1.28	5	5	5	3
FI	Muni High Yld	Amer High-Inc Muni Bond A	AMHIX	4.6	-21.1	12/08	6.0	4.3	4.8	2	0.49	0.69	0.61	3	4	5	3
FI	Muni High Yld	Amer Cent High-Yield Muni Inv	ABHYX	4.7	-25.7	12/08	6.7	5.0	6.6	2	0.44	0.60	0.45	2	3	5	3
FI	Muni High Yld	Northern High Yield Muni	NHYMX	4.2	-25.0	12/08	6.3	4.8	6.3	2	0.40	0.52	0.40	2	2	4	3

FI	Muni High Yld	Oppen Rochester Nat Muni A	ORNAX	4.6	-54.8	12/08	14.0	10.4	21.4	5	0.20	0.28	0.13	1	1	1	3
FI	Muni High Yld	Nuveen High Yield Muni Bond A	NHMAX	4.6	-44.3	12/08	10.4	8.3	13.9	4	0.28	0.35	0.21	1	1	2	3
FI	Muni High Yld	Eaton V High-Yield Muni Inc A	ETHYX	4.4	-40.7	12/08	10.4	7.6	10.8	3	0.25	0.35	0.24	1	1	1	2
FI	Muni High Yld	Gold Sachs High Yield Muni A	GHYAX	3.8	-36.0	12/08	8.3	6.2	11.5	3	0.25	0.34	0.19	1	1	2	3
FI	Muni Mass	AlliBern Muni Inc Mass A	AMAAX	4.6	-5.3	01/11	4.1	2.7	1.4	2	0.71	1.09	2.02	5	4	4	3
FI	Muni Mass	Vanguard MA Tax-Exempt Inv	VMATX	4.6	-5.3	02/08	4.8	3.4	1.6	2	0.60	0.86	1.78	5	5	5	5
FI	Muni Mass	SEI Tax-Exempt MA Muni Bond A	SMAAX	4.3	-4.3	01/11	4.3	2.9	1.4	2	0.59	0.90	1.85	5	5	5	4
FI	Muni Mass	Colum Mass Interm Muni Bd Z	SEMAX	4.0	-4.2	02/08	4.4	3.0	1.4	2	0.52	0.76	1.71	4	5	5	5
FI	Muni Mass	Eaton Vance MA Muni Inc I	EIMAX	4.5	-22.7	12/08	7.9	5.5	5.4	3	0.35	0.50	0.51	1	1	3	5
FI	Muni Mass	Eaton V MA Ltd Mat Muni Inc C	EZMAX	2.6	-6.6	12/08	4.4	3.1	1.7	2	0.20	0.28	0.50	1	2	1	3
FI	Muni Minn	Nuveen Minn Inter Muni Bd A	FAMAX	3.9	-5.4	10/08	3.9	2.5	1.2	2	0.57	0.87	1.79	5	5	5	3
FI	Muni Minn	AllianceBern Muni Inc Minn A	AMNAX	4.1	-5.9	11/08	3.9	2.7	1.4	2	0.60	0.89	1.66	4	3	3	3
FI	Muni Minn	Dela MN High-Yield Muni Bd A	DVMHX	4.9	-11.6	12/08	5.4	3.7	2.4	2	0.59	0.87	1.33	2	1	2	3
FI	Muni Minn	Sit MN Tax-Free Income	SMTFX	4.8	-11.9	12/08	4.4	3.0	2.1	2	0.69	1.01	1.42	2	2	5	5
FI	Muni Nat Int	Commerce Natl Tax Free Int Bd	CFNLX	4.7	-4.8	10/08	4.0	2.7	1.3	2	0.74	1.13	2.34	5	5	5	4
FI	Muni Nat Int	BMO Intermediate Tax-Free Y	MITFX	4.7	-5.0	10/08	3.7	2.5	1.2	2	0.80	1.20	2.47	5	5	5	4
FI	Muni Nat Int	BNY Mel Natl Interm Muni Bd M	MPNIX	4.5	-4.5	01/11	4.1	2.7	1.3	2	0.69	1.05	2.13	5	4	3	3
FI	Muni Nat Int	T. R Pr Summit Muni Intm	PRSMX	4.4	-4.2	01/11	3.7	2.5	1.2	2	0.73	1.11	2.31	5	5	4	3
FI	Muni Nat Int	Baird Inter Muni Bd Inst	BMBIX	4.3	-4.3	07/03	4.0	2.6	1.2	2	0.65	1.01	2.26	5	5	4	3
FI	Muni Nat Int	PNC Intermediate Tax Exempt I	PTIIX	4.0	-4.3	01/11	3.6	2.2	1.0	2	0.65	1.05	2.22	5	5	3	3
FI	Muni Nat Int	Wells Far Adv Int T/AmtF Inv	SIMBX	4.9	-7.7	12/08	4.1	2.6	1.5	2	0.78	1.24	2.13	4	2	5	4
FI	Muni Nat Int	Wilmington Muni Bond Instl	WTAIX	4.2	-5.2	10/08	3.9	2.7	1.3	2	0.64	0.92	1.93	4	4	5	3
FI	Muni Nat Int	Frost Municipal Bond Inst	FIMUX	4.0	-3.4	01/11	3.5	2.3	1.1	2	0.65	0.96	2.13	4	5	3	3
FI	Muni Nat Int	Pacific Capital T/F Sec Y	PTXFX	3.9	-4.0	09/08	3.8	2.6	1.2	2	0.58	0.85	1.87	4	4	4	3
FI	Muni Nat Int	JPMorg Inter Tax Free Bd Sel	VSITX	3.8	-3.8	07/03	3.6	2.4	1.1	2	0.57	0.84	1.91	4	5	3	3
FI	Muni Nat Int	Virtus Tax-Exempt Bond I	HXBIX	5.1	-8.1	11/08	5.4	3.7	2.1	2	0.63	0.92	1.65	3	2	2	3
FI	Muni Nat Int	Invesco Int-Term Muni Inc A	VKLMX	4.2	-6.0	10/08	4.0	2.6	1.5	2	0.60	0.92	1.66	3	2	3	3
FI	Muni Nat Int	Colum Interm Muni Bd Z	SETMX	4.1	-4.8	10/08	4.4	3.0	1.5	2	0.55	0.80	1.65	3	3	4	3
FI	Muni Nat Int	Northern Inter Tax-Exempt	NOITX	4.1	-5.3	01/11	4.1	2.8	1.4	2	0.57	0.84	1.67	3	3	2	3
FI	Muni Nat Int	Victory Nat Municipal Bond A	VNMAX	4.0	-5.0	01/11	4.1	2.8	1.4	2	0.56	0.81	1.64	3	3	1	2
FI	Muni Nat Int	PACE Municipal Fixed Income P	PCMNX	3.9	-4.2	01/11	3.9	2.5	1.2	2	0.56	0.87	1.82	3	4	3	3
FI	Muni Nat Int	Payden Tax Exempt Bond	PYTEX	3.6	-4.1	07/03	3.7	2.5	1.2	2	0.53	0.76	1.62	3	4	3	3
FI	Muni Nat Int	Amer Fds Ltd-Term Tx-Ex Bd A	LTEBX	3.5	-4.5	10/08	3.5	2.3	1.1	2	0.51	0.78	1.60	3	3	3	2
FI	Muni Nat Int	RidgeWorth Hi Grade Muni Bd A	SFLTXX	4.1	-5.8	01/11	4.7	3.2	1.7	2	0.49	0.73	1.36	2	2	2	2
FI	Muni Nat Int	Old Westbury Municipal Bond	OWMBX	3.8	-4.8	01/11	4.5	3.1	1.6	2	0.46	0.67	1.32	2	2	1	3
FI	Muni Nat Int	HiMark Nat Int Tax Free Bd A	HMFNX	3.2	-3.5	01/11	3.1	2.0	0.9	2	0.47	0.72	1.55	2	3	1	2
FI	Muni Nat Int	Mann & Nap Divr Tax Exempt	EXDVX	3.9	-6.6	01/11	5.3	3.9	1.9	2	0.42	0.57	1.17	1	1	1	3
FI	Muni Nat Int	Highland Tax-Exempt A	HTXAX	3.2	-4.8	01/11	4.0	2.8	1.4	2	0.36	0.52	1.02	1	2	1	2
FI	Muni Nat Int	EV AMT-Fr Ltd Mat Muni Inc C	EZFLX	2.8	-6.7	11/08	4.7	3.3	2.0	2	0.23	0.33	0.54	1	1	1	3
FI	Muni Nat Lg	T. Rowe Price Summit Muni Inc	PRINX	5.3	-8.9	12/08	4.9	3.3	2.1	2	0.73	1.11	1.75	5	4	4	4
FI	Muni Nat Lg	Fidelity Tax-Free Bond	FTABX	5.2	-6.1	11/08	4.9	3.3	1.7	2	0.72	1.05	2.04	5	5	5	5
FI	Muni Nat Lg	Northern Tax-Exempt	NOTEX	4.8	-6.7	01/11	4.8	3.3	1.8	2	0.64	0.94	1.76	5	5	3	4
FI	Muni Nat Lg	Dreyfus AMT-Free Muni Bond Z	DRMBX	4.8	-7.6	11/08	5.0	3.5	2.0	2	0.63	0.91	1.57	4	4	4	5
FI	Muni Nat Lg	St Farm Tx Advd Bd A Legacy	SFTAX	4.3	-5.2	07/03	4.8	3.4	1.6	2	0.53	0.76	1.63	4	5	2	1
FI	Muni Nat Lg	Amer Cent Long-Tm Tax Free A	MMBAX	4.0	-5.8	01/11	4.9	3.4	1.7	2	0.46	0.67	1.32	3	4	2	1
FI	Muni Nat Lg	Goldman Sachs Municipal Inc A	GSMIX	4.4	-12.4	12/08	5.3	3.6	2.8	2	0.50	0.73	0.93	2	2	3	2
FI	Muni Nat Lg	Pioneer AMT-Free Municipal A	PBMFX	4.8	-15.6	12/08	6.9	4.8	3.6	3	0.45	0.65	0.87	1	1	2	4
FI	Muni Nat Lg	PIMCO Municipal Bond Instl	PFMIX	3.8	-20.5	12/08	6.0	4.5	4.9	2	0.34	0.45	0.42	1	1	5	5
FI	Muni Nat Lg	Saratoga Municipal Bond I	SMBPX	2.4	-6.0	10/08	3.7	2.7	1.5	2	0.19	0.27	0.46	1	1	1	2
FI	Muni Nat Sh	EV Tx Advtdg Bd Sts S/T A	EABSX	3.4	-2.9	01/11	3.2	2.0	0.8	2	0.54	0.87	2.08	4	1	2	2
FI	Muni Nat Sh	PNC Tax-Exempt Ltd Mat Bd I	PDLIX	2.7	-1.7	02/08	1.9	1.2	0.5	1	0.53	0.84	2.22	4	3	2	2

FI	Muni Nat Sh	DWS Short-Term Muni Bond Inst	MGSMX	2.6	-2.9	10/08	1.7	1.1	0.5	1	0.53	0.77	1.67	3	2	3	3
FI	Muni Nat Sh	Alpine Ult Sh Tx Opt Inc Insl	ATOIX	2.6	-0.8	05/04	0.8	0.5	0.1	1	1.09	1.79	5.81	3	5	5	4
FI	Muni Nat Sh	Colum Short Term Muni Bd Z	NSMIX	2.5	-1.3	05/04	1.2	0.8	0.3	1	0.64	1.04	3.07	3	5	3	4
FI	Muni Nat Sh	GdMar Tax-Ex Fixed Inc Ser	GMTEX	3.5	-6.3	11/08	4.4	3.1	1.8	2	0.41	0.58	1.02	2	1	2	2
FI	Muni Nat Sh	West Asset Sh Dur Muni Inc A	SHDAX	2.4	-1.4	06/04	1.5	1.0	0.4	1	0.43	0.68	1.74	2	3	2	1
FI	Muni Nat Sh	WF Adv Ult S/T Mun In Inv	SMUAX	2.3	-0.6	11/04	0.8	0.5	0.1	1	0.73	1.18	6.02	2	5	4	5
FI	Muni Nat Sh	Nuveen Short Term Muni Bond A	FSHAX	2.3	-2.4	11/08	1.8	1.2	0.6	1	0.32	0.48	1.00	2	1	2	1
FI	Muni Nat Sh	BNY Mel Natl Sh Tm Muni Bd M	MPSTX	2.3	-1.3	05/04	1.3	0.8	0.3	1	0.44	0.68	1.81	2	4	3	3
FI	Muni Nat Sh	Pac Cap Tx-Fr Shrt Int Secs Y	PTFSX	2.2	-2.1	05/04	1.7	1.2	0.5	1	0.30	0.42	1.09	2	3	3	2
FI	Muni Nat Sh	DFA Short Term Muni Bond I	DFSMX	2.1	-1.7	05/04	1.3	0.9	0.4	1	0.31	0.46	1.07	1	3	2	4
FI	Muni Nat Sh	Bernstein Sh Dur Divers Muni	SDDMX	2.1	-0.7	09/08	0.9	0.6	0.2	1	0.40	0.58	2.04	1	4	2	3
FI	Muni Nat Sh	JPMorgan Shrt-Int Muni Bd A	OSTAX	2.0	-1.8	05/04	1.6	1.1	0.5	1	0.19	0.28	0.65	1	1	2	1
FI	Muni Nat Sh	Fed Municipal Ultrashort A	FMUUX	1.5	-0.4	07/03	0.7	0.5	0.1	1	-0.27	-0.36	-1.76	1	2	2	1
FI	Muni Nat Sh	PIMCO Short-Dur Muni Inc Inst	PSDIX	0.8	-15.0	12/08	3.4	3.0	5.0	2	-0.26	-0.30	-0.18	1	1	2	3
FI	Muni NJ	SEI Tax-Exempt NJ Muni Bond A	SENJX	3.7	-3.9	01/11	3.8	2.6	1.2	2	0.52	0.76	1.60	4	5	5	4
FI	Muni NJ	AllianceBern Muni Income NJ A	ANJAX	4.3	-8.3	12/08	4.4	3.1	1.9	2	0.58	0.84	1.33	3	3	5	3
FI	Muni NJ	Oppenheimer NJ Municipal A	ONJAX	5.4	-38.4	12/08	10.7	7.4	9.6	3	0.35	0.50	0.38	1	1	1	2
FI	Muni NJ	Eaton Vance NJ Muni Inc A	ETNJX	3.5	-26.6	12/08	8.2	5.9	6.0	3	0.22	0.30	0.30	1	1	1	3
FI	Muni NY Int	SEI Tax-Exempt NY Muni Bond	SENYX	3.9	-4.1	07/03	3.9	2.5	1.2	2	0.57	0.88	1.83	5	5	5	5
FI	Muni NY Int	Thornburg NY Inter Muni A	THNYX	3.7	-3.8	01/11	3.5	2.2	1.0	2	0.57	0.89	1.93	5	5	5	4
FI	Muni NY Int	JPMorgan NY Tax Free Bd Sel	VINTX	3.8	-4.5	01/11	3.9	2.7	1.3	2	0.53	0.78	1.64	4	4	4	5
FI	Muni NY Int	Wilmington NY Muni Bond A	VNYFX	3.1	-6.1	10/08	4.2	3.0	1.6	2	0.32	0.45	0.83	1	1	1	1
FI	Muni NY Long	PIMCO NY Municipal Instl	PNYIX	4.4	-6.6	12/08	4.3	2.8	1.6	2	0.64	0.96	1.68	5	4	5	5
FI	Muni NY Long	Invesco NY Tax Free Inc A	VNYAX	4.1	-14.9	12/08	5.9	4.2	3.4	2	0.41	0.57	0.72	1	1	2	1
FI	Muni Ohio	AllianceBern Muni Inc Ohio A	AOHAX	4.3	-5.7	10/08	4.0	2.8	1.3	2	0.65	0.93	1.92	5	3	5	2
FI	Muni Ohio	Johnson Municipal Income	JMUNX	3.6	-3.4	01/11	3.2	2.0	0.9	2	0.59	0.93	2.10	5	5	5	5
FI	Muni Ohio	Eaton Vance OH Muni Inc A	ETOHX	4.3	-14.7	12/08	7.0	4.8	3.4	3	0.37	0.54	0.76	1	1	1	1
FI	Muni Penn	West Asset Penn Munis A	SBPAX	4.2	-5.7	11/08	3.6	2.3	1.4	2	0.71	1.08	1.85	5	3	2	1
FI	Muni Penn	PNC PA Inter Municipal I	PIBIX	3.9	-4.0	01/11	3.8	2.5	1.2	2	0.58	0.88	1.91	5	5	5	4
FI	Muni Penn	BNY Mel PA Inter Municipal M	MPPIX	3.9	-4.5	12/08	4.0	2.6	1.4	2	0.55	0.84	1.62	4	5	5	5
FI	Muni Penn	AlliBern Muni Inc Penn A	APAAX	4.2	-8.6	12/08	4.1	2.8	1.8	2	0.61	0.90	1.38	3	2	5	2
FI	Muni Penn	Eaton V PA Ltd Mat Muni Inc C	EZPNX	2.8	-6.3	11/08	4.2	2.9	1.6	2	0.26	0.38	0.67	1	2	2	4
FI	Muni Sing St In	Wells Far Adv WI Tax-Free Inv	SWFRX	4.3	-3.8	10/08	3.6	2.4	1.1	2	0.72	1.07	2.37	5	5	5	4
FI	Muni Sing St In	Sterling Cap WV Int Tx-Free I	OWVAX	4.2	-3.4	10/08	3.6	2.4	1.1	2	0.69	1.04	2.34	5	5	5	4
FI	Muni Sing St In	Commerce KS Tax Free Int Bd	KTXIX	4.1	-3.6	07/03	3.6	2.4	1.1	2	0.67	1.00	2.24	5	5	5	4
FI	Muni Sing St In	Commerce MO Tax-Free Int Bd	CFMOX	4.1	-3.7	01/11	3.6	2.4	1.1	2	0.67	0.99	2.20	5	5	5	4
FI	Muni Sing St In	Dupree AL Tax-Free Income	DUALX	4.8	-5.8	11/08	4.8	3.3	1.6	2	0.65	0.95	1.96	4	3	4	4
FI	Muni Sing St In	AlliBern Muni Inc Arizona A	AAZAX	4.6	-6.5	12/08	4.0	2.7	1.5	2	0.71	1.08	1.93	4	2	3	3
FI	Muni Sing St In	Nuveen Oregon Inter Muni Bd I	FORCX	4.1	-4.0	01/11	4.0	2.7	1.2	2	0.60	0.88	1.93	4	5	4	4
FI	Muni Sing St In	Sterling Cap MD Int Tx-Free A	BMAAX	4.0	-3.9	10/08	3.9	2.6	1.2	2	0.59	0.89	1.97	4	5	3	3
FI	Muni Sing St In	Sterling Cap KY Int Tx-Free A	BKTAX	3.9	-3.5	01/11	3.9	2.5	1.1	2	0.57	0.87	1.95	4	5	4	3
FI	Muni Sing St In	Sterling Cap SC Int Tx-Free A	BASCX	3.9	-3.6	10/08	3.9	2.5	1.1	2	0.56	0.87	1.93	4	5	4	3
FI	Muni Sing St In	Sterling Cap VA Int Tx-Free A	BVAAX	3.7	-3.7	01/11	3.8	2.5	1.1	2	0.53	0.80	1.84	4	5	3	3
FI	Muni Sing St In	Dupree MS Tax-Free Income	DUMSX	4.7	-6.6	11/08	5.1	3.5	1.7	2	0.57	0.83	1.72	3	3	4	4
FI	Muni Sing St In	Dupree NC Tax-Free Income	NTFIX	4.5	-6.0	01/11	4.7	3.3	1.6	2	0.59	0.86	1.72	3	3	3	4
FI	Muni Sing St In	Fidelity Maryland Muni Inc	SMDMX	4.3	-5.9	10/08	4.3	3.0	1.5	2	0.61	0.88	1.72	3	3	4	4
FI	Muni Sing St In	Dupree TN Tax-Free Income	TNTIX	4.3	-5.6	11/08	4.4	3.0	1.5	2	0.59	0.84	1.69	3	3	4	4
FI	Muni Sing St In	RidgeWorth S/T Muni Bond I	CMDTX	4.2	-5.9	01/11	4.3	2.9	1.5	2	0.57	0.84	1.59	3	2	2	5
FI	Muni Sing St In	Bishop Street HI Muni Bd Insl	BSHIX	4.0	-5.0	01/11	4.2	3.0	1.4	2	0.56	0.79	1.64	3	3	2	4
FI	Muni Sing St In	AllianceBern Muni Inc II MI A	AMIAX	4.0	-6.0	10/08	3.8	2.6	1.4	2	0.59	0.85	1.60	3	2	4	3
FI	Muni Sing St In	Sentinel GA Muni Bond Instl	SYGIX	3.8	-4.3	07/03	4.1	2.7	1.3	2	0.52	0.80	1.69	3	5	3	4

FI	Muni Sing St In	Colum Conn Int Muni Bd Z	SCTEX	3.7	-4.2	10/08	4.1	2.8	1.3	2	0.49	0.70	1.49	3	4	4	4
FI	Muni Sing St In	Jamestown Tax-Exempt VA	JTEVX	3.2	-3.6	07/03	3.2	2.2	1.0	2	0.47	0.70	1.56	3	5	3	3
FI	Muni Sing St In	RidgeWorth GA Tax-Exempt Bd I	SGATX	4.1	-6.6	01/11	4.8	3.4	1.9	2	0.50	0.70	1.26	2	2	2	4
FI	Muni Sing St In	Viking Tx-Fr for North Dakota	VNDFX	3.7	-7.0	10/08	4.4	3.1	1.8	2	0.45	0.64	1.10	2	1	1	3
FI	Muni Sing St In	Viking Tax-Free for Montana	VMTTX	3.7	-6.2	12/08	4.2	2.8	1.7	3	0.46	0.68	1.15	2	1	2	3
FI	Muni Sing St In	HighMark WI Tax-Exempt A	PWTX	3.5	-5.4	10/08	4.0	2.8	1.4	2	0.45	0.65	1.28	2	1	2	3
FI	Muni Sing St In	WesMark WV Municipal Bond	WMKMX	3.4	-5.6	10/08	3.6	2.5	1.2	2	0.46	0.65	1.33	2	3	5	4
FI	Muni Sing St In	JPMorgan AZ Municipal Bond A	OAMAX	3.2	-4.1	07/03	3.9	2.6	1.2	2	0.39	0.57	1.22	2	3	2	2
FI	Muni Sing St In	Oklahoma Municipal	OKMUX	3.5	-9.1	11/08	4.7	3.5	2.1	2	0.39	0.53	0.89	1	1	2	3
FI	Muni Sing St In	Wilmington Maryland Muni Bd A	ARMRX	3.2	-6.7	12/08	4.0	2.7	1.5	2	0.37	0.54	0.99	1	1	1	2
FI	Muni Sing St In	Nebraska Municipal	NEMUX	3.0	-5.5	11/08	3.5	2.5	1.4	3	0.36	0.52	0.93	1	1	2	3
FI	Muni Sing St Lg	AlliBern Muni Inc Virginia A	AVAAX	4.7	-6.9	11/08	4.2	2.7	1.5	2	0.72	1.11	2.02	5	5	5	3
FI	Muni Sing St Lg	Fidelity Arizona Muni Inc	FAZAX	4.6	-6.2	10/08	4.8	3.4	1.7	2	0.59	0.85	1.66	5	5	5	5
FI	Muni Sing St Lg	Northern AZ Tax-Exempt	NOAZX	4.5	-6.1	01/11	4.8	3.3	1.7	2	0.57	0.83	1.65	5	5	5	5
FI	Muni Sing St Lg	Western Asset Oregon Munis A	SHORX	4.3	-9.9	12/08	4.4	2.8	1.8	2	0.58	0.92	1.39	4	3	3	2
FI	Muni Sing St Lg	Franklin TN Municipal Bond A	FRTIX	4.2	-6.2	11/08	4.6	3.3	1.7	2	0.54	0.76	1.45	4	4	2	2
FI	Muni Sing St Lg	Delaware Tax-Free ID A	VIDAX	4.0	-5.7	01/11	4.6	3.2	1.7	3	0.49	0.71	1.36	4	4	1	1
FI	Muni Sing St Lg	Nuveen WI Municipal Bond A	FWIAX	4.2	-7.9	11/08	5.5	3.7	2.1	2	0.46	0.68	1.22	3	3	2	2
FI	Muni Sing St Lg	Nuveen Nebraska Muni Bond A	FNTAX	4.1	-8.1	12/08	5.2	3.6	1.9	3	0.46	0.67	1.23	3	4	5	2
FI	Muni Sing St Lg	Wells Fargo Adv CO Tax-Free A	NWCOX	3.7	-6.8	12/08	4.4	3.0	1.8	2	0.46	0.66	1.14	3	3	3	3
FI	Muni Sing St Sh	Glenmede NJ Municipal	GTNUX	3.3	-3.2	02/08	3.1	2.1	0.8	2	0.51	0.75	1.87	4	2	3	4
FI	Muni Sing St Sh	Dupree NC Tx-Fr Sh-to-Medium	NTSMX	3.2	-3.0	05/04	3.0	2.0	0.9	2	0.51	0.77	1.76	4	4	4	3
FI	Muni Sing St Sh	Brown Advy Maryland Bd Inv	BIAMX	3.2	-3.6	07/03	3.3	2.2	1.0	2	0.45	0.67	1.55	3	3	3	3
FI	Muni Sing St Sh	Dupree TN Tx-Fr Sh-to-Medium	TTSMX	2.9	-3.0	05/04	3.0	2.0	0.9	2	0.40	0.60	1.32	3	3	3	2
FI	Muni Sing St Sh	Bernstein Short Dur NY Muni	SDNYX	2.0	-0.8	01/11	1.0	0.7	0.2	1	0.35	0.50	1.61	1	5	3	3
FI	Muni Sing St Sh	Bernstein Short Dur CA Muni	SDCMX	1.9	-0.8	12/10	1.0	0.7	0.2	1	0.15	0.21	0.71	1	5	2	2
FI	Nontrad Bond	Eaton V Gbl Macr Abs Ret A	EAGMX	5.6	-3.0	10/08	2.9	1.6	0.7	2	1.31	2.37	5.51	5	3	2	2
FI	Nontrad Bond	Hartford Unconstrained Bond A	HTIAX	4.6	-14.8	11/08	4.9	3.5	3.2	2	0.59	0.82	0.91	1	2	3	2
FI	Nontrad Bond	AlliBern Unconstrained Bond A	AGSAX	4.6	-18.3	11/08	5.2	3.6	4.5	2	0.55	0.79	0.63	1	2	3	5
FI	Short Gov	Commerce Shrt-Term Gov Instl	CFSTX	3.3	-1.8	05/04	1.8	1.1	0.5	1	0.87	1.39	3.43	5	5	4	5
FI	Short Gov	Payden US Government	PYUSX	3.2	-2.2	07/03	2.1	1.3	0.6	1	0.72	1.14	2.46	4	3	2	5
FI	Short Gov	Wilmington Sh Dur Gov Bd Insl	GVLDX	2.9	-1.1	06/04	1.2	0.7	0.3	1	0.94	1.59	4.53	4	5	4	5
FI	Short Gov	Eaton Vance Low Dur Gov Inc A	EALDX	2.8	-2.1	10/08	1.4	0.9	0.4	1	0.80	1.26	2.72	4	3	3	2
FI	Short Gov	CNI Charter Gov Bd Servicing	CNBIX	2.9	-3.3	07/03	2.2	1.5	0.6	1	0.53	0.76	1.79	3	2	2	3
FI	Short Gov	Northern Short-Inter US Govt	NSIUX	2.8	-1.9	05/04	2.1	1.4	0.6	1	0.51	0.81	1.82	3	2	2	3
FI	Short Gov	Sentinel Sh Maturity Govt A	SSIGX	2.7	-1.3	07/03	1.3	0.8	0.2	1	0.75	1.24	4.09	3	4	2	1
FI	Short Gov	Homestead Short-Term Gov	HOSGX	2.7	-0.7	11/05	1.1	0.6	0.2	1	0.87	1.53	5.44	3	5	5	4
FI	Short Gov	iShs Bar 1-3 Year Treas Bd	SHY	2.6	-1.2	05/08	1.5	0.8	0.3	1	0.57	1.00	2.63	3	3	3	4
FI	Short Gov	BNY Mel Sh-Tm US Govt Secs M	MPSUX	2.3	-1.2	05/04	1.4	0.8	0.3	1	0.44	0.76	1.92	2	2	2	2
FI	Short Gov	LWAS/DFA Two-Year Gov Port	DFYGX	2.3	-1.1	06/04	1.2	0.6	0.2	1	0.51	0.96	2.49	2	4	4	2
FI	Short Gov	JPMorgan Treasury & Agency A	OTABX	2.3	-1.7	05/04	1.8	1.1	0.5	1	0.33	0.53	1.25	2	2	1	1
FI	Short Gov	Shelton Sh Tm US Gov Bd Dir	STUSX	2.0	-1.2	05/08	1.3	0.8	0.3	1	0.23	0.39	1.03	1	2	2	2
FI	Short Gov	Manor Bond	MNRBX	1.7	-1.8	05/08	1.8	1.3	0.7	1	-0.02	-0.03	-0.06	1	1	1	2
FI	Short-Tm Bd	Calvert Short Dur Income A	CSDAX	4.3	-4.1	10/08	2.1	1.3	0.8	1	1.23	2.01	3.37	5	2	1	4
FI	Short-Tm Bd	Great-West Short Dur Bd Init	MXSDX	4.3	-2.6	09/08	2.1	1.2	0.7	1	1.23	2.04	3.72	5	5	4	5
FI	Short-Tm Bd	MassMut Premier Sh-Dur Bd S	MSTDX	4.1	-3.7	10/08	2.4	1.5	0.7	1	1.01	1.60	3.38	5	3	5	4
FI	Short-Tm Bd	USAA Short-Term Bond	USSBX	4.0	-4.0	11/08	1.9	1.1	0.7	1	1.21	2.06	3.18	5	3	5	5
FI	Short-Tm Bd	Frost Low Duration Bond Inst	FILDX	3.9	-2.7	11/08	2.1	1.2	0.6	1	1.01	1.74	3.53	5	5	5	5
FI	Short-Tm Bd	Madison Mosaic Inst Bond Y	MIIBX	3.7	-3.5	10/08	2.6	1.5	0.7	1	0.74	1.32	2.89	5	3	2	2
FI	Short-Tm Bd	Vanguard Short-Tm Bd Idx Inv	VBISX	3.5	-1.8	05/04	2.1	1.2	0.5	1	0.84	1.44	3.41	5	4	2	2
FI	Short-Tm Bd	JIC Institutional Bond Fund I	JIBDX	3.5	-1.8	09/08	1.8	1.0	0.4	1	0.99	1.79	4.66	5	5	3	2

FI	Short-Tm Bd	Lord Abbett Short Dur Inc A	LALDX	4.2	-7.1	11/08	3.1	1.9	1.1	2	0.80	1.28	2.33	4	3	3	2
FI	Short-Tm Bd	CNI Charter Corp Bd Servicing	CNCIX	4.0	-5.9	10/08	3.4	2.2	1.1	2	0.67	1.01	2.01	4	3	2	2
FI	Short-Tm Bd	Wasatch-1st Source Income	FMEQX	3.4	-3.2	10/08	2.6	1.7	0.8	1	0.66	1.02	2.14	4	4	2	2
FI	Short-Tm Bd	Transam Part Insl Hi Qual Bd	DIHQX	3.1	-2.5	10/08	1.6	1.0	0.5	1	0.86	1.40	3.09	4	4	4	2
FI	Short-Tm Bd	Payden Low Duration Fund	PYSBX	3.1	-2.5	11/08	1.6	1.0	0.5	1	0.88	1.47	2.71	4	4	2	2
FI	Short-Tm Bd	Wilmington Sh-Tm Corp Bd Insl	MVSTX	3.1	-1.6	10/08	1.3	0.8	0.3	1	1.02	1.76	4.63	4	5	3	2
FI	Short-Tm Bd	Touchstone Sh Dur Fixed Inc Z	TSDGX	3.0	-1.7	10/08	1.5	0.8	0.3	1	0.88	1.56	3.69	4	5	4	2
FI	Short-Tm Bd	Nationwide Short Dur Bd Insl	MCAIX	3.0	-1.4	11/08	1.2	0.6	0.2	1	1.05	2.05	5.37	4	4	2	2
FI	Short-Tm Bd	PNC Limited Maturity Bond I	PMYIX	2.9	-1.2	05/04	1.4	0.8	0.3	1	0.87	1.52	4.21	4	5	3	2
FI	Short-Tm Bd	Virtus Low Duration Income I	HIBIX	4.3	-6.7	11/08	3.0	1.9	1.3	2	0.87	1.35	2.01	3	3	4	5
FI	Short-Tm Bd	GuideStone Fds Low-Dur Bd GS2	GLDYX	3.4	-6.8	11/08	2.3	1.4	1.1	1	0.76	1.22	1.50	3	2	4	5
FI	Short-Tm Bd	Vantagepoint Low Dur Bond Inv	VPIPX	3.4	-5.6	10/08	2.1	1.4	0.9	1	0.82	1.23	1.90	3	2	2	2
FI	Short-Tm Bd	Principal Short-Term Income A	SRHQX	3.3	-3.7	11/08	2.0	1.2	0.8	1	0.79	1.29	1.98	3	3	2	2
FI	Short-Tm Bd	Sextant Short-Term Bond	STBFX	2.8	-3.9	10/08	1.9	1.2	0.6	1	0.57	0.91	1.90	3	3	2	2
FI	Short-Tm Bd	Transam Part High Quality Bd	DVHQX	2.8	-2.6	10/08	1.6	1.0	0.5	1	0.66	1.02	2.20	3	3	3	2
FI	Short-Tm Bd	PIMCO Low Duration III Insl	PLDIX	3.9	-8.6	11/08	3.4	2.3	1.6	2	0.64	0.94	1.41	2	2	3	2
FI	Short-Tm Bd	DWS Short Duration S	DBPIX	3.8	-8.0	11/08	2.6	1.8	1.5	1	0.81	1.14	1.39	2	1	1	2
FI	Short-Tm Bd	Hartford Short Duration A	HSDAX	2.8	-4.0	12/08	1.9	1.2	0.9	1	0.60	0.92	1.27	2	2	2	2
FI	Short-Tm Bd	Amer Indep Strat Income Insl	ISBSX	2.6	-2.9	03/09	1.2	0.6	0.8	1	0.72	1.34	1.12	2	2	4	2
FI	Short-Tm Bd	LWAS/DFA Two-Yr Fx Inc Port	DFCFX	2.3	-1.2	06/04	1.0	0.6	0.2	1	0.58	0.96	2.31	2	5	4	2
FI	Short-Tm Bd	Metro West Low Dur Bd M	MWLDX	3.7	-17.7	03/09	3.8	2.8	4.7	2	0.54	0.73	0.43	1	1	3	3
FI	Short-Tm Bd	Cavalan Hill Short Tm Inc Inv	APSTX	3.1	-18.9	12/08	3.6	2.9	4.7	2	0.39	0.49	0.30	1	1	5	5
FI	Short-Tm Bd	Thrivent Limited Mat Bd A	LBLAX	3.0	-8.7	11/08	2.6	1.8	1.7	1	0.52	0.75	0.77	1	2	2	3
FI	Short-Tm Bd	New Covenant Income	NCICX	2.9	-18.6	11/08	4.5	3.4	4.4	2	0.27	0.35	0.27	1	1	3	2
FI	Short-Tm Bd	STAAR General Bond	SITGX	2.4	-6.5	10/08	2.5	1.8	1.2	1	0.27	0.38	0.55	1	2	1	5
FI	Short-Tm Bd	Invesco Short Term Bond C	STBCX	2.0	-8.8	03/09	2.4	2.1	2.2	2	0.12	0.14	0.13	1	1	2	2
FI	Short-Tm Bd	SEI Daily Inc Ult-Sh Dur Bd A	SECPX	1.9	-10.8	12/08	2.5	1.9	2.6	1	0.09	0.12	0.09	1	1	2	3
FI	Short-Tm Bd	STAAR Short Term Bond	SITBX	1.7	-3.9	03/05	2.4	1.8	1.5	1	-0.02	-0.03	-0.04	1	1	1	2
FI	Ultrashort Bd	RidgeWor US Gv Sec Ult-Sh Bd	SIGVX	2.8	-0.5	08/03	0.8	0.4	0.1	1	1.42	3.10	12.43	5	5	5	2
FI	Ultrashort Bd	Touchstone Ult Sh Dur F/I Z	TSDOX	2.5	-2.4	11/08	1.1	0.7	0.3	1	0.72	1.07	2.39	5	3	5	2
FI	Ultrashort Bd	RidgeWorth Ultra-Short Bond I	SISSX	2.6	-4.5	11/08	1.6	1.1	0.7	1	0.57	0.81	1.33	4	2	3	5
FI	Ultrashort Bd	PNC Ultra Short Bond I	PNCIX	2.3	-0.3	09/08	0.8	0.3	0.1	1	0.74	1.76	9.81	4	5	3	2
FI	Ultrashort Bd	PIA Short Term Securities Adv	PIASX	2.2	-0.4	12/09	0.7	0.3	0.1	1	0.71	1.61	8.12	4	5	4	2
FI	Ultrashort Bd	Core I	SGBFX	2.2	-0.8	08/12	1.0	0.5	0.3	1	0.50	0.95	1.89	4	3	2	2
FI	Ultrashort Bd	Federated Ultrashort Bond Svc	FULBX	2.3	-5.2	11/08	1.4	1.0	1.1	1	0.39	0.55	0.51	3	2	3	5
FI	Ultrashort Bd	Fed Gov Ultrashort Dur Insl	FGUSX	2.1	-0.7	10/08	0.7	0.4	0.1	1	0.55	1.07	4.22	3	4	4	2
FI	Ultrashort Bd	DWS Ultra Short Dur Insl	MGSFX	2.7	-10.4	12/08	2.7	2.0	2.3	1	0.35	0.46	0.41	2	2	2	2
FI	Ultrashort Bd	Goldman Sachs Enhanced Inc A	GEIAX	1.7	-1.1	10/08	0.9	0.5	0.2	1	0.01	0.03	0.05	2	2	2	2
FI	Ultrashort Bd	Payden Limited Maturity	PYLMX	1.7	-2.8	12/08	1.0	0.9	0.6	1	0.00	0.00	-0.01	1	2	2	3
FI	Ultrashort Bd	Nationwide Enhanced Income A	NMEAX	1.6	-1.0	07/03	0.9	0.5	0.2	1	-0.12	-0.20	-0.55	1	2	1	1
FI	Ultrashort Bd	Fidelity Ultra-Short Bond	FUSFX	0.1	-14.7	03/09	2.2	2.3	9.1	3	-0.73	-0.71	-0.18	1	2	2	5
FI	Ultrashort Bd	AMF Ultra Short	AULTX	-2.9	-38.2	03/09	5.8	5.6	24.2	5	-0.79	-0.82	-0.19	1	1	2	2
FI	World Bond	Great-West Temp Glob Bd Init	MXGBX	8.2	-10.0	02/09	8.0	5.2	2.4	4	0.80	1.25	2.72	5	3	2	3
FI	World Bond	Dreyfus/Standish GI Fx Inc I	SDGIX	6.5	-2.6	05/04	3.4	1.7	0.7	2	1.41	2.89	6.63	5	5	5	5
FI	World Bond	Oppen International Bond A	OIBAX	8.6	-15.9	10/08	8.9	5.7	3.9	3	0.78	1.22	1.79	4	2	2	2
FI	World Bond	West Asset Global Gov Bond I	WAFIX	5.5	-5.8	07/03	4.6	2.7	1.6	2	0.81	1.40	2.28	4	4	2	5
FI	World Bond	Payden Global Low Dur Fund	PYGSX	3.4	-4.3	11/08	1.9	1.2	0.9	1	0.86	1.35	1.86	4	4	4	5
FI	World Bond	Wells Far Adv Intl Bond Insl	ESICX	6.7	-12.8	10/08	8.7	5.2	4.1	3	0.57	0.97	1.21	3	2	2	2
FI	World Bond	PIMCO Global Bond (USD-Hdg) A	PAIIX	5.2	-10.3	11/08	3.9	2.4	2.1	2	0.90	1.44	1.70	3	4	5	5
FI	World Bond	PIMCO Global Bond (Unh) Insl	PIGLX	7.0	-17.5	11/08	8.1	4.9	4.6	4	0.66	1.08	1.15	2	2	4	2
FI	World Bond	Mgrs Global Income Oppor	MGGBX	6.7	-20.0	10/08	8.2	5.4	4.7	3	0.60	0.91	1.05	2	2	4	3

FI	World Bond	GMO Global Bond III	GMGBX	6.6	-24.7	02/09	8.0	5.4	6.6	3	0.61	0.90	0.74	2	2	5	5
FI	World Bond	GMO International Bond III	GMIBX	6.5	-27.1	02/09	9.5	6.3	7.6	3	0.50	0.75	0.62	2	2	4	3
FI	World Bond	Delaware International Bond A	DPIFX	6.1	-11.7	11/05	8.7	5.4	4.6	3	0.51	0.81	0.95	2	2	2	2
FI	World Bond	GMO Currency Hdg Intl Bd III	GMHBX	5.6	-18.2	01/09	5.1	3.4	4.7	2	0.76	1.13	0.82	2	3	5	5
FI	World Bond	PACE Inter Fixed Income P	PCGLX	5.1	-17.3	10/08	9.0	5.8	5.0	4	0.37	0.58	0.67	2	2	2	2
FI	World Bond	SA Global Fixed Income	SAXIX	2.7	-3.7	05/04	2.6	1.9	0.9	1	0.37	0.51	1.01	2	5	4	5
FI	World Bond	DFA Two-Year Glob Fixed-Inc I	DFGFX	2.3	-1.2	06/04	0.9	0.6	0.2	1	0.68	1.11	2.80	2	5	5	5
FI	World Bond	SEI Insl Intl Tr Intl Fx-Inc	SEFIX	4.0	-11.9	02/09	5.3	3.2	5.6	2	0.43	0.71	0.41	1	3	4	5
FI	World Bond	UBS Global Bond Y	BPGBX	3.2	-17.1	02/09	6.6	4.5	4.5	3	0.22	0.33	0.33	1	2	2	2
AA	Aggress Alloc	VALIC Co II Agrsv Grth Lifest	VAGLX	10.2	-44.3	02/09	13.2	9.1	13.2	4	0.64	0.93	0.64	5	5	5	4
AA	Aggress Alloc	Leuthold Core Invest Retail	LCORX	9.8	-36.5	02/09	12.8	8.8	11.0	5	0.63	0.92	0.73	5	1	1	3
AA	Aggress Alloc	Mann & Nap Pro-Blnd Max Tm S	EXHAX	9.6	-46.8	02/09	15.4	10.5	13.5	5	0.51	0.75	0.58	5	5	2	4
AA	Aggress Alloc	Gr-West Modly Agg Prfl II Ino	MXBPX	9.0	-42.1	02/09	13.0	9.0	11.4	4	0.56	0.81	0.64	5	5	4	4
AA	Aggress Alloc	Value Line Asset Allocation	VLAAX	8.9	-39.9	02/09	11.5	8.1	12.1	4	0.63	0.89	0.60	5	5	5	5
AA	Aggress Alloc	Gr-West Modly Agg Pro I Init	MXRPX	8.8	-42.2	02/09	12.9	9.0	11.5	4	0.55	0.79	0.62	5	5	4	4
AA	Aggress Alloc	RidgeWorth Grth Alloc Strat I	CLVGX	8.0	-37.0	02/09	11.4	7.9	10.2	4	0.56	0.80	0.62	5	5	4	3
AA	Aggress Alloc	InvestEd Growth	WAGRX	7.9	-34.7	02/09	11.8	8.0	9.9	5	0.53	0.77	0.62	5	5	1	1
AA	Aggress Alloc	T. R Pr Personal St Grth	TRSGX	9.5	-48.2	02/09	14.8	10.4	14.0	5	0.52	0.75	0.55	4	5	4	3
AA	Aggress Alloc	Fidelity Asset Mgr 85%	FAMRX	9.2	-49.2	02/09	15.6	10.8	14.9	5	0.48	0.70	0.50	4	4	3	4
AA	Aggress Alloc	Am Cent Strat Allc: Agrsv Inv	TWSAX	9.1	-43.2	02/09	12.9	9.1	13.2	4	0.57	0.81	0.56	4	4	5	3
AA	Aggress Alloc	Fidelity Four-in-One Index	FFNOX	8.5	-45.9	02/09	13.5	9.5	13.7	4	0.51	0.72	0.50	4	4	4	4
AA	Aggress Alloc	Franklin Temp Grth Alloc A	FGTIX	8.5	-40.7	02/09	12.7	8.8	11.8	4	0.53	0.77	0.57	4	4	2	1
AA	Aggress Alloc	MFS Growth Allocation A	MAGWX	8.3	-44.6	02/09	13.4	9.5	12.6	4	0.49	0.70	0.52	4	4	4	2
AA	Aggress Alloc	Schwab MarketTrack Growth Inv	SWHGX	8.3	-45.3	02/09	13.4	9.4	13.2	4	0.49	0.70	0.50	4	4	4	4
AA	Aggress Alloc	Vanpnt Mod Pt Lg-Tm Gr Inv M	VPLGX	8.3	-42.1	02/09	12.6	8.8	12.3	4	0.52	0.74	0.53	4	5	4	4
AA	Aggress Alloc	Nuveen Strat Growth Alloc R3	FSNSX	7.9	-42.8	02/09	12.9	9.2	12.1	4	0.48	0.67	0.51	4	3	3	3
AA	Aggress Alloc	Nuveen Strat Aggr Gr Allc R3	FSASX	8.5	-47.7	02/09	14.9	10.6	14.5	5	0.46	0.64	0.47	3	2	2	3
AA	Aggress Alloc	Vanguard LifeStrat Growth Inv	VASGX	8.4	-47.6	02/09	13.6	9.7	14.5	4	0.50	0.70	0.46	3	3	4	4
AA	Aggress Alloc	Putnam Dyn Asset Alloc Gr A	PAEAX	8.3	-49.6	02/09	14.7	10.5	15.1	4	0.45	0.63	0.44	3	3	2	2
AA	Aggress Alloc	GuideStone Fds Grth Alloc GS4	GCOZX	8.0	-44.3	02/09	12.8	9.0	13.1	4	0.49	0.70	0.48	3	4	4	3
AA	Aggress Alloc	Nation Inv Dests Mod Agrsv A	NDMAX	7.7	-44.2	02/09	13.1	9.2	13.0	4	0.46	0.65	0.46	3	3	3	2
AA	Aggress Alloc	Dela Foundation Grth Allc A	DFGAX	7.6	-42.6	02/09	12.8	8.9	12.6	4	0.46	0.65	0.46	3	4	2	2
AA	Aggress Alloc	Russell LifePoints Grth St E	RALEX	7.8	-48.6	02/09	14.2	10.2	15.3	5	0.43	0.60	0.40	2	2	2	3
AA	Aggress Alloc	ICON Eqty Income C	IOECX	7.6	-51.7	02/09	15.1	10.5	17.2	4	0.39	0.56	0.34	2	3	4	5
AA	Aggress Alloc	Principal SAM Cons Grth A	SAGPX	7.4	-45.6	02/09	13.2	9.4	13.9	4	0.43	0.61	0.41	2	3	3	2
AA	Aggress Alloc	Transam Asset Allc Mod Gr A	IMLAX	7.1	-43.4	02/09	12.6	9.0	13.2	4	0.43	0.60	0.41	2	2	2	1
AA	Aggress Alloc	Trans Insl At Allc Itm/Lg Hrzn	DILHX	6.7	-43.0	02/09	12.0	8.7	13.1	4	0.41	0.57	0.38	2	4	5	4
AA	Aggress Alloc	Trans Asset Allc Int/Lg Hrzn	DVASX	6.4	-43.6	02/09	12.0	8.8	13.5	4	0.39	0.53	0.34	2	3	5	3
AA	Aggress Alloc	Trans Insl At Allc Lng Hrzn	DILSX	7.0	-51.2	02/09	14.9	10.8	17.8	5	0.35	0.48	0.30	1	2	3	3
AA	Aggress Alloc	Legg Mason Lifest Alloc 85% A	SCHAX	7.0	-49.2	02/09	15.0	10.6	15.8	4	0.35	0.50	0.33	1	3	2	2
AA	Aggress Alloc	Forward Growth Alloc Insl	ACGAX	6.9	-47.5	02/09	13.1	9.5	16.9	5	0.40	0.55	0.31	1	1	2	3
AA	Aggress Alloc	ING Strat Alloc Growth Port I	ISAGX	6.9	-49.4	02/09	14.1	10.2	15.6	4	0.37	0.51	0.33	1	2	4	4
AA	Aggress Alloc	Alpine Foundation Inst	ADBYX	6.6	-46.1	02/09	13.3	9.6	15.3	4	0.37	0.51	0.32	1	3	5	4
AA	Aggress Alloc	Transam Asset Allc Long Hrzn	DVLSX	6.6	-51.9	02/09	15.0	11.0	18.3	5	0.33	0.44	0.27	1	2	3	3
AA	Aggress Alloc	Sterling Cap Strat Allc Gr I	BCMTX	6.5	-44.7	02/09	12.9	9.2	14.2	4	0.37	0.52	0.34	1	3	2	3
AA	Aggress Alloc	Wells Fargo Adv WB Grth Bal	WBGBX	6.5	-48.7	02/09	14.0	10.1	15.5	4	0.34	0.47	0.31	1	2	2	2
AA	Aggress Alloc	Timothy Plan Strat Growth A	TSGAX	5.8	-50.4	02/09	15.3	11.3	17.8	5	0.27	0.36	0.23	1	1	1	1
AA	Conserv Alloc	Hussman Strategic Tot Return	HSTRX	6.3	-7.7	10/08	6.1	3.9	1.4	3	0.76	1.19	3.21	5	5	3	1
AA	Conserv Alloc	Mann & Nap Pro-Blnd Cnsrv Tm	EXDAX	6.2	-10.4	02/09	4.6	2.9	2.0	2	0.97	1.53	2.20	5	5	5	5
AA	Conserv Alloc	InvestEd Conservative	WICAX	4.3	-4.0	06/10	2.8	1.5	0.8	2	0.94	1.70	3.24	5	5	2	4
AA	Conserv Alloc	Great-West Cons Pro II Init	MXCPX	6.2	-19.6	02/09	6.3	4.3	4.3	2	0.71	1.05	1.04	4	4	3	3

AA	Conserv Alloc	Great-West Cons Pro I Init	MXVPX	6.1	-19.7	02/09	6.4	4.3	4.4	2	0.69	1.01	1.00	4	4	3	3
AA	Conserv Alloc	Vanguard LifeStrat Income Inv	VASIX	5.6	-15.5	02/09	4.8	3.3	3.3	2	0.81	1.15	1.16	4	4	5	5
AA	Conserv Alloc	DWS Target 2014 A	KRFEX	4.0	-7.4	02/09	4.1	2.6	1.8	2	0.56	0.88	1.27	4	3	4	1
AA	Conserv Alloc	Nationwide Inv Dest Cnsv A	NDCAX	4.0	-10.1	02/09	3.5	2.4	2.2	2	0.64	0.95	1.05	4	3	4	1
AA	Conserv Alloc	VALIC Co II Cnsvr Gr Lifest	VCGLX	8.0	-26.7	02/09	8.0	5.4	6.9	3	0.78	1.16	0.91	3	4	4	5
AA	Conserv Alloc	T. Rowe Price Personal St Inc	PRSIX	7.8	-27.3	02/09	8.6	5.8	6.5	3	0.71	1.05	0.94	3	3	3	3
AA	Conserv Alloc	Mann & Nap Pro-Blnd Mod Tm S	EXBAX	7.6	-26.4	02/09	8.5	5.7	6.4	3	0.70	1.04	0.92	3	3	2	3
AA	Conserv Alloc	Vanguard Tax-Managed Bal Adm	VTMFX	7.1	-25.2	02/09	7.7	5.2	6.2	3	0.70	1.03	0.87	3	3	4	4
AA	Conserv Alloc	Dela Foundation Cnsv Allc A	DFIAX	6.6	-21.4	02/09	7.3	4.8	5.2	2	0.67	1.03	0.95	3	4	2	2
AA	Conserv Alloc	Am Cent Strat Allc Cnsvr Inv	TWSCX	6.6	-23.2	02/09	7.0	4.7	5.5	2	0.70	1.05	0.88	3	3	3	3
AA	Conserv Alloc	Vang LifeStrat Cnsvr Gr Inv	VSCGX	6.6	-28.0	02/09	7.5	5.3	6.9	3	0.65	0.92	0.71	3	2	3	4
AA	Conserv Alloc	Madison Diversified Income A	MBLAX	6.4	-23.9	02/09	6.8	4.5	5.9	2	0.69	1.05	0.80	3	3	5	3
AA	Conserv Alloc	Franklin Temp Cnsvr Alloc A	FTCIX	6.3	-21.9	02/09	7.2	4.8	5.3	3	0.64	0.95	0.87	3	2	1	1
AA	Conserv Alloc	Target Conservative Alloc A	PCGAX	6.3	-26.1	02/09	7.2	4.9	6.3	2	0.63	0.93	0.73	3	2	3	2
AA	Conserv Alloc	MFS Conservative Allocation A	MACFX	6.3	-23.1	02/09	6.9	4.6	5.1	2	0.66	0.99	0.89	3	3	3	2
AA	Conserv Alloc	Principal SAM Cons Bal A	SAIPX	6.2	-26.7	02/09	7.6	5.2	6.4	3	0.59	0.86	0.71	3	3	2	2
AA	Conserv Alloc	JHVIT Lifestyle Cons Tr Ser I	JELCX	6.2	-20.5	02/09	6.0	4.3	4.6	2	0.75	1.04	0.98	3	3	5	5
AA	Conserv Alloc	Colum Cap Alloc Mod Cnsvr A	NLGAX	6.2	-23.4	02/09	6.8	4.7	5.7	2	0.65	0.95	0.78	3	3	3	2
AA	Conserv Alloc	Sentinel Cons Strategies A	SECMX	6.1	-19.1	02/09	6.8	4.7	4.5	3	0.65	0.94	0.98	3	3	2	1
AA	Conserv Alloc	Vanpnt Mod Pt Cnsvr Gr Inv M	VPCGX	6.1	-24.3	02/09	7.1	5.0	5.9	3	0.62	0.89	0.75	3	3	2	3
AA	Conserv Alloc	Sterling Cap St Allc Cnsvr I	BMGTX	6.0	-24.9	02/09	7.2	4.9	6.0	2	0.60	0.87	0.72	3	3	2	3
AA	Conserv Alloc	Trans Insl At Allc Shtlnt Hrzn	DIHSX	5.9	-22.8	02/09	6.5	4.6	5.5	2	0.64	0.90	0.75	3	3	4	4
AA	Conserv Alloc	Principal SAM Flexible Inc A	SAUPX	5.7	-19.2	02/09	5.9	4.0	4.2	2	0.68	1.01	0.95	3	4	4	3
AA	Conserv Alloc	API Efficient Frontier Inc A	APIUX	5.7	-25.4	11/08	11.0	7.3	5.7	4	0.36	0.55	0.70	3	5	1	5
AA	Conserv Alloc	JPMorgan Inv Cons Grth A	OICAX	5.4	-16.7	02/09	5.4	3.6	3.8	2	0.68	1.01	0.98	3	4	2	2
AA	Conserv Alloc	Nation Inv Dest Mod Cnsvr A	NADCX	5.4	-22.3	02/09	6.5	4.5	5.3	2	0.57	0.81	0.69	3	2	2	1
AA	Conserv Alloc	Wells Fargo Adv Cons Alloc Ad	NVCBX	5.3	-19.3	02/09	4.8	3.3	4.5	2	0.74	1.08	0.79	3	4	5	5
AA	Conserv Alloc	Russell LifePoints Cnsvr St E	RCLEX	5.0	-19.9	02/09	5.4	3.9	4.5	2	0.59	0.83	0.71	3	3	4	5
AA	Conserv Alloc	GuideSt Fds Cnsvr Alloc GS4	GFIZX	4.9	-16.6	02/09	4.6	3.1	3.8	2	0.69	1.03	0.85	3	3	4	4
AA	Conserv Alloc	GuideStone Fds Bal Alloc GS4	GGIZX	7.3	-32.9	02/09	9.2	6.4	8.4	3	0.61	0.88	0.67	2	2	3	3
AA	Conserv Alloc	Thrivent Divr Income Plus A	AAHYX	7.1	-31.0	02/09	8.9	6.4	8.0	3	0.61	0.85	0.68	2	3	3	4
AA	Conserv Alloc	JHVIT Lifestyle Mod Ser I	JELMX	7.1	-31.9	02/09	8.6	6.2	7.9	3	0.63	0.87	0.68	2	2	3	4
AA	Conserv Alloc	Goldman Sachs Inc Builder A	GSBFX	7.1	-34.6	02/09	9.3	6.4	8.7	3	0.57	0.83	0.62	2	3	3	3
AA	Conserv Alloc	Target Moderate Allocation A	PAMGX	7.0	-39.7	02/09	10.8	7.6	11.8	4	0.49	0.70	0.44	2	1	1	2
AA	Conserv Alloc	Transam Asset Allc Cnsvr A	ICLAX	6.4	-28.2	02/09	8.3	5.9	7.0	3	0.56	0.79	0.66	2	2	1	1
AA	Conserv Alloc	Trans Insl Asst Allc Int Hrzn	DIHX	6.3	-33.4	02/09	9.2	6.6	9.1	3	0.50	0.70	0.50	2	2	2	3
AA	Conserv Alloc	Wells Fargo Adv Mod Bal Adm	NVMBX	6.2	-32.5	02/09	8.4	5.9	8.8	3	0.53	0.76	0.51	2	2	2	3
AA	Conserv Alloc	Touchstone Strategic Income Y	MXIIX	6.1	-31.7	02/09	9.4	6.9	7.5	3	0.47	0.64	0.59	2	3	5	5
AA	Conserv Alloc	Russell LifePoints Mod St E	RMLEX	6.1	-31.4	02/09	8.2	5.9	7.9	3	0.54	0.75	0.56	2	2	2	3
AA	Conserv Alloc	Nuveen Strat Cons Allc R3	FSJSX	6.0	-27.7	02/09	7.7	5.5	6.4	3	0.56	0.79	0.68	2	2	3	4
AA	Conserv Alloc	Transam Asset Allc Interm Hrzn	DVMSX	5.9	-33.9	02/09	9.2	6.7	9.4	3	0.46	0.63	0.45	2	2	2	3
AA	Conserv Alloc	Legg Mason Lifest Alloc 50% A	SBBAX	5.9	-36.2	02/09	10.3	7.2	9.3	3	0.41	0.58	0.45	2	2	2	2
AA	Conserv Alloc	Schwab MarketTrack Cons Inv	SWCGX	5.9	-27.7	02/09	7.2	5.1	7.1	2	0.58	0.82	0.59	2	2	4	4
AA	Conserv Alloc	ING Strat Alloc Cnsvr Port I	ISAIX	5.7	-33.1	02/09	8.4	6.1	8.6	3	0.48	0.66	0.47	2	2	3	4
AA	Conserv Alloc	Timothy Plan Cons Grth A	TCGAX	5.7	-37.2	02/09	10.6	7.8	10.9	4	0.38	0.51	0.36	2	1	1	1
AA	Conserv Alloc	Goldman Sachs Bal Strat A	GIPAX	5.7	-28.3	02/09	8.1	5.8	7.5	3	0.49	0.68	0.52	2	1	1	2
AA	Conserv Alloc	Legg Mason Lifest Alloc 30% A	SBCPX	5.6	-29.3	02/09	8.2	5.8	7.1	3	0.48	0.68	0.55	2	3	3	2
AA	Conserv Alloc	Trans Asset Allc Sh/Int Hrzn	DVSIX	5.5	-23.3	02/09	6.5	4.7	5.7	2	0.59	0.81	0.67	2	3	4	4
AA	Conserv Alloc	Putnam Dyn At Alloc Cnsvr A	PACAX	5.4	-29.1	11/08	7.7	5.7	7.0	3	0.49	0.65	0.53	2	2	2	2
AA	Conserv Alloc	Forward Income & Grth Alloc I	AIGAX	5.3	-25.1	02/09	6.4	4.5	6.8	3	0.56	0.79	0.53	2	3	2	4
AA	Conserv Alloc	Teberg	TEBRX	5.2	-34.7	02/09	10.4	7.4	8.9	5	0.33	0.47	0.39	2	2	1	1

AA	Conserv Alloc	New Covenant Balanced Income	NCBIX	4.7	-28.8	02/09	7.0	5.2	8.2	3	0.42	0.57	0.36	2	2	3	3
AA	Conserv Alloc	AdvisorOne Clermont N	CLERX	5.6	-38.8	02/09	10.5	7.7	11.7	3	0.37	0.51	0.33	1	2	2	3
AA	Conserv Alloc	SunAm Foc Mul-Asset Strat A	FASAX	5.5	-43.8	02/09	12.3	9.2	15.3	5	0.31	0.41	0.25	1	1	1	1
AA	Conserv Alloc	IMS Strategic Income	IMSIX	4.0	-49.2	02/09	11.2	8.9	16.9	4	0.20	0.25	0.13	1	1	1	4
AA	Convertibles	AllianzGI Convertible Instl	ANNPX	11.1	-34.8	11/08	12.6	8.5	9.4	4	0.74	1.10	0.99	5	5	5	4
AA	Convertibles	PIMCO Convertible Instl	PCFICX	8.1	-45.3	02/09	12.9	9.2	12.2	4	0.50	0.70	0.53	3	3	5	2
AA	Convertibles	GAMCO Vertumnus AAA	GAGCX	4.4	-48.7	11/08	11.8	9.4	17.3	4	0.23	0.28	0.15	1	1	1	4
AA	Mod Alloc	Villere Balanced Inv	VILLX	10.5	-40.7	02/09	14.1	9.3	11.0	4	0.62	0.94	0.80	5	5	5	5
AA	Mod Alloc	Buffalo Flexible Income	BUFBX	10.3	-36.2	02/09	10.6	7.6	9.1	3	0.81	1.14	0.94	5	4	5	5
AA	Mod Alloc	FPA Crescent	FPACX	10.2	-28.8	02/09	9.9	6.6	7.1	4	0.85	1.27	1.19	5	5	4	4
AA	Mod Alloc	Hennessy Eqty and Income Inst	HEIIX	10.0	-31.2	02/09	8.8	5.9	7.8	3	0.95	1.41	1.06	5	5	5	5
AA	Mod Alloc	Tributary Balanced Instl	FOBAX	9.2	-35.0	02/09	11.1	7.5	8.4	4	0.68	1.00	0.89	5	5	5	2
AA	Mod Alloc	Oakmark Eqty & Income I	OAKBX	9.2	-27.2	02/09	9.4	6.3	6.7	4	0.79	1.19	1.11	5	4	2	2
AA	Mod Alloc	Janus Aspen Balanced Instl	JABLX	8.8	-22.2	02/09	9.1	5.9	5.5	4	0.78	1.21	1.29	5	5	4	4
AA	Mod Alloc	Mgrs AMG Chicago Eq Part Bal	MBEAX	8.4	-28.4	02/09	8.8	5.9	6.6	3	0.75	1.13	1.00	5	5	5	4
AA	Mod Alloc	LKCM Balanced	LKBAX	8.3	-27.5	02/09	9.3	6.4	7.0	4	0.71	1.03	0.95	5	5	4	3
AA	Mod Alloc	RidgeWorth Mod Alloc Strat I	CLVBX	7.6	-26.4	02/09	8.4	5.7	6.5	3	0.70	1.03	0.90	5	5	4	3
AA	Mod Alloc	Gr-West Modly Cnsvr Prfl II I	MXDPX	7.6	-26.7	02/09	8.5	5.7	6.2	3	0.69	1.02	0.94	5	5	4	4
AA	Mod Alloc	Gr-West Modly Cnsvr Prfl I In	MXTPX	7.4	-26.7	02/09	8.5	5.8	6.3	3	0.67	0.99	0.91	5	5	3	4
AA	Mod Alloc	Boston Trust Asset Management	BTBFX	7.4	-25.5	02/09	8.5	5.8	7.0	3	0.67	0.98	0.82	5	5	4	4
AA	Mod Alloc	VALIC Co II Mod Gr Lifestyle	VMGLX	9.1	-36.0	02/09	10.7	7.3	9.8	3	0.69	1.01	0.76	4	5	5	4
AA	Mod Alloc	ING Inves VanK Eq & Inc Pt I	IUAIX	9.0	-35.5	02/09	11.1	7.4	9.5	4	0.66	0.99	0.77	4	5	2	5
AA	Mod Alloc	T. Rowe Price Personal St Bal	TRPBX	8.9	-38.4	02/09	11.7	8.1	10.0	4	0.62	0.89	0.72	4	4	4	3
AA	Mod Alloc	Mann & Nap Pro-Blnd Ex Tm S	MNBAX	8.8	-35.4	02/09	11.0	7.5	9.2	4	0.64	0.93	0.77	4	4	3	4
AA	Mod Alloc	Colum Thermostat Z	COTZX	8.6	-42.4	02/09	12.1	8.5	10.1	4	0.57	0.81	0.68	4	4	5	4
AA	Mod Alloc	JPMorgan Diversified Instl	JPDVX	8.5	-35.5	02/09	11.0	7.5	9.0	4	0.62	0.91	0.75	4	5	3	4
AA	Mod Alloc	Great-West Mod Pro II Init	MXMPX	8.3	-33.9	02/09	10.6	7.2	8.4	4	0.62	0.91	0.78	4	4	3	3
AA	Mod Alloc	Amer Cent Strat Allc: Mod Inv	TWSMX	8.2	-34.9	02/09	10.2	7.1	9.7	4	0.63	0.92	0.67	4	3	4	3
AA	Mod Alloc	Great-West Mod Profile I Init	MXOPX	8.2	-33.9	02/09	10.5	7.2	8.5	4	0.61	0.89	0.76	4	4	3	3
AA	Mod Alloc	Franklin Templeton Mod Allc A	FMTIX	7.4	-29.6	02/09	9.4	6.3	7.6	4	0.61	0.90	0.76	4	3	2	1
AA	Mod Alloc	Dela Foundation Mod Allc A	DFBAX	7.3	-32.0	02/09	10.0	6.8	8.3	4	0.56	0.82	0.67	4	4	2	1
AA	Mod Alloc	WesMark Balanced	WMBLX	6.8	-29.8	02/09	9.3	6.3	7.4	3	0.54	0.80	0.68	4	5	5	3
AA	Mod Alloc	JPMorgan Investor Balanced A	OGIAX	6.7	-27.1	02/09	8.3	5.7	6.6	3	0.60	0.88	0.75	4	4	2	2
AA	Mod Alloc	InvestEd Balanced	WBLAX	6.2	-24.7	02/09	8.4	5.7	6.9	4	0.54	0.79	0.66	4	2	1	1
AA	Mod Alloc	ASTON/Montag & Caldwell Bal N	MOBAX	6.1	-26.9	02/09	8.8	6.3	6.5	3	0.50	0.69	0.67	4	5	5	4
AA	Mod Alloc	Northern Income Eqty	NOIEX	8.8	-41.7	02/09	12.7	9.0	11.2	4	0.56	0.79	0.63	3	4	4	5
AA	Mod Alloc	FundX Conservative Upgrader	RELAX	8.7	-36.1	02/09	11.1	7.5	11.5	4	0.62	0.92	0.60	3	2	1	4
AA	Mod Alloc	JHVIT Lifestyle Bal Ser I	JELBX	8.0	-40.2	02/09	10.9	7.9	11.1	4	0.58	0.79	0.56	3	2	4	4
AA	Mod Alloc	Colum Cap Alloc Mod Agrsv A	NBIAX	7.8	-37.4	02/09	11.2	7.7	10.1	4	0.55	0.79	0.61	3	3	2	1
AA	Mod Alloc	USAA First Start Growth	UFSGX	7.8	-41.5	02/09	12.4	8.5	11.0	4	0.49	0.72	0.55	3	4	2	4
AA	Mod Alloc	Vanguard LifeStrat Mod Gr Inv	VSMGX	7.7	-37.8	02/09	10.4	7.4	10.4	3	0.57	0.81	0.58	3	3	4	4
AA	Mod Alloc	JPMorgan Inv Grth & Income A	ONGIX	7.5	-37.5	02/09	11.2	7.8	10.2	4	0.51	0.74	0.57	3	3	2	2
AA	Mod Alloc	Cavanal Hill Balanced Inv	APBAX	7.4	-35.9	02/09	9.7	6.7	9.8	3	0.59	0.85	0.58	3	4	5	4
AA	Mod Alloc	AllianzGI Global Allocation A	PALAX	7.4	-37.2	02/09	11.0	7.6	10.1	4	0.52	0.75	0.56	3	2	1	2
AA	Mod Alloc	MassMutual Premier Balanced S	MBLDX	7.4	-33.7	02/09	9.5	6.7	8.7	3	0.59	0.84	0.65	3	5	5	5
AA	Mod Alloc	MFS Moderate Allocation A	MAMAX	7.4	-34.6	02/09	10.2	7.1	8.7	3	0.55	0.79	0.65	3	3	3	2
AA	Mod Alloc	Nuveen Strategy Bal Allc R3	FSKSX	7.3	-38.7	02/09	11.2	8.0	10.3	4	0.50	0.69	0.54	3	2	2	3
AA	Mod Alloc	Lord Abbett Bal Strategy A	LABFX	7.2	-37.7	02/09	11.8	8.2	10.2	4	0.47	0.68	0.54	3	3	1	2
AA	Mod Alloc	Vanpnt Mod Pt TrGr Inv M	VPTGX	7.2	-34.9	02/09	10.1	7.1	9.5	4	0.54	0.77	0.58	3	3	3	3
AA	Mod Alloc	BNY Mellon Asset Allocation M	MPBLX	7.1	-32.2	02/09	10.1	7.0	8.8	4	0.54	0.77	0.62	3	3	1	2
AA	Mod Alloc	Sit Balanced	SIBAX	7.1	-34.3	02/09	9.6	6.7	9.6	4	0.56	0.81	0.56	3	3	4	3

AA	Mod Alloc	Schwab Balanced	SWOBX	7.1	-32.5	02/09	9.6	6.8	9.2	3	0.56	0.79	0.58	3	4	4	3
AA	Mod Alloc	Transam Asset Allc Moderate A	IMOAX	7.0	-34.9	02/09	10.1	7.2	9.6	3	0.52	0.73	0.55	3	2	2	1
AA	Mod Alloc	ING MFS Tot Return Port S	IMSRX	6.9	-33.3	02/09	9.3	6.5	8.8	3	0.56	0.80	0.59	3	4	4	4
AA	Mod Alloc	Holland Balanced	HOLBX	6.0	-29.4	02/09	8.9	6.3	7.4	3	0.48	0.68	0.57	3	4	3	5
AA	Mod Alloc	JHVIT Lifestyle Grth Tr Ser I	JELGX	8.7	-46.9	02/09	13.3	9.5	14.2	4	0.53	0.74	0.49	2	2	3	3
AA	Mod Alloc	Russell LifePoints Bal St E	RBLEX	7.3	-40.5	02/09	11.2	8.1	11.3	4	0.49	0.68	0.49	2	2	2	3
AA	Mod Alloc	Transamerica Multi-Mgd Bal A	IBALX	7.2	-40.9	02/09	12.0	8.5	12.0	4	0.46	0.65	0.46	2	4	5	2
AA	Mod Alloc	Delaware Dividend Income A	DDIAX	7.2	-43.9	02/09	12.0	8.9	13.5	4	0.46	0.62	0.41	2	3	3	4
AA	Mod Alloc	PNC Balanced Allocation I	PBLIX	7.2	-37.3	02/09	10.6	7.5	11.2	4	0.52	0.74	0.49	2	2	4	3
AA	Mod Alloc	Schwab MarketTrack Bal Inv	SWBGX	7.1	-37.0	02/09	10.2	7.2	10.2	3	0.53	0.75	0.53	2	3	4	4
AA	Mod Alloc	Principal SAM Balanced A	SABPX	7.0	-36.9	02/09	10.4	7.3	10.0	3	0.51	0.73	0.54	2	3	3	2
AA	Mod Alloc	Federated MDT Balanced Instl	QIBGX	7.0	-39.4	02/09	11.3	8.4	12.5	4	0.47	0.64	0.43	2	1	2	4
AA	Mod Alloc	Transamerica Part Instl Bal	DIBFX	6.9	-38.8	02/09	10.1	7.2	10.5	3	0.52	0.72	0.49	2	4	5	5
AA	Mod Alloc	Putnam Dyn Asset Alloc Bal A	PABAX	6.9	-41.6	02/09	11.5	8.3	11.6	4	0.45	0.62	0.44	2	2	2	2
AA	Mod Alloc	CornerCap Balanced	CBLFX	6.8	-36.9	02/09	11.3	8.0	9.7	5	0.45	0.64	0.53	2	3	2	2
AA	Mod Alloc	GE Instl Strategic Invest Inv	GSIVX	6.8	-37.3	02/09	11.0	7.8	11.4	4	0.47	0.65	0.45	2	1	2	3
AA	Mod Alloc	Two Oaks Divr Grth & Income A	TWOAX	6.7	-42.4	02/09	12.9	9.1	12.1	4	0.39	0.55	0.41	2	2	4	2
AA	Mod Alloc	Transamerica Partners Bal	DVIBX	6.6	-39.1	02/09	10.1	7.2	10.8	3	0.48	0.67	0.45	2	4	5	5
AA	Mod Alloc	Nationwide Inv Dest Mod A	NADMX	6.5	-33.8	02/09	9.7	6.8	9.1	3	0.50	0.71	0.53	2	2	2	2
AA	Mod Alloc	Sterling Cap Strat Allc Bal I	BCGTX	6.4	-37.0	02/09	10.6	7.4	10.6	4	0.45	0.64	0.44	2	3	2	3
AA	Mod Alloc	Rainier Balanced Original	RIMBX	6.3	-34.5	02/09	10.0	7.2	10.5	4	0.46	0.64	0.43	2	1	3	2
AA	Mod Alloc	Northern Glob Tac Asset Allc	BBALX	6.1	-30.5	02/09	9.1	6.3	8.5	4	0.48	0.70	0.52	2	5	4	4
AA	Mod Alloc	Walden Asset Management	WSBFX	6.1	-29.3	02/09	9.0	6.4	8.5	4	0.48	0.68	0.52	2	3	3	2
AA	Mod Alloc	Forward Balanced Alloc Instl	ABAAX	6.0	-34.0	02/09	8.8	6.3	10.1	4	0.49	0.68	0.43	2	2	1	3
AA	Mod Alloc	Victory Balanced A	SBALX	5.9	-35.5	02/09	10.3	7.4	10.1	4	0.40	0.57	0.41	2	1	1	2
AA	Mod Alloc	ING Capital Allocation I	ALEXG	5.5	-32.9	02/09	9.1	6.5	8.8	4	0.42	0.59	0.44	2	3	3	3
AA	Mod Alloc	Wells Fargo Adv Grth Bal Ad	NVGBX	7.3	-45.9	02/09	13.0	9.2	14.1	4	0.43	0.60	0.39	1	2	2	3
AA	Mod Alloc	Forward Multi-Strategy Inst	AAGRX	6.8	-54.1	02/09	15.6	11.4	21.3	5	0.33	0.45	0.24	1	1	1	2
AA	Mod Alloc	Legg Mason Lifest Alloc 70% A	SCGRX	6.6	-43.5	02/09	12.8	9.1	12.5	4	0.38	0.54	0.39	1	2	2	2
AA	Mod Alloc	ING Strat Alloc Mod Port I	IIMDX	6.4	-42.2	02/09	11.3	8.2	12.2	4	0.41	0.57	0.38	1	2	3	4
AA	Mod Alloc	Fwd Grth & Inc Alloc Instl	AGWAX	6.2	-39.9	02/09	10.4	7.5	12.5	4	0.44	0.60	0.36	1	2	1	3
AA	Mod Alloc	USAA Cornerstone Moderate	USBSX	6.2	-43.9	02/09	11.3	8.2	11.6	4	0.40	0.54	0.39	1	3	2	4
AA	Mod Alloc	Thrivent Balanced A	AABFX	5.9	-39.5	02/09	11.6	8.3	10.7	4	0.36	0.51	0.39	1	2	2	1
AA	Mod Alloc	New Covenant Balanced Growth	NCBGX	5.9	-38.2	02/09	10.1	7.4	11.7	4	0.41	0.57	0.36	1	2	3	3
AA	Mod Alloc	Hartford Balanced A	ITTAX	5.7	-42.4	02/09	11.6	8.4	11.9	4	0.35	0.48	0.34	1	2	2	2
AA	Mod Alloc	SunAmerica Foc Bal Strategy A	FBAAX	5.2	-38.7	02/09	10.4	7.6	12.4	4	0.33	0.46	0.28	1	1	1	1
AA	Mod Alloc	State Farm Eqty & Bd A Legacy	SLBAX	4.7	-36.3	02/09	9.0	6.6	12.2	4	0.33	0.45	0.24	1	2	4	3
AA	Mod Alloc	Hennessy Balanced Investor	HBFBX	4.6	-37.9	02/09	9.1	6.4	10.3	3	0.32	0.45	0.28	1	2	5	3
AA	Mod Alloc	Wilmington Strat Allc Mod A	ARBAX	4.6	-39.8	02/09	11.3	8.0	11.6	4	0.26	0.36	0.25	1	1	1	1
AA	Mod Alloc	UTC North American	UTCNX	3.3	-37.7	02/09	10.5	8.0	16.4	4	0.15	0.20	0.10	1	1	1	3
AA	Retire Income	Wells Far Adv DJ Tgt Today A	STWRX	4.6	-9.9	10/08	4.5	2.9	2.1	2	0.65	1.01	1.37	5	4	4	1
AA	Retire Income	T. Rowe Price Ret Income	TRRIX	6.9	-25.1	02/09	7.6	5.2	5.9	3	0.68	1.00	0.88	3	4	2	3
AA	Retire Income	BlackRock LifePath Ret Instl	STLAX	6.1	-23.0	02/09	7.0	4.9	5.2	2	0.63	0.91	0.85	3	4	4	4
AA	Retire Income	Fidelity Freedom Income	FFFAX	4.6	-16.2	02/09	4.6	3.2	3.6	2	0.63	0.89	0.79	3	4	4	4
AA	Retire Income	Principal LifeTime St Inc Ins	PLSIX	5.9	-29.7	02/09	6.9	5.1	8.0	2	0.60	0.81	0.52	1	2	5	5
AA	Retire Income	DWS LifeCompass Retirement S	SCPCX	5.3	-30.4	02/09	7.7	5.7	8.3	3	0.46	0.62	0.43	1	2	2	4
AA	Target '16-20	T. Rowe Price Retirement 2020	TRRBX	9.1	-43.7	02/09	13.1	9.1	12.1	4	0.56	0.81	0.61	5	5	3	3
AA	Target '16-20	BlackRock LifePath 2020 Instl	STLCX	7.1	-37.4	02/09	10.5	7.5	10.0	3	0.51	0.72	0.53	4	4	4	3
AA	Target '16-20	Fidelity Freedom 2020	FFFDX	7.5	-42.4	02/09	11.7	8.4	12.2	4	0.49	0.69	0.47	3	3	3	3
AA	Target '16-20	Wells Fargo Adv DJ Tgt 2020 A	STTRX	6.1	-32.7	02/09	9.2	6.5	8.6	3	0.47	0.67	0.51	3	2	3	1
AA	Target '16-20	Principal LifeTime 2020 Instl	PLWIX	7.6	-45.7	02/09	12.4	9.0	13.8	4	0.47	0.65	0.42	1	3	3	3

AA	Target '16-20	DWS LifeCompass 2020 S	SPGRX	7.0	-43.4	02/09	12.1	8.6	13.4	4	0.43	0.61	0.39	1	1	2	3
AA	Target '26-30	T. Rowe Price Retirement 2030	TRRCX	9.6	-48.7	02/09	15.0	10.5	14.2	4	0.53	0.75	0.56	5	5	3	4
AA	Target '26-30	BlackRock LifePath 2030 Instl	STLDX	7.4	-44.8	02/09	12.8	9.2	13.1	4	0.44	0.62	0.43	3	4	3	3
AA	Target '26-30	Principal LifeTime 2030 Instl	PMTIX	7.9	-48.8	02/09	13.7	9.9	15.2	4	0.45	0.63	0.41	2	4	3	4
AA	Target '26-30	Fidelity Freedom 2030	FFFEY	7.8	-48.4	02/09	13.8	9.9	15.1	4	0.44	0.61	0.40	2	3	3	4
AA	Target '26-30	Wells Fargo Adv DJ Tgt 2030 A	STHRX	6.8	-44.5	02/09	12.8	9.1	12.8	4	0.40	0.56	0.40	2	3	2	1
AA	Target '36-40	T. Rowe Price Retirement 2040	TRRDY	9.6	-49.9	02/09	15.6	10.9	14.7	5	0.51	0.72	0.54	5	5	3	4
AA	Target '36-40	Principal LifeTime 2040 Instl	PTDIX	8.1	-50.9	02/09	14.6	10.6	16.5	4	0.44	0.61	0.39	2	4	3	4
AA	Target '36-40	Fidelity Freedom 2040	FFFFX	8.1	-50.6	02/09	14.9	10.7	16.3	4	0.43	0.59	0.39	2	3	3	4
AA	Target '36-40	BlackRock LifePath 2040 Instl	STLEX	7.6	-50.3	02/09	14.8	10.7	15.9	4	0.40	0.55	0.37	2	3	3	3
AA	Target '36-40	Wells Fargo Adv DJ Tgt 2040 A	STFRX	7.5	-50.0	02/09	15.0	10.7	14.9	4	0.39	0.55	0.39	2	3	2	1
AA	Target '46-50	Principal LifeTime 2050 Instl	PPLIX	8.4	-52.0	02/09	15.4	11.0	17.2	5	0.44	0.61	0.39	5	3	3	4
AA	Target '00-10	Wells Fargo Adv DJ Tgt 2010 A	STNRX	5.2	-18.4	02/09	6.1	4.2	4.2	2	0.57	0.82	0.83	5	3	5	3
AA	Target '00-10	T. Rowe Price Retirement 2010	TRRAX	8.4	-35.8	02/09	10.5	7.2	9.3	3	0.63	0.92	0.72	4	4	2	3
AA	Target '00-10	Fidelity Freedom 2000	FFFBX	4.8	-18.8	02/09	5.0	3.6	4.3	2	0.61	0.86	0.70	4	5	5	3
AA	Target '00-10	Fidelity Freedom 2010	FFFCX	6.5	-34.1	02/09	9.3	6.6	8.9	3	0.51	0.72	0.53	2	3	2	3
AA	Target '00-10	Principal LifeTime 2010 Instl	PTTIX	6.7	-41.3	02/09	10.4	7.6	12.0	4	0.48	0.65	0.42	1	2	3	3
AA	Target '11-15	DWS LifeCompass 2015 S	SPBAX	5.9	-39.7	02/09	10.5	7.7	11.8	4	0.40	0.55	0.36	5	1	2	3
AA	World Alloc	Waddell & Reed Asset Strat A	UNASX	11.4	-29.9	11/08	14.8	9.5	9.4	5	0.65	1.01	1.02	5	2	2	2
AA	World Alloc	Ivy Asset Strategy C	WASCX	11.0	-29.8	11/08	14.6	9.5	9.7	5	0.63	0.98	0.96	5	2	2	3
AA	World Alloc	GMO Global Asset Alloc III	GMWAX	9.4	-29.4	02/09	8.9	5.7	7.4	3	0.86	1.34	1.04	5	5	4	4
AA	World Alloc	PIMCO All Asset Instl	PAAIX	8.0	-23.6	11/08	9.4	6.6	5.3	3	0.68	0.96	1.20	5	5	5	5
AA	World Alloc	Thornburg Inv Inc Builder A	TIBAX	11.3	-44.4	02/09	12.6	8.5	12.5	4	0.76	1.13	0.76	4	3	3	4
AA	World Alloc	Loom Sy Glob Eqty and Inc Y	LSWWX	11.3	-44.8	02/09	14.6	10.1	13.0	4	0.66	0.95	0.73	3	4	4	3
AA	World Alloc	Wells Fargo Adv Asset Alloc A	EAAFY	7.6	-32.0	02/09	9.1	6.1	8.4	4	0.64	0.97	0.70	3	3	3	2
AA	World Alloc	Ivy Global Income Alloc A	IVBAX	9.0	-45.6	02/09	14.4	9.7	13.0	5	0.51	0.75	0.56	2	2	2	2
AA	World Alloc	Calamos Global Grth & Inc A	CVLOX	8.0	-42.8	02/09	12.4	8.8	13.4	4	0.51	0.72	0.47	2	2	2	2
AA	World Alloc	API Efficient Fr Core Inc A	APIMX	7.2	-64.0	02/09	19.3	14.1	25.7	5	0.29	0.39	0.22	1	1	2	3
AA	World Alloc	Goldman Sachs Growth Strat A	GGSEX	7.2	-52.3	02/09	15.1	11.1	18.7	5	0.37	0.50	0.30	1	2	2	2
AA	World Alloc	Gold Sachs Grth & Inc Strat A	GOIAX	6.8	-42.7	02/09	11.8	8.6	13.4	4	0.43	0.58	0.38	1	2	2	2
EQ	China Region	Matthews China Investor	MCHFX	16.7	-60.0	02/09	24.2	15.8	21.5	5	0.62	0.95	0.70	5	5	3	2
EQ	China Region	Templeton China World A	TCWAX	15.5	-56.6	02/09	22.6	15.0	19.8	5	0.61	0.92	0.70	5	5	4	2
EQ	China Region	Fidelity China Region	FHKCX	14.7	-57.1	02/09	22.3	14.4	19.9	5	0.58	0.91	0.66	5	5	4	4
EQ	China Region	iShs MSCI Hong Kong Index	EWX	14.0	-55.2	02/09	21.7	14.1	19.2	5	0.57	0.87	0.64	5	5	5	5
EQ	China Region	Colum Greater China A	NGCAX	15.2	-64.7	02/09	26.1	17.3	29.2	5	0.52	0.78	0.46	3	3	2	2
EQ	China Region	Dreyfus Greater China A	DPCAX	14.2	-72.4	10/08	30.9	20.5	27.7	5	0.40	0.61	0.45	3	3	1	2
EQ	China Region	Guin Atk China & Hong Kong	ICHKX	13.9	-66.8	02/09	26.7	17.6	26.4	5	0.45	0.69	0.46	3	3	2	2
EQ	China Region	GMO Taiwan III	GMOTX	9.1	-57.4	01/09	23.5	15.6	19.4	5	0.31	0.47	0.38	2	4	5	2
EQ	China Region	iShs MSCI Taiwan Index	EWT	8.2	-58.0	01/09	24.5	16.1	18.9	5	0.26	0.40	0.34	2	3	4	2
EQ	China Region	U.S. Global Invs China Region	USCOX	11.2	-67.4	02/09	24.5	16.0	35.4	5	0.39	0.59	0.27	1	1	2	3
EQ	China Region	Shelton Greater China	SGFCX	5.8	-63.0	01/09	24.1	16.7	24.2	5	0.17	0.25	0.17	1	2	3	3
EQ	Commod Brd	PIMCO Com Real Ret Strat Instl	PCRIX	7.2	-60.4	02/09	21.6	15.9	25.3	5	0.25	0.34	0.22	5	5	5	5
EQ	Commod Brd	Oppen Commod Strat Tot Ret A	QRAAX	-0.5	-72.8	02/09	25.2	19.4	44.0	5	-0.09	-0.11	-0.05	1	1	1	1
EQ	Commun	T. Rowe Price Media & Telecom	PRMTX	18.9	-54.0	02/09	19.7	12.9	16.0	5	0.87	1.33	1.08	5	5	5	3
EQ	Commun	Fidelity Select Wireless	FWRLX	16.0	-57.1	11/08	20.2	13.4	20.2	5	0.71	1.06	0.71	5	5	4	3
EQ	Commun	iShs S&P Global Telecom	IXP	9.6	-44.9	02/09	14.5	9.7	17.7	4	0.54	0.81	0.44	4	2	4	3
EQ	Commun	Wireless	WIREX	9.9	-60.8	02/09	23.4	16.0	25.3	5	0.35	0.51	0.32	3	1	1	2
EQ	Commun	GAMCO Global Telecom AAA	GABTX	9.5	-52.5	02/09	16.6	11.8	21.1	5	0.47	0.66	0.37	3	1	2	2
EQ	Commun	Fidelity Adv Comms Equip A	FDMAX	8.0	-60.1	02/09	26.8	18.1	22.2	5	0.23	0.35	0.28	3	2	1	1
EQ	Commun	ProFunds Telecom UltSect Inv	TCPIX	8.4	-65.8	02/09	23.8	17.0	34.0	5	0.28	0.39	0.20	2	2	5	4
EQ	Commun	iShs Dow Jones US Telecom	IYZ	6.7	-54.1	02/09	17.6	12.9	24.1	5	0.29	0.39	0.21	2	3	2	2

EQ	Commun	Rydex Telecommunications Adv	RYMAX	4.3	-56.5	02/09	18.9	13.8	26.8	5	0.13	0.18	0.09	1	1	1	1
EQ	Commun	ProFds UltSect Mbl Tele Inv	WCPIX	-5.1	-94.0	10/09	43.8	33.6	63.9	5	-0.16	-0.20	-0.11	1	1	3	5
EQ	Consum Cyc	Cons Discret Select Sect SPDR	XLY	10.2	-54.9	02/09	18.4	12.0	16.8	4	0.46	0.71	0.51	3	4	5	3
EQ	Consum Cyc	iShs Dow Jones US Cons Ser	IYC	10.0	-48.4	02/09	16.1	10.7	14.7	4	0.51	0.78	0.56	3	4	5	5
EQ	Consum Cyc	Rydex Retailing Inv	RYRIX	9.4	-49.9	02/09	18.5	12.2	16.9	4	0.42	0.63	0.46	2	4	3	2
EQ	Consum Cyc	ICON Consumer Discretionary S	ICCCX	9.3	-57.4	02/09	19.1	12.7	18.9	5	0.39	0.59	0.40	2	3	5	3
EQ	Consum Cyc	Fidelity Adv Cons Discret A	FCNAX	8.0	-53.0	02/09	17.6	11.8	16.6	5	0.35	0.53	0.37	2	3	2	2
EQ	Consum Cyc	Rydex Leisure Inv	RYLIX	9.7	-64.5	02/09	21.2	14.9	22.2	5	0.38	0.53	0.36	1	1	3	4
EQ	Consum Def	Cons Staples Select Sect SPDR	XLP	10.5	-27.8	02/09	10.2	6.6	6.3	4	0.86	1.32	1.40	5	5	5	5
EQ	Consum Def	Rydex Consumer Products Inv	RYCIX	11.5	-34.6	02/09	11.5	7.8	9.0	4	0.85	1.26	1.09	3	4	5	3
EQ	Consum Def	iShs Dow Jones US Cons Goods	IYK	10.5	-38.3	02/09	12.6	8.5	9.7	4	0.69	1.04	0.90	2	2	3	3
EQ	Consum Def	ICON Consumer Staples S	ICLEX	8.4	-50.3	02/09	15.8	11.0	14.3	4	0.42	0.61	0.47	1	1	2	4
EQ	Currency	Fed Prudent DollarBear A	PSAFX	3.7	-11.6	10/08	8.0	5.1	4.4	4	0.25	0.40	0.46	2	1	2	1
EQ	Divers EMs	Oppen Developing Markets A	ODMAX	20.3	-57.3	02/09	22.7	14.4	16.1	5	0.82	1.29	1.16	5	5	4	2
EQ	Divers EMs	DFA Emerging Markets Value I	DFEVX	20.1	-64.5	02/09	26.7	17.4	20.4	5	0.69	1.06	0.90	5	3	2	3
EQ	Divers EMs	DFA Emerging Mrkts Sm Cap I	DEMSX	20.0	-63.3	02/09	25.4	16.9	19.4	5	0.72	1.08	0.94	5	5	4	4
EQ	Divers EMs	Delaware Pooled EMs	DPEMX	19.6	-54.5	02/09	21.3	13.9	14.8	5	0.84	1.29	1.21	5	5	5	4
EQ	Divers EMs	Lazard EMs Eqty Instl	LZEMX	19.4	-57.1	02/09	23.3	15.4	16.0	5	0.76	1.15	1.11	5	4	4	3
EQ	Divers EMs	Brandes Emerging Markets I	BEMIX	19.2	-56.5	02/09	23.4	14.9	15.8	5	0.75	1.17	1.10	5	5	3	3
EQ	Divers EMs	Invesco Developing Markets A	GTDDX	19.0	-59.4	02/09	21.9	14.7	17.9	5	0.79	1.18	0.97	5	5	5	3
EQ	Divers EMs	Parametric Tax-Mgd EM Instl	EITEX	19.0	-60.1	02/09	22.0	14.7	18.0	5	0.78	1.17	0.96	5	3	4	3
EQ	Divers EMs	Virtus Emerging Mrkts Oppor I	HIEMX	18.6	-53.3	02/09	20.1	13.4	16.9	5	0.84	1.26	1.00	5	5	5	5
EQ	Divers EMs	JPMorgan EMs Eq Instl	JMIEX	17.9	-58.2	02/09	22.9	15.0	17.8	5	0.71	1.08	0.91	5	4	3	3
EQ	Divers EMs	DFA Emerging Markets II	DFETX	17.9	-59.1	02/09	23.0	15.0	18.0	5	0.70	1.08	0.90	5	4	3	3
EQ	Divers EMs	Wells Fargo Adv EMs Eq A	EMGAX	17.7	-56.9	02/09	22.4	14.5	17.0	5	0.71	1.10	0.94	5	3	3	1
EQ	Divers EMs	Driehaus Emerging Mrkts Grth	DREGX	19.8	-62.4	02/09	23.3	15.0	20.9	5	0.78	1.20	0.86	4	4	5	4
EQ	Divers EMs	DFA Emerging Markets I	DFEMX	17.5	-59.2	02/09	23.0	15.1	18.1	5	0.69	1.05	0.87	4	4	3	3
EQ	Divers EMs	Delaware Emerging Markets A	DEMAY	17.0	-60.1	02/09	23.3	15.5	19.2	5	0.66	0.99	0.80	4	3	2	2
EQ	Divers EMs	iShs MSCI South Africa Index	EZA	16.6	-55.7	02/09	26.9	17.7	17.2	5	0.55	0.84	0.86	4	5	4	2
EQ	Divers EMs	ING JPMorgan EMs Eq Port S	IJPIX	16.6	-59.7	02/09	23.7	15.6	18.6	5	0.63	0.95	0.80	4	4	3	3
EQ	Divers EMs	Acadian Emerging Mrkts Instl	AEMGX	18.9	-67.5	02/09	26.2	17.8	24.8	5	0.66	0.97	0.69	3	3	4	4
EQ	Divers EMs	Harding Loevner EMs Advisor	HLEMX	16.9	-61.2	02/09	23.1	15.6	20.5	5	0.66	0.98	0.74	3	3	4	4
EQ	Divers EMs	Vanguard EMs Stock Idx	VEIEX	16.6	-62.7	02/09	24.4	16.1	21.0	5	0.61	0.92	0.71	3	3	3	2
EQ	Divers EMs	RS Emerging Markets A	GBEMX	16.4	-64.2	02/09	25.6	16.8	20.4	5	0.57	0.87	0.72	3	2	1	1
EQ	Divers EMs	American Beacon EMs Inst	AEMFX	15.7	-61.4	02/09	23.6	15.9	20.7	5	0.59	0.88	0.68	3	3	2	3
EQ	Divers EMs	BNY Mellon Emerging Markets M	MEMKX	15.1	-56.9	02/09	23.2	15.5	17.5	5	0.58	0.86	0.77	3	3	2	2
EQ	Divers EMs	American Funds New World A	NEWFX	13.9	-53.0	02/09	18.8	13.1	16.4	5	0.65	0.93	0.74	3	3	4	3
EQ	Divers EMs	Dreyfus Emerging Markets A	DRFMX	13.5	-56.4	02/09	23.2	15.4	17.2	5	0.51	0.77	0.69	3	2	1	1
EQ	Divers EMs	Forward Emerging Mrkts Instl	PTEMX	17.6	-64.6	02/09	24.9	16.6	24.2	5	0.64	0.95	0.65	2	3	3	5
EQ	Divers EMs	Pear Tr PanAgora Dyn EMs Ord	QFFOX	17.3	-67.9	02/09	25.8	17.8	27.3	5	0.60	0.88	0.57	2	2	4	3
EQ	Divers EMs	GMO Emerging Markets III	GMOEX	17.0	-65.2	02/09	24.6	16.5	23.8	5	0.62	0.92	0.64	2	2	3	2
EQ	Divers EMs	Bernstein Emerging Markets	SNEMX	16.7	-64.7	02/09	25.6	17.1	23.2	5	0.59	0.88	0.65	2	2	2	2
EQ	Divers EMs	Principal Intl EMs R2	PEASX	16.7	-64.0	02/09	24.4	16.4	24.3	5	0.61	0.91	0.62	2	2	3	3
EQ	Divers EMs	Colum Emerging Markets Z	UMEMX	16.6	-63.6	02/09	24.0	16.5	22.8	5	0.62	0.90	0.65	2	3	4	5
EQ	Divers EMs	T. Rowe Price Instl EMs Eq	IEMFX	16.4	-68.7	02/09	26.1	17.7	25.1	5	0.56	0.83	0.59	2	2	3	3
EQ	Divers EMs	GMO Emerging Countries III	GMCEX	16.4	-65.0	02/09	24.7	16.7	24.1	5	0.59	0.88	0.61	2	2	3	2
EQ	Divers EMs	T. Rowe Price EMs Stock	PRMSX	16.3	-68.2	02/09	26.0	17.6	24.8	5	0.56	0.83	0.59	2	2	3	3
EQ	Divers EMs	BLDRS EMs 50 ADR Index	ADRE	15.8	-57.9	02/09	24.2	15.8	21.7	5	0.58	0.89	0.65	2	2	1	1
EQ	Divers EMs	Templeton Instl EMs Ser Adv	TEEMX	15.6	-63.1	02/09	23.4	15.9	21.7	5	0.59	0.87	0.64	2	4	5	3
EQ	Divers EMs	Consulting Group EMs Eqty	TEMUX	15.5	-63.8	02/09	24.6	16.6	23.2	5	0.56	0.83	0.59	2	2	3	3
EQ	Divers EMs	PACE Inter Em Mkts Eq P	PCEMX	15.4	-61.7	02/09	23.2	15.7	21.6	5	0.59	0.87	0.63	2	3	4	3

EQ	Divers EMs	MFS Emerging Markets Eqty A	MEMAX	15.0	-63.1	02/09	23.2	15.8	22.7	5	0.57	0.84	0.59	2	2	2	1
EQ	Divers EMs	USAA Emerging Markets	USEMX	14.4	-60.3	02/09	23.6	16.0	20.3	5	0.54	0.79	0.62	2	2	2	2
EQ	Divers EMs	SEI Instl Intl Tr EMs Eq A	SIEMX	14.3	-62.1	02/09	23.5	16.0	21.8	5	0.54	0.79	0.58	2	2	2	3
EQ	Divers EMs	Van Eck Emerging Markets A	GBFAX	16.5	-73.4	02/09	27.7	18.9	26.7	5	0.53	0.79	0.55	1	3	4	4
EQ	Divers EMs	SSgA Emerging Markets Instl	SSEMXX	15.8	-65.5	02/09	24.8	16.8	25.3	5	0.57	0.84	0.56	1	2	3	2
EQ	Divers EMs	Amer Cent Emerging Mrkts Inv	TWMIX	15.8	-68.1	02/09	25.6	17.7	28.0	5	0.55	0.79	0.50	1	2	3	4
EQ	Divers EMs	Legg Mason Batterymarch EMs C	LMEMX	15.7	-65.6	02/09	25.5	17.4	25.4	5	0.55	0.80	0.55	1	1	1	2
EQ	Divers EMs	Goldman Sachs EMs Eqty A	GEMAX	14.2	-64.6	02/09	24.9	16.6	23.5	5	0.50	0.75	0.53	1	2	1	1
EQ	Divers EMs	Sit Developing Markets Growth	SDMGX	13.4	-63.3	02/09	23.1	15.8	23.3	5	0.50	0.74	0.50	1	2	2	2
EQ	Divers EMs	DWS Emerging Markets Eqty S	SEMGX	13.2	-65.0	02/09	24.5	16.9	27.2	5	0.47	0.68	0.42	1	1	1	2
EQ	Divers EMs	Pioneer Emerging Markets A	PEMFX	12.6	-66.2	02/09	25.1	17.8	27.9	5	0.43	0.61	0.39	1	1	1	1
EQ	Dvrs Pac/Asia	Wells Far Adv Asia Pac Inv	SASPX	13.7	-61.9	02/09	21.0	14.2	26.7	5	0.57	0.85	0.45	4	2	4	4
EQ	Dvrs Pac/Asia	ICON Asia-Pacific Region S	ICARX	11.1	-64.9	02/09	22.0	15.1	25.4	5	0.43	0.62	0.37	1	2	2	2
EQ	Dvrs Pac/Asia	BLDRS Asia 50 ADR Index	ADRA	8.9	-55.6	02/09	19.7	13.2	21.9	5	0.37	0.55	0.33	1	2	2	1
EQ	Eq Prec Met	Tocqueville Gold	TGLDX	14.6	-61.2	10/08	32.4	20.7	17.3	5	0.40	0.62	0.74	5	5	5	3
EQ	Eq Prec Met	First Eagle Gold A	SGGDY	11.7	-46.3	10/08	27.6	17.6	13.4	5	0.36	0.57	0.75	5	5	5	2
EQ	Eq Prec Met	Gabelli Gold AAA	GOLDX	12.0	-60.7	10/08	35.0	22.5	17.7	5	0.29	0.46	0.58	4	3	4	5
EQ	Eq Prec Met	Rydex Precious Metals Inv	RYPMX	7.2	-63.5	10/08	36.1	24.1	20.9	5	0.15	0.23	0.26	1	2	4	5
EQ	Eq Prec Met	ProFds Prec Mtls UltSect Inv	PMPIX	2.8	-77.0	10/08	50.5	33.8	34.0	5	0.02	0.03	0.03	1	1	1	3
EQ	Equity Energy	ICON Energy S	ICENX	16.2	-49.4	02/09	24.2	15.2	18.1	5	0.60	0.95	0.80	5	5	3	4
EQ	Equity Energy	Energy Select Sector SPDR	XLE	15.3	-53.2	02/09	22.8	15.0	20.2	5	0.60	0.91	0.67	5	4	4	3
EQ	Equity Energy	iShs Dow Jones US Energy	IYE	14.7	-51.3	02/09	21.9	14.4	19.6	5	0.59	0.90	0.66	5	4	4	3
EQ	Equity Energy	Int Wil Bsn/Md-N Amer Stk A	ICPAX	11.3	-38.0	02/09	21.3	13.8	12.5	5	0.45	0.70	0.77	5	5	4	2
EQ	Equity Energy	iShs S&P Global Energy	IXC	12.5	-49.6	02/09	21.5	14.1	18.9	5	0.50	0.77	0.57	4	3	3	2
EQ	Equity Energy	Fidelity Select Natural Res	FNARX	14.4	-62.3	02/09	26.5	18.1	25.4	5	0.48	0.70	0.50	3	3	2	2
EQ	Equity Energy	ProFds UltSect Oil & Gas Inv	ENPIX	15.4	-69.7	02/09	33.2	22.1	33.8	5	0.41	0.62	0.41	2	3	3	3
EQ	Equity Energy	Rydex Energy Inv	RYEIX	13.1	-59.9	02/09	25.2	17.1	24.8	5	0.45	0.67	0.46	2	3	3	3
EQ	Equity Energy	Rydex Energy Services Inv	RYVIX	12.1	-68.1	02/09	30.6	21.0	29.5	5	0.34	0.49	0.35	1	3	2	2
EQ	Equity Energy	Fidelity Select Natural Gas	FSNGX	11.2	-65.9	02/09	27.4	19.1	32.1	5	0.35	0.50	0.30	1	2	2	3
EQ	Europe Stock	Invesco European Sm Company A	ESMAX	17.9	-62.8	02/09	21.3	14.6	25.1	5	0.76	1.11	0.65	5	4	5	4
EQ	Europe Stock	iShs MSCI Sweden Index	EWD	16.5	-62.7	02/09	25.9	16.7	21.0	5	0.57	0.88	0.70	5	5	4	5
EQ	Europe Stock	Henderson European Focus A	HFEAX	15.6	-60.3	02/09	24.2	16.1	19.3	5	0.58	0.87	0.72	5	5	2	1
EQ	Europe Stock	European Eqty A	VEEEX	13.5	-52.4	02/09	22.9	14.7	17.5	5	0.52	0.80	0.67	5	4	1	1
EQ	Europe Stock	iShs MSCI Switzerland Cap Idx	EWL	12.8	-46.5	02/09	16.7	11.2	13.7	5	0.66	0.99	0.81	5	5	5	5
EQ	Europe Stock	Mutual European Z	MEURX	11.7	-40.7	02/09	13.3	9.0	14.6	5	0.75	1.11	0.69	5	5	4	5
EQ	Europe Stock	ING Russia A	LETRX	15.2	-78.1	01/09	35.3	23.8	30.6	5	0.38	0.56	0.44	4	2	1	1
EQ	Europe Stock	Fidelity Nordic	FNORX	13.7	-66.9	02/09	24.7	16.9	26.8	5	0.48	0.71	0.45	4	4	4	4
EQ	Europe Stock	iShs MSCI Germany Index	EWG	13.1	-60.5	02/09	25.1	16.8	24.3	5	0.45	0.68	0.47	4	3	3	3
EQ	Europe Stock	Invesco European Growth A	AEDAX	12.7	-57.4	02/09	18.3	12.7	21.4	5	0.60	0.87	0.52	4	4	5	3
EQ	Europe Stock	Colum European Eqty A	AXEAX	10.2	-51.6	02/09	18.4	12.4	17.4	5	0.46	0.69	0.49	4	5	4	2
EQ	Europe Stock	T. Rowe Price Em Europe Fd	TREMX	14.3	-79.8	02/09	31.9	23.0	33.2	5	0.40	0.55	0.38	3	2	2	2
EQ	Europe Stock	Metzler/Payden European EMs	MPYMX	13.5	-75.0	02/09	31.5	21.6	29.4	5	0.37	0.54	0.40	3	1	1	1
EQ	Europe Stock	U.S. Glob Invs Eastern Eur	EUROX	13.3	-75.0	02/09	30.4	21.4	33.8	5	0.38	0.54	0.34	3	2	2	1
EQ	Europe Stock	Fidelity Europe Cap Apprec	FECAX	10.3	-58.0	02/09	21.1	14.6	24.7	5	0.41	0.59	0.35	3	3	3	4
EQ	Europe Stock	Ivy European Oppor A	IEOAX	10.6	-60.6	02/09	20.5	14.2	27.7	5	0.43	0.62	0.32	2	2	3	2
EQ	Europe Stock	JPMorgan Intrepid European A	VEUAX	10.0	-60.5	02/09	21.0	14.6	27.1	5	0.40	0.57	0.31	2	3	3	3
EQ	Europe Stock	ICON Europe S	ICSEX	9.8	-63.5	02/09	22.3	16.0	29.7	5	0.36	0.50	0.27	2	2	3	4
EQ	Europe Stock	iS MSCI Netherlands Inv Mkt I	EWN	9.4	-60.2	02/09	22.4	16.0	24.9	5	0.34	0.48	0.31	2	2	2	4
EQ	Europe Stock	iShs S&P Europe 350 Index	IEV	9.3	-58.9	02/09	20.1	14.0	24.3	5	0.38	0.54	0.31	2	3	3	4
EQ	Europe Stock	Fid Adv Europe Cap Apprec A	FAEAX	8.8	-59.3	02/09	21.3	14.9	26.0	5	0.33	0.48	0.27	2	2	3	3
EQ	Europe Stock	iShs MSCI United Kingdom Idx	EWU	8.6	-59.2	02/09	17.9	12.2	23.8	5	0.38	0.56	0.29	2	4	5	3

EQ	Europe Stock	iShs MSCI Spain Capped Index	EWP	8.6	-58.8	05/12	26.2	17.9	26.0	5	0.26	0.38	0.26	2	1	1	2
EQ	Europe Stock	iShs MSCI France Index	EWQ	8.5	-57.4	02/09	22.6	15.8	25.2	5	0.30	0.43	0.27	2	2	2	3
EQ	Europe Stock	BLDRS Europe 100 ADR Index	ADRU	8.4	-59.0	02/09	19.9	13.7	24.8	5	0.34	0.49	0.27	2	3	3	4
EQ	Europe Stock	iShs MSCI EMU Index	EZU	8.3	-61.4	02/09	23.3	16.4	28.6	5	0.28	0.40	0.23	2	2	2	3
EQ	Europe Stock	SPDR STOXX Europe 50	FEU	7.6	-57.9	02/09	19.7	13.8	24.5	5	0.30	0.43	0.24	2	3	3	4
EQ	Europe Stock	Shelton Eur Grth & Inc Direct	EUGIX	7.2	-54.5	02/09	19.3	13.4	22.3	5	0.28	0.41	0.24	2	3	2	3
EQ	Europe Stock	iShs MSCI Belgium Cap Inv Mkt	EWK	9.3	-70.1	02/09	23.8	17.7	34.9	5	0.32	0.43	0.22	1	2	3	5
EQ	Europe Stock	iShs MSCI Austria Cap Inv Mkt	EWO	9.1	-73.4	02/09	28.9	20.9	35.7	5	0.26	0.35	0.21	1	1	2	2
EQ	Europe Stock	Toreador International A	TMRFX	7.9	-80.0	01/09	32.8	23.3	38.7	5	0.19	0.26	0.16	1	1	1	1
EQ	Europe Stock	SPDR EURO STOXX 50	FEZ	7.6	-59.6	02/09	23.8	16.6	27.4	5	0.25	0.36	0.22	1	1	2	2
EQ	Europe Stock	ProFunds Europe 30 Inv	UEPIX	6.8	-58.5	02/09	20.0	13.9	24.7	5	0.26	0.37	0.21	1	3	2	3
EQ	Europe Stock	Rydex Europe 1.25x Strategy H	RYEUX	5.1	-72.1	02/09	26.4	18.8	37.8	5	0.13	0.18	0.09	1	1	2	4
EQ	Europe Stock	iShs MSCI Italy Capped Index	EWI	1.5	-66.2	05/12	25.6	18.4	34.9	5	-0.01	-0.01	-0.01	1	1	1	1
EQ	Financial	Prudential Financial Ser A	PFSAX	11.1	-48.7	02/09	21.1	13.1	14.1	5	0.44	0.71	0.66	5	5	3	2
EQ	Financial	Hennessy Sm Cap Financial Inv	HSFNX	7.5	-38.5	02/09	16.4	11.2	15.0	5	0.36	0.52	0.39	5	5	2	4
EQ	Financial	LM Inv Counsel Fincl Svcs A	SBFAX	7.2	-45.5	02/09	13.6	9.7	17.7	5	0.40	0.57	0.31	5	5	5	4
EQ	Financial	Burnham Financial Services A	BURKX	6.5	-41.5	02/09	14.7	10.3	13.4	5	0.33	0.47	0.36	5	5	2	5
EQ	Financial	JHVIT Finan Ser Trust Ser I	JEFSX	7.4	-62.0	02/09	17.8	12.5	22.6	5	0.32	0.45	0.25	4	4	5	3
EQ	Financial	T. Rowe Price Financial Ser	PRISX	6.7	-62.1	02/09	19.8	14.1	25.4	5	0.25	0.35	0.20	4	4	3	3
EQ	Financial	Hennessy Lg Cap Financial Inv	HLFNX	6.1	-51.1	02/09	17.9	11.9	18.1	5	0.25	0.37	0.24	4	5	2	2
EQ	Financial	Schwab Financial Services	SWFFX	5.5	-66.1	02/09	20.3	15.1	29.3	5	0.19	0.25	0.13	3	2	3	2
EQ	Financial	JHancock Finan Industries A	FIDAX	5.0	-66.2	02/09	20.3	14.9	28.5	5	0.16	0.22	0.12	3	3	3	3
EQ	Financial	Mutual Financial Services A	TFSIX	4.9	-56.5	02/09	13.7	10.0	28.8	5	0.23	0.31	0.11	3	2	4	3
EQ	Financial	Diamond Hill Finan Long-Sh A	BANCX	4.6	-72.5	02/09	21.8	15.8	30.7	5	0.13	0.18	0.09	3	3	4	2
EQ	Financial	iShs S&P Global Financials	IXG	4.4	-73.6	02/09	23.6	17.0	35.2	5	0.11	0.16	0.08	3	2	2	2
EQ	Financial	Emerald Banking and Finance A	HSSAX	4.2	-53.9	02/09	16.4	12.1	27.5	5	0.15	0.21	0.09	3	3	5	5
EQ	Financial	Rydex Financial Services Inv	RYFIX	2.8	-72.2	02/09	21.3	16.0	35.1	5	0.05	0.07	0.03	2	2	4	2
EQ	Financial	iShs Dow Jones US Finan Sect	IYF	2.5	-74.8	02/09	22.3	16.9	37.0	5	0.03	0.05	0.02	2	2	4	3
EQ	Financial	ICON Financial S	ICFSX	2.3	-73.4	02/09	21.9	16.8	38.9	5	0.03	0.04	0.02	2	1	2	2
EQ	Financial	Saratoga Financial Service A	SFPAX	1.0	-66.9	02/09	20.3	15.4	35.1	5	-0.04	-0.05	-0.02	2	1	1	1
EQ	Financial	Financial Select Sector SPDR	XLF	0.9	-78.7	02/09	24.2	18.2	40.6	5	-0.03	-0.05	-0.02	2	2	3	2
EQ	Financial	Fidelity Adv Financial Ser A	FAFDX	0.8	-72.2	02/09	22.5	16.2	36.9	5	-0.04	-0.06	-0.03	2	1	1	2
EQ	Financial	iShs Dow Jones US Finan Ser	IYG	0.6	-77.1	02/09	24.2	18.2	41.0	5	-0.05	-0.06	-0.03	2	2	2	2
EQ	Financial	Rydex Banking Adv	RYKAX	-2.3	-74.1	02/09	22.4	17.5	41.3	5	-0.18	-0.23	-0.10	1	1	1	2
EQ	Financial	ProFunds UltSector Fncls Inv	FNPIX	-3.4	-90.7	02/09	33.3	25.9	55.2	5	-0.15	-0.20	-0.09	1	1	2	3
EQ	Financial	ProFunds Banks UltSector Inv	BKPIX	-9.9	-93.6	02/09	40.9	31.8	60.2	5	-0.28	-0.37	-0.19	1	1	1	2
EQ	Foreign Lg Bld	Artisan International Val Inv	ARTKX	15.7	-47.0	02/09	16.5	10.6	12.9	5	0.85	1.33	1.09	5	5	5	5
EQ	Foreign Lg Bld	Dodge & Cox Inter Stock	DODFX	13.4	-59.9	02/09	21.0	14.2	20.0	5	0.56	0.82	0.58	5	4	3	3
EQ	Foreign Lg Bld	First Eagle Overseas A	SGOVX	12.6	-32.1	02/09	11.8	7.6	8.6	4	0.92	1.43	1.27	5	5	5	2
EQ	Foreign Lg Bld	Sextant International	SSIFX	11.7	-36.3	02/09	13.8	8.4	11.8	5	0.73	1.19	0.85	5	5	3	1
EQ	Foreign Lg Bld	Mann & Nap World Oppor A	EXWAX	11.4	-51.3	02/09	18.9	13.3	16.7	5	0.51	0.72	0.58	5	4	2	2
EQ	Foreign Lg Bld	Mann & Nap Overseas	EXOSX	11.3	-52.2	02/09	19.1	13.7	17.3	5	0.50	0.70	0.56	5	4	2	3
EQ	Foreign Lg Bld	Federated Inter Leaders A	FGFAX	10.9	-56.5	02/09	21.1	13.9	17.5	5	0.44	0.66	0.53	5	5	4	2
EQ	Foreign Lg Bld	Forester Discy	INTLX	4.3	-11.2	02/09	7.0	4.2	3.0	4	0.37	0.62	0.87	5	5	3	3
EQ	Foreign Lg Bld	BlackRock Inter Opp Inv A	BREAX	13.0	-57.8	02/09	20.4	14.1	22.7	5	0.55	0.80	0.50	4	2	2	2
EQ	Foreign Lg Bld	Aberdeen International Eqty A	GIGAX	12.9	-61.1	02/09	20.1	13.7	22.5	5	0.56	0.82	0.50	4	3	5	2
EQ	Foreign Lg Bld	GMO Inter Eqty Allc III	GIEAX	11.8	-55.8	02/09	18.4	12.9	21.8	5	0.55	0.78	0.46	4	3	4	3
EQ	Foreign Lg Bld	Lit Greg Masters Intl Instl	MSILX	11.7	-57.2	02/09	19.2	13.3	22.5	5	0.52	0.75	0.44	4	4	4	3
EQ	Foreign Lg Bld	Artisan International Inv	ARTIX	11.6	-58.5	02/09	20.0	13.9	22.6	5	0.50	0.71	0.44	4	5	5	5
EQ	Foreign Lg Bld	T. Rowe Price Spectrum Inter	PSILX	11.1	-58.4	02/09	19.7	13.7	20.2	5	0.47	0.68	0.46	4	4	5	3
EQ	Foreign Lg Bld	New Cent International	NCFPX	10.9	-56.1	02/09	19.0	13.1	22.1	5	0.48	0.70	0.41	4	3	3	3

EQ	Foreign Lg Bld	Henderson Intl Oppor A	HFOAX	10.8	-52.4	02/09	18.4	12.5	20.3	5	0.50	0.73	0.45	4	2	1	1
EQ	Foreign Lg Bld	Ivy International Core Eqty A	IVIAX	10.5	-53.2	02/09	18.6	12.8	17.5	5	0.47	0.69	0.50	4	3	2	1
EQ	Foreign Lg Bld	McKee Inter Eqty Instl	MKIEY	10.4	-56.8	02/09	19.6	13.7	20.1	5	0.44	0.63	0.43	4	3	2	3
EQ	Foreign Lg Bld	Madison International Stock A	MINAX	10.1	-51.1	02/09	17.4	12.0	18.3	5	0.48	0.70	0.46	4	3	4	2
EQ	Foreign Lg Bld	Hartford Intl Oppor A	IHOAX	10.0	-54.8	02/09	18.6	12.6	19.4	5	0.45	0.66	0.43	4	3	2	1
EQ	Foreign Lg Bld	MassMutual Select Overseas A	MOSAX	9.5	-53.8	02/09	18.5	12.6	16.9	5	0.42	0.61	0.46	4	5	3	2
EQ	Foreign Lg Bld	BBH International Eqty N	BBHEX	9.4	-48.5	02/09	15.1	10.5	17.2	5	0.51	0.73	0.45	4	4	5	4
EQ	Foreign Lg Bld	ICON International Eqty S	ICNEX	11.3	-65.0	02/09	23.2	15.8	29.3	5	0.41	0.61	0.33	3	1	1	3
EQ	Foreign Lg Bld	Federated InterContinental A	RIMAX	10.8	-62.2	02/09	21.5	15.4	25.5	5	0.42	0.59	0.36	3	2	2	1
EQ	Foreign Lg Bld	Cambiar Inter Eqty Inv	CAMIX	10.8	-59.7	02/09	20.1	14.2	23.2	5	0.45	0.64	0.39	3	4	5	2
EQ	Foreign Lg Bld	Vang Tot Intl Stock Idx Inv	VGTSX	10.6	-58.5	02/09	19.4	13.6	22.3	5	0.46	0.66	0.40	3	3	3	3
EQ	Foreign Lg Bld	Hansberger Insl Intl Val Insl	HINTX	10.1	-56.7	02/09	19.9	13.9	21.7	5	0.42	0.60	0.38	3	3	2	2
EQ	Foreign Lg Bld	JPMorgan Intl Opp Instl	JPIOX	9.9	-55.7	02/09	18.8	13.2	21.0	5	0.44	0.62	0.39	3	3	3	3
EQ	Foreign Lg Bld	GE Instl Inter Eqty Inv	GIEIX	9.9	-57.7	02/09	19.2	13.5	24.4	5	0.43	0.61	0.34	3	2	2	4
EQ	Foreign Lg Bld	Amer Indep Intl Alpha Strat I	IMSSX	9.9	-51.6	02/09	17.4	12.2	21.2	5	0.47	0.67	0.38	3	3	3	4
EQ	Foreign Lg Bld	Vanguard Tax-Managed Intl Adm	VTMGX	9.9	-57.1	02/09	18.8	13.2	22.4	5	0.43	0.62	0.36	3	3	3	4
EQ	Foreign Lg Bld	Vanguard Dev Mrkts Idx Inv	VDMIX	9.8	-57.3	02/09	18.8	13.2	22.6	5	0.43	0.61	0.36	3	3	3	4
EQ	Foreign Lg Bld	TIAA-CREF Inter Eq Idx Instl	TCIEY	9.7	-57.0	02/09	18.6	13.0	22.5	5	0.43	0.62	0.36	3	3	4	4
EQ	Foreign Lg Bld	Amer Beacon Intl Eq Idx Inst	AIHIX	9.7	-57.3	02/09	18.7	13.2	22.9	5	0.42	0.60	0.35	3	3	3	4
EQ	Foreign Lg Bld	T. Rowe Price Inter Eq Index	PIEQX	9.7	-57.2	02/09	18.8	13.2	22.4	5	0.42	0.60	0.36	3	3	3	3
EQ	Foreign Lg Bld	Fid Spartan Inter Idx Inv	FSIIX	9.7	-57.2	02/09	18.8	13.2	22.5	5	0.42	0.60	0.35	3	3	3	4
EQ	Foreign Lg Bld	Vantagepoint Inter Inv	VPINX	9.6	-55.0	02/09	17.9	12.5	21.9	5	0.44	0.63	0.36	3	4	5	4
EQ	Foreign Lg Bld	Northern International Eqty	NOIGX	9.6	-54.3	02/09	18.4	12.8	21.2	5	0.43	0.62	0.37	3	3	3	3
EQ	Foreign Lg Bld	GuideStone Funds Inter Eq GS2	GIEYX	9.6	-58.2	02/09	19.0	13.5	22.6	5	0.41	0.58	0.35	3	3	3	3
EQ	Foreign Lg Bld	iShs MSCI EAFE Index	EFA	9.5	-56.6	02/09	18.3	13.0	22.6	5	0.43	0.60	0.35	3	3	3	4
EQ	Foreign Lg Bld	Schwab International Index	SWISX	9.5	-57.0	02/09	18.8	13.1	22.5	5	0.41	0.59	0.34	3	3	3	4
EQ	Foreign Lg Bld	JPMorgan International Eq S	VSIEY	9.4	-55.1	02/09	18.9	13.0	19.4	5	0.41	0.59	0.40	3	4	4	3
EQ	Foreign Lg Bld	Putnam International Growth A	PINOX	9.3	-56.2	02/09	19.1	13.3	20.9	5	0.40	0.58	0.37	3	3	2	2
EQ	Foreign Lg Bld	DWS EAFE Eqty Index Inst	BTAEX	9.3	-57.4	02/09	18.6	13.1	23.0	5	0.41	0.58	0.33	3	3	3	4
EQ	Foreign Lg Bld	MFS Research International A	MRSAX	9.3	-56.5	02/09	18.5	13.1	20.9	5	0.41	0.57	0.36	3	2	3	1
EQ	Foreign Lg Bld	Vantagepoint OS Eqty Idx I	VPOIX	9.3	-57.4	02/09	18.7	13.2	23.1	5	0.40	0.57	0.33	3	3	3	4
EQ	Foreign Lg Bld	PNC International Eqty A	PMIEY	9.2	-59.1	02/09	19.6	14.0	22.8	5	0.38	0.54	0.33	3	3	3	2
EQ	Foreign Lg Bld	Huntington Inter Eqty A	HIEAX	9.0	-51.8	02/09	17.3	12.2	19.3	5	0.42	0.60	0.38	3	2	2	1
EQ	Foreign Lg Bld	Longleaf Partners Inter	LLINX	9.0	-52.9	02/09	19.1	13.3	22.2	5	0.38	0.54	0.33	3	3	3	4
EQ	Foreign Lg Bld	STAAR International	SITIX	8.6	-51.3	02/09	16.8	11.8	21.2	5	0.41	0.59	0.33	3	2	1	2
EQ	Foreign Lg Bld	Old Westbury Lg Cap Strat	OWLSX	8.6	-49.3	02/09	16.4	11.2	20.2	5	0.42	0.62	0.34	3	4	3	3
EQ	Foreign Lg Bld	Nuveen International I	FAICX	8.5	-52.7	02/09	17.6	12.4	20.0	5	0.38	0.54	0.34	3	3	3	3
EQ	Foreign Lg Bld	GMO Curr Hdg Intl Eqty III	GMOCX	8.4	-46.0	02/09	13.0	9.3	20.3	5	0.52	0.72	0.33	3	5	5	5
EQ	Foreign Lg Bld	Lazard Inter Eqty Sel Instl	LZSIX	8.2	-51.7	02/09	17.1	12.0	20.0	5	0.38	0.54	0.33	3	4	5	4
EQ	Foreign Lg Bld	MainStay International Eqty B	MINEX	7.5	-40.8	02/09	15.5	10.7	16.5	5	0.37	0.54	0.35	3	3	1	2
EQ	Foreign Lg Bld	TIAA-CREF Inter Eq Instl	TIIEY	10.0	-61.3	02/09	20.2	14.5	26.0	5	0.41	0.57	0.32	2	3	3	4
EQ	Foreign Lg Bld	Forward International Div Inv	FFINX	9.9	-64.5	02/09	19.8	14.7	28.4	5	0.42	0.56	0.29	2	3	5	5
EQ	Foreign Lg Bld	AllianzGI Intl Mgd Vol Instl	NAISX	9.9	-61.8	02/09	19.3	13.6	29.3	5	0.43	0.60	0.28	2	2	4	5
EQ	Foreign Lg Bld	Principal Diversified Intl R2	PINNX	9.7	-60.0	02/09	19.1	13.6	26.6	5	0.42	0.59	0.30	2	2	4	3
EQ	Foreign Lg Bld	Wilmington Mul-Mgr Intl Instl	MVIEY	9.2	-59.4	02/09	19.3	13.8	23.5	5	0.39	0.55	0.32	2	2	2	2
EQ	Foreign Lg Bld	Dreyfus Intl Stock Index	DIISX	9.2	-57.0	02/09	18.5	13.1	23.1	5	0.40	0.57	0.32	2	3	3	4
EQ	Foreign Lg Bld	PACE International Eqty P	PCIEY	9.1	-58.1	02/09	18.3	12.9	25.8	5	0.40	0.57	0.29	2	2	3	4
EQ	Foreign Lg Bld	Brown Cap Mgmt Intl Eqty Inv	BCIIX	9.1	-58.3	02/09	18.7	13.5	23.9	5	0.39	0.55	0.31	2	3	3	4
EQ	Foreign Lg Bld	BlackRock Inter Index Inv A	MDIIX	9.1	-57.8	02/09	18.7	13.2	23.7	5	0.39	0.56	0.31	2	3	3	4
EQ	Foreign Lg Bld	BNY Mel Intl Appreciation M	MPPMX	8.5	-56.9	02/09	18.8	13.3	22.7	5	0.36	0.51	0.30	2	3	3	3
EQ	Foreign Lg Bld	DWS Diversified Intl Eq Inst	MGINX	8.5	-60.2	02/09	18.8	13.7	26.1	5	0.36	0.49	0.26	2	2	3	3

EQ	Foreign Lg Bld	Nationwide Inter Index A	GIAX	8.5	-57.6	02/09	18.7	13.2	23.5	5	0.36	0.51	0.29	2	2	2	2
EQ	Foreign Lg Bld	Artio International Eqty A	BJBIX	8.4	-57.0	02/09	18.9	13.6	26.8	5	0.35	0.49	0.25	2	1	1	2
EQ	Foreign Lg Bld	State Farm Inter Idx A Legacy	SIAX	8.3	-58.0	02/09	18.8	13.3	24.1	5	0.35	0.50	0.27	2	2	2	3
EQ	Foreign Lg Bld	UBS International Eqty Y	BNUEX	8.2	-57.4	02/09	19.1	13.3	21.1	5	0.34	0.49	0.31	2	3	2	2
EQ	Foreign Lg Bld	Guggen MSCI EAFE Equal Wt A	SEQAX	8.2	-49.5	02/09	16.7	12.0	20.8	5	0.39	0.54	0.31	2	2	2	1
EQ	Foreign Lg Bld	BLDRS Dev Mrkts 100 ADR Idx	ADRD	8.2	-57.2	02/09	19.1	13.2	23.8	5	0.34	0.49	0.27	2	3	3	4
EQ	Foreign Lg Bld	Natixis Hansberger Inter A	NEFDX	8.1	-59.6	02/09	20.9	14.7	23.5	5	0.31	0.44	0.27	2	1	1	1
EQ	Foreign Lg Bld	Fidelity Advisor Divr Intl A	FDVAX	8.1	-58.3	02/09	18.9	13.4	24.0	5	0.34	0.48	0.27	2	2	3	2
EQ	Foreign Lg Bld	Highland International Eqty A	HIQAX	7.7	-58.3	02/09	19.3	13.8	25.1	5	0.31	0.44	0.24	2	1	1	1
EQ	Foreign Lg Bld	BlackRock International Inv A	MDILX	7.5	-56.7	02/09	19.3	13.5	19.4	5	0.30	0.43	0.30	2	3	2	1
EQ	Foreign Lg Bld	Kinetics Global No Load	WWWEX	7.4	-58.5	02/09	19.7	13.8	18.9	5	0.29	0.41	0.30	2	5	5	5
EQ	Foreign Lg Bld	Parametric Tx-Mgd Intl Eq Inv	ETIGX	7.8	-59.4	02/09	19.6	14.4	28.9	5	0.31	0.42	0.21	1	1	2	4
EQ	Foreign Lg Bld	JPMorgan Intrepid Inter A	JFTAX	7.7	-60.4	02/09	19.5	13.8	26.3	5	0.31	0.43	0.23	1	2	2	2
EQ	Foreign Lg Bld	Legg Mason Battery Intl Eq C	LMGEX	7.6	-60.2	02/09	18.6	13.6	29.6	5	0.31	0.43	0.20	1	1	2	3
EQ	Foreign Lg Bld	RidgeWorth Intl Eqty Index A	SIIX	7.5	-58.4	02/09	19.6	14.0	25.6	5	0.30	0.42	0.23	1	1	1	1
EQ	Foreign Lg Bld	Eagle International Eqty A	HEIAX	7.0	-58.1	02/09	19.2	14.0	27.7	5	0.27	0.38	0.19	1	1	1	1
EQ	Foreign Lg Bld	Wells Fargo Adv Divers Intl A	SILAX	6.9	-59.2	02/09	18.7	13.5	25.2	5	0.28	0.39	0.21	1	2	3	2
EQ	Foreign Lg Bld	Saratoga International Eqty I	SIEPX	6.5	-57.9	02/09	19.0	13.9	24.9	5	0.25	0.34	0.19	1	1	1	2
EQ	Foreign Lg Bld	GuideMark World ex-US Service	GMWEX	6.4	-60.2	02/09	18.9	14.0	30.0	5	0.25	0.33	0.16	1	1	1	3
EQ	Foreign Lg Bld	Bernstein Inter Portfolio	SIMTX	6.1	-62.5	02/09	19.5	14.3	31.1	5	0.22	0.30	0.14	1	1	1	2
EQ	Foreign Lg Bld	SunAmerica Intl Div Strat A	SIEAX	5.8	-60.7	02/09	19.8	14.4	28.0	5	0.21	0.28	0.14	1	1	1	1
EQ	Foreign Lg Grw	MassMutual Premier Inter Eq S	MIEDX	14.0	-54.6	02/09	18.8	12.5	19.1	5	0.66	0.99	0.64	5	5	5	4
EQ	Foreign Lg Grw	Janus Aspen Overseas Instl	JAIGX	13.8	-58.5	02/09	24.3	15.7	20.4	5	0.50	0.77	0.59	5	1	1	1
EQ	Foreign Lg Grw	Oppen International Growth A	OIGAX	13.6	-53.9	02/09	18.7	12.4	18.6	5	0.64	0.96	0.64	5	5	4	3
EQ	Foreign Lg Grw	Laudus Inter MarketMstrs Inv	SWOIX	13.3	-59.1	02/09	19.3	13.4	20.1	5	0.60	0.86	0.57	5	5	4	5
EQ	Foreign Lg Grw	Scout International	UMBWX	11.3	-49.8	02/09	17.4	12.2	15.6	5	0.55	0.79	0.61	5	4	3	4
EQ	Foreign Lg Grw	MFS Instl International Eqty	MIEIX	11.3	-50.0	02/09	17.6	12.0	15.1	5	0.54	0.79	0.63	5	5	4	4
EQ	Foreign Lg Grw	Harding Loevner Inter Eq Instl	HLMIX	11.2	-51.4	02/09	17.9	12.5	15.2	5	0.53	0.76	0.63	5	5	4	4
EQ	Foreign Lg Grw	MFS International Growth A	MGRAX	11.0	-52.7	02/09	17.9	12.2	16.6	5	0.52	0.76	0.56	5	4	3	1
EQ	Foreign Lg Grw	Janus Overseas D	JNOSX	12.9	-58.8	02/09	24.8	16.3	21.6	5	0.45	0.69	0.52	4	1	1	1
EQ	Foreign Lg Grw	Frost International Eqty Inst	FITNX	12.1	-53.5	02/09	17.4	11.9	20.0	5	0.60	0.87	0.52	4	2	2	3
EQ	Foreign Lg Grw	Thornburg International Val A	TGVAX	11.3	-53.3	02/09	17.2	11.8	20.0	5	0.56	0.81	0.48	4	2	1	1
EQ	Foreign Lg Grw	GMO Inter Grth Eqty III	GMIGX	10.7	-50.6	02/09	16.6	11.6	18.8	5	0.54	0.78	0.48	4	5	5	5
EQ	Foreign Lg Grw	GAMCO International Grth AAA	GIGRX	10.2	-55.5	02/09	18.5	12.7	19.0	5	0.46	0.67	0.45	3	4	4	3
EQ	Foreign Lg Grw	VALIC Company I Inter Grth	VCINX	10.1	-53.8	02/09	17.6	12.4	19.4	5	0.48	0.68	0.43	3	4	4	4
EQ	Foreign Lg Grw	Driehaus International Discy	DRIDX	11.5	-64.0	02/09	23.3	16.7	29.2	5	0.42	0.59	0.34	2	1	1	1
EQ	Foreign Lg Grw	William Blair Instl Inter Gr	WBIIX	11.4	-62.6	02/09	19.5	14.1	25.5	5	0.50	0.69	0.38	2	3	5	5
EQ	Foreign Lg Grw	AllianceBern Intl Growth A	AWPAX	10.1	-60.6	02/09	20.8	14.9	25.2	5	0.40	0.57	0.33	2	1	1	1
EQ	Foreign Lg Grw	Marsico International Oppor	MIOFX	9.7	-60.3	02/09	20.5	14.6	26.3	5	0.39	0.54	0.30	2	1	2	2
EQ	Foreign Lg Grw	Fidelity Inter Capital Apprec	FIVFX	9.3	-63.6	02/09	22.1	15.3	22.5	5	0.34	0.50	0.34	2	5	4	5
EQ	Foreign Lg Grw	Harbor Inter Grth Instl	HAIGX	8.9	-59.3	02/09	19.9	14.2	25.2	5	0.36	0.51	0.29	1	2	2	2
EQ	Foreign Lg Grw	Colum Marsico Intl Opp A	MAIOX	8.8	-60.5	02/09	20.6	14.6	26.7	5	0.34	0.49	0.27	1	1	2	1
EQ	Foreign Lg Grw	Fidelity Adv Intl Cap App A	FCPAX	8.3	-63.9	02/09	22.2	15.4	22.8	5	0.30	0.43	0.29	1	4	3	3
EQ	Foreign Lg Grw	Hartford Intl Growth A	HNCAX	7.8	-66.2	02/09	20.1	14.7	31.8	5	0.30	0.41	0.19	1	1	3	3
EQ	Foreign Lg Grw	St Farm Inter Eqty A Legacy	SFFAX	7.6	-59.3	02/09	19.3	13.8	24.2	5	0.30	0.43	0.24	1	1	2	2
EQ	Foreign Lg Grw	Transam Part Instl Intl Eq	DIEX	7.3	-63.1	02/09	18.9	14.0	29.1	5	0.30	0.40	0.19	1	1	2	3
EQ	Foreign Lg Grw	Transamerica Part Intl Eqty	DVIEX	7.0	-63.3	02/09	19.0	14.0	29.4	5	0.28	0.38	0.18	1	1	2	2
EQ	Foreign Lg Val	AllianzGI NFJ Inter Val Instl	ANJIX	15.3	-57.2	02/09	20.5	14.2	19.4	5	0.66	0.96	0.70	5	5	5	4
EQ	Foreign Lg Val	iShs MSCI Canada Index	EWC	13.0	-56.2	02/09	21.6	14.6	17.7	5	0.52	0.77	0.64	5	5	2	2
EQ	Foreign Lg Val	Thomas White Inter Inv	TWWDX	12.6	-56.4	02/09	19.1	13.3	21.1	5	0.57	0.82	0.51	5	4	4	4
EQ	Foreign Lg Val	Tocqueville International Val	TIVFX	12.0	-49.2	02/09	17.4	11.4	15.4	5	0.59	0.90	0.66	5	5	3	3

EQ	Foreign Lg Val	MFS International Value A	MGIAX	11.6	-48.8	02/09	15.5	10.6	14.5	4	0.64	0.94	0.68	5	5	5	4
EQ	Foreign Lg Val	MainStay ICAP International I	ICEUX	11.3	-52.3	02/09	18.3	12.5	19.6	5	0.52	0.76	0.49	5	4	4	4
EQ	Foreign Lg Val	Tweedy, Browne Global Value	TBGVX	11.3	-47.1	02/09	12.9	9.0	14.8	4	0.74	1.06	0.64	5	5	5	5
EQ	Foreign Lg Val	ING International Val Eqty A	NAWGX	10.1	-41.4	11/08	17.2	11.5	11.9	5	0.49	0.73	0.70	5	5	1	1
EQ	Foreign Lg Val	Pear Tree Polaris For Val Ord	QFVOX	12.1	-63.9	02/09	21.7	15.0	23.6	5	0.48	0.69	0.44	4	5	5	5
EQ	Foreign Lg Val	Causeway Inter Val Instl	CIVIX	11.1	-57.0	02/09	20.2	14.0	19.7	5	0.47	0.67	0.48	4	5	4	4
EQ	Foreign Lg Val	Nuveen Tradewinds Inter Val A	NAIGX	8.8	-43.8	02/09	16.7	11.6	16.1	5	0.42	0.61	0.44	4	1	1	1
EQ	Foreign Lg Val	DFA International Value III	DFVIX	11.5	-62.6	02/09	21.5	14.9	24.4	5	0.45	0.66	0.40	3	2	2	2
EQ	Foreign Lg Val	DFA International Value IV	DFVFX	11.5	-62.7	02/09	21.5	14.9	24.4	5	0.45	0.66	0.40	3	2	2	2
EQ	Foreign Lg Val	DFA International Value II	DIVTX	11.4	-62.7	02/09	21.5	14.9	24.4	5	0.45	0.65	0.40	3	2	2	2
EQ	Foreign Lg Val	DFA International Value I	DFIVX	11.3	-62.7	02/09	21.5	14.9	24.6	5	0.44	0.64	0.39	3	2	2	2
EQ	Foreign Lg Val	LWAS/DFA Inter Hi Book To Mkt	DFHBM	11.2	-62.8	02/09	21.5	14.9	24.7	5	0.44	0.64	0.38	3	2	2	2
EQ	Foreign Lg Val	JPMorgan International Val I	JNUSX	11.2	-58.6	02/09	19.9	13.8	23.6	5	0.48	0.68	0.40	3	3	3	3
EQ	Foreign Lg Val	DFA Tax-Managed Inter Val	DTMIX	11.2	-61.2	02/09	20.9	14.4	23.5	5	0.45	0.66	0.40	3	2	2	2
EQ	Foreign Lg Val	GMO Tax-Managed Inter Eq III	GTMIX	10.4	-54.8	02/09	17.9	12.6	22.7	5	0.49	0.69	0.38	3	3	4	4
EQ	Foreign Lg Val	T. Rowe Price Intl Gr & Inc	TRIGX	10.2	-59.0	02/09	19.5	13.7	22.8	5	0.44	0.62	0.37	3	4	3	3
EQ	Foreign Lg Val	Brandes International Eqty I	BIIEX	9.7	-53.0	02/09	18.5	12.8	21.4	5	0.43	0.63	0.37	3	3	2	2
EQ	Foreign Lg Val	Dela Pooled Labor Sel Intl Eq	DELPX	9.5	-52.4	02/09	16.7	11.6	21.0	5	0.47	0.67	0.37	3	3	3	2
EQ	Foreign Lg Val	GMO Inter Core Eqty III	GMIEX	9.5	-55.9	02/09	18.3	13.0	23.0	5	0.42	0.60	0.34	3	3	4	4
EQ	Foreign Lg Val	Colum International Value A	NIVLX	9.3	-50.3	02/09	18.0	12.3	20.4	5	0.42	0.62	0.37	3	2	1	1
EQ	Foreign Lg Val	Homestead International Value	HISIX	8.9	-50.8	02/09	18.1	12.7	19.6	5	0.40	0.56	0.37	3	2	2	2
EQ	Foreign Lg Val	JHancock3 Inter Val Eq A	JIEAX	8.8	-57.0	02/09	18.1	13.0	19.9	5	0.39	0.55	0.36	3	3	2	2
EQ	Foreign Lg Val	SA International Value	SAHMX	9.9	-62.7	02/09	20.8	14.6	26.3	5	0.39	0.56	0.31	2	2	2	2
EQ	Foreign Lg Val	Great-West MFS Inter Val Init	MXIVX	9.6	-67.0	02/09	19.6	14.2	29.5	5	0.40	0.55	0.27	2	3	5	5
EQ	Foreign Lg Val	RidgeWorth Inter Eqty I	STITX	9.1	-62.6	02/09	20.5	14.5	24.6	5	0.36	0.51	0.30	2	4	3	3
EQ	Foreign Lg Val	SSgA Inter Stock Selion Instl	SSAIX	9.1	-57.6	02/09	19.0	13.5	25.8	5	0.39	0.54	0.28	2	2	2	3
EQ	Foreign Lg Val	American Cent Intl Value A	MEQAX	9.0	-57.2	02/09	19.1	13.3	23.7	5	0.38	0.55	0.31	2	2	3	2
EQ	Foreign Lg Val	ING International Value A	NIVAX	8.6	-54.3	02/09	18.8	13.0	22.6	5	0.37	0.53	0.30	2	1	1	1
EQ	Foreign Lg Val	BNY Mellon International M	MPITX	8.5	-54.7	02/09	18.1	12.8	22.5	5	0.37	0.53	0.30	2	3	2	3
EQ	Foreign Lg Val	Invesco Intl Core Eqty Inv	IIBCX	7.6	-53.8	02/09	17.9	12.7	21.9	5	0.33	0.46	0.27	2	2	2	2
EQ	Foreign Lg Val	Great-West Invesco ADR Init	MXIAX	7.5	-54.1	02/09	17.8	12.7	22.2	5	0.32	0.45	0.26	2	2	2	2
EQ	Foreign Lg Val	Dreyfus International Value A	DVLAX	7.3	-52.8	02/09	17.9	12.6	21.2	5	0.31	0.44	0.26	2	1	1	1
EQ	Foreign Lg Val	Prudential Inter Eqty A	PJRAX	8.3	-62.0	02/09	19.7	14.1	27.6	5	0.33	0.47	0.24	1	2	3	3
EQ	Foreign Lg Val	Dreyfus International Eq A	DIEAX	8.1	-60.8	02/09	19.1	13.8	27.8	5	0.34	0.46	0.23	1	2	3	3
EQ	Foreign Lg Val	Gold Sachs Str Intl Eqty A	GCIAX	8.1	-57.9	02/09	19.2	13.6	24.9	5	0.33	0.47	0.26	1	1	2	2
EQ	Foreign Lg Val	Putnam International Value A	PNGAX	7.6	-61.8	02/09	20.0	14.6	27.9	5	0.29	0.40	0.21	1	2	2	2
EQ	Foreign Lg Val	ING International Val Port I	IIVIX	7.5	-55.9	02/09	18.6	13.0	24.1	5	0.31	0.44	0.24	1	2	2	3
EQ	Foreign Lg Val	Touchstone Inter Val A	FSIEX	6.4	-59.9	02/09	18.9	13.7	26.8	5	0.25	0.34	0.17	1	1	1	1
EQ	Foreign Lg Val	AllianceBern Intl Val A	ABIAX	6.2	-66.9	02/09	22.0	16.1	33.3	5	0.21	0.28	0.14	1	1	1	1
EQ	Foreign S/M BI	Franklin Intl Sm Cap Grth Adv	FKSCX	18.4	-48.0	02/09	18.0	11.5	14.2	5	0.92	1.44	1.17	5	5	5	5
EQ	Foreign S/M BI	Invesco Inter Sm Company A	IEGAX	18.0	-62.2	02/09	20.5	14.0	22.0	5	0.79	1.16	0.74	4	4	5	2
EQ	Foreign S/M BI	GMO Foreign Sm Companies III	GMFSX	14.6	-58.2	02/09	19.7	13.6	19.2	5	0.66	0.95	0.67	4	4	3	4
EQ	Foreign S/M BI	Oakmark Inter Sm Cap I	OAKEX	14.5	-61.4	02/09	21.1	14.3	19.9	5	0.61	0.90	0.64	4	5	2	2
EQ	Foreign S/M BI	Vanguard Inter Explorer Inv	VINEX	13.5	-59.6	02/09	20.1	14.0	21.8	5	0.59	0.84	0.54	3	2	2	3
EQ	Foreign S/M BI	DFA Inter Sm Company I	DFISX	13.5	-57.9	02/09	19.4	13.6	20.0	5	0.60	0.87	0.59	3	3	3	3
EQ	Foreign S/M BI	Forward Inter Sm Co Instl	PTSCX	12.4	-59.2	02/09	20.4	14.5	25.2	5	0.52	0.74	0.42	2	1	2	3
EQ	Foreign S/M BI	SA International Sm Company	SAISX	12.1	-58.4	02/09	19.4	13.7	21.2	5	0.54	0.76	0.49	2	2	2	3
EQ	Foreign S/M BI	Goldman Sachs Intl Sm Cap A	GISAX	10.7	-63.2	02/09	20.4	14.5	25.8	5	0.44	0.62	0.35	1	2	3	2
EQ	Foreign S/M BI	VALIC Company II Inter Opps	VISEX	9.8	-56.1	02/09	18.6	13.5	23.7	5	0.44	0.60	0.34	1	2	2	3
EQ	Foreign S/M BI	AMIDEX35 Israel	AMDEX	8.4	-48.2	11/08	21.2	14.5	19.1	5	0.32	0.46	0.35	1	1	1	1
EQ	Foreign S/M Gr	Driehaus Inter Sm Cap Grth	DRIOX	20.5	-58.9	02/09	23.0	15.3	20.6	5	0.82	1.23	0.91	5	2	2	2

EQ	Foreign S/M Gr	Wanger International	WSCAX	16.3	-57.9	02/09	19.2	13.1	18.9	5	0.76	1.11	0.77	5	4	3	3
EQ	Foreign S/M Gr	Oppen International Sm Co A	OSMAX	19.3	-72.6	11/08	27.3	18.2	26.2	5	0.65	0.97	0.67	4	3	2	2
EQ	Foreign S/M Gr	Artisan Inter Sm Cap Inv	ARTJX	16.9	-61.0	02/09	21.6	14.9	22.1	5	0.71	1.02	0.69	4	3	3	5
EQ	Foreign S/M Gr	Fidelity International Sm Cap	FISMX	15.5	-58.5	02/09	20.9	14.4	20.9	5	0.66	0.96	0.66	4	3	2	2
EQ	Foreign S/M Gr	Colum Acorn Inter Select Z	ACFFX	14.6	-53.8	02/09	17.6	12.1	19.3	5	0.73	1.06	0.67	4	3	4	5
EQ	Foreign S/M Gr	MFS International New Discy A	MIDAX	14.0	-56.1	02/09	18.6	12.8	17.7	5	0.66	0.96	0.70	4	4	3	2
EQ	Foreign S/M Gr	Westcore International Sm Cap	WTIFX	13.8	-59.5	11/08	20.4	13.9	19.3	5	0.59	0.87	0.63	4	5	5	2
EQ	Foreign S/M Gr	Wasatch International Growth	WAIGX	15.5	-65.9	02/09	21.4	15.0	22.5	5	0.64	0.92	0.61	3	5	5	5
EQ	Foreign S/M Gr	AllianzGI Inter Sm-Cap P	ALOPX	15.2	-59.7	02/09	20.6	14.3	23.0	5	0.65	0.94	0.59	3	3	2	3
EQ	Foreign S/M Gr	Wanger International Select	WAFFX	14.2	-55.9	02/09	18.2	12.7	20.8	5	0.68	0.98	0.60	3	2	4	5
EQ	Foreign S/M Gr	Amer Cent Inter Opps Inv	AIOIX	16.4	-64.6	02/09	22.2	15.2	27.4	5	0.66	0.97	0.54	2	2	3	4
EQ	Foreign S/M Gr	Hartford Intl Small Company A	HNSAX	11.7	-57.7	02/09	19.9	14.0	20.8	5	0.50	0.71	0.48	2	2	2	1
EQ	Foreign S/M Gr	Federated Inter Sm-Mid Co A	ISCAH	12.1	-63.1	02/09	23.1	16.3	25.9	5	0.45	0.64	0.40	1	1	1	1
EQ	Foreign S/M Gr	American Cent Intl Discy Inv	TWEGX	11.8	-63.9	02/09	22.6	16.1	29.3	5	0.44	0.62	0.34	1	1	1	2
EQ	Foreign S/M Gr	Lord Abbett Inter Opp A	LAIEH	11.0	-63.5	02/09	21.4	15.1	24.7	5	0.44	0.61	0.38	1	2	1	1
EQ	Foreign S/M Gr	Aberdeen Global Small Cap A	WVCCX	10.9	-58.9	02/09	18.3	13.2	20.5	5	0.50	0.70	0.45	1	5	5	4
EQ	Foreign S/M Gr	Lazard Inter Sm Cap Eq Instl	LZISX	10.6	-62.6	02/09	19.2	13.7	24.7	5	0.46	0.65	0.36	1	1	3	3
EQ	Foreign S/M Gr	Touchstone Inter Sm Cap Y	TNSYX	10.1	-53.5	02/09	19.3	13.4	19.2	5	0.43	0.62	0.44	1	5	4	3
EQ	Foreign S/M VI	Brandes Inter Sm Cap Eqty I	BISMX	15.3	-61.8	02/09	22.4	13.1	18.2	5	0.61	1.04	0.75	5	5	5	5
EQ	Foreign S/M VI	Temp Ins For Smer Co Ser Adv	TFSCX	14.9	-57.7	02/09	19.7	13.8	17.3	5	0.67	0.96	0.77	5	5	5	4
EQ	Foreign S/M VI	DFA Inter Sm Cap Val I	DISVX	14.4	-57.7	02/09	20.5	13.9	20.5	5	0.62	0.91	0.62	4	2	2	3
EQ	Foreign S/M VI	Third Avenue Inter Val Instl	TAVIX	11.2	-51.4	02/09	17.0	12.1	18.1	5	0.56	0.79	0.53	3	2	2	4
EQ	Foreign S/M VI	Putnam Inter Capital Opp A	PNVAX	12.3	-62.2	02/09	22.2	15.3	22.6	5	0.48	0.69	0.47	2	2	1	1
EQ	Foreign S/M VI	ING International SmallCap A	NTKLX	11.2	-66.4	02/09	21.9	15.8	27.5	5	0.43	0.60	0.35	1	1	2	1
EQ	Global Real Est	Prudential Global Real Est A	PURAX	12.4	-65.1	02/09	22.0	15.7	22.6	5	0.49	0.68	0.47	5	4	4	1
EQ	Global Real Est	Invesco Global Real Est Inc A	ASRAX	10.7	-53.5	02/09	18.4	13.3	15.4	5	0.49	0.68	0.58	5	5	5	2
EQ	Global Real Est	AlliBern GI Rel Est Invt Insl	ARIIX	11.8	-65.2	02/09	21.8	16.0	23.8	5	0.46	0.63	0.42	4	5	4	5
EQ	Global Real Est	ING Global Real Est A	IGLAX	11.6	-63.3	02/09	20.6	14.9	22.1	5	0.48	0.66	0.45	4	3	3	1
EQ	Global Real Est	Morg Stan Ins Intl Real Est I	MSUAX	12.5	-70.2	02/09	23.4	16.2	31.6	5	0.46	0.67	0.34	3	1	1	4
EQ	Global Real Est	Third Avenue RI Est Val Insl	TAREX	10.5	-63.5	02/09	20.3	14.7	23.9	5	0.43	0.60	0.37	3	5	3	3
EQ	Global Real Est	Cohen & Steers Global Real I	CSSPX	11.1	-69.5	02/09	22.5	16.2	27.9	5	0.42	0.58	0.34	2	4	2	3
EQ	Global Real Est	AlliBern Gbl Rel Est Invt A	AREAX	10.3	-66.7	02/09	22.0	16.2	25.8	5	0.39	0.53	0.33	2	4	3	3
EQ	Global Real Est	Alpine Cyclical Adv Prop Insl	EUEYX	7.1	-80.1	02/09	29.7	20.2	39.7	5	0.18	0.27	0.14	1	2	1	5
EQ	Health	Pru Jennison Health Scis A	PHLAX	16.3	-34.6	02/09	16.9	10.7	9.9	5	0.86	1.36	1.48	5	4	3	2
EQ	Health	BlkRk Health Scis Opps Inv A	SHSAX	16.0	-27.0	02/09	14.1	8.1	7.1	4	1.01	1.77	2.01	5	3	2	4
EQ	Health	T. Rowe Price Health Sciences	PRHSX	15.3	-35.7	02/09	16.0	10.5	9.9	5	0.85	1.29	1.37	5	4	4	3
EQ	Health	VALIC Co I Health Sciences	VCHSX	14.6	-36.7	02/09	16.1	10.7	10.4	5	0.80	1.21	1.25	5	3	4	3
EQ	Health	JHVIT Health Scis Tr Ser I	JEHSX	14.5	-36.9	02/09	16.1	10.7	10.4	5	0.80	1.20	1.23	5	3	4	3
EQ	Health	Schwab Health Care	SWHFX	14.0	-36.2	02/09	13.4	8.7	10.8	4	0.92	1.41	1.13	4	3	5	4
EQ	Health	Rydex Biotechnology Adv	RYOAX	13.0	-30.3	02/09	20.0	11.7	10.0	5	0.56	0.96	1.12	4	5	3	3
EQ	Health	Fidelity Advisor Biotech A	FBTAX	12.4	-27.0	11/08	18.6	11.6	9.9	5	0.57	0.91	1.07	4	4	4	3
EQ	Health	iShs Nasdaq Biotechnology	IBB	12.2	-29.2	02/09	18.6	11.1	9.8	5	0.57	0.95	1.07	4	4	4	3
EQ	Health	Franklin Biotech Discy A	FBDIX	12.2	-25.7	02/09	18.1	11.0	9.6	5	0.58	0.95	1.10	4	4	3	2
EQ	Health	Alger Health Sciences A	AHSAX	11.7	-33.2	02/09	14.0	9.5	9.2	4	0.72	1.06	1.09	4	1	1	1
EQ	Health	Fid Sel Med Equip & Systems	FSMEX	11.2	-33.7	02/09	15.0	10.4	9.4	5	0.64	0.92	1.02	4	1	1	1
EQ	Health	ProFunds Biotech UltSect Inv	BIPIX	17.5	-38.0	02/09	27.4	15.1	16.0	5	0.57	1.04	0.99	3	3	4	5
EQ	Health	Hartford Healthcare HLS IA	HIAHX	11.8	-37.5	02/09	15.2	10.1	10.8	4	0.66	0.99	0.93	3	2	2	4
EQ	Health	Fidelity Sel Pharmaceuticals	FPHAX	11.2	-35.0	02/09	13.9	8.7	9.7	4	0.68	1.10	0.99	3	5	5	3
EQ	Health	Janus Global Life Sciences D	JNGLX	11.1	-36.5	02/09	14.0	9.8	10.6	4	0.67	0.96	0.89	3	2	3	4
EQ	Health	DWS Health Care S	SCHLX	10.3	-33.3	02/09	13.1	8.9	9.5	4	0.66	0.97	0.91	3	2	3	4
EQ	Health	Live Oak Health Sciences	LOGSX	9.9	-33.1	02/09	14.5	9.3	9.2	4	0.56	0.88	0.89	3	3	3	3

EQ	Health	Kinetics Medical No Load	MEDRX	9.3	-32.1	02/09	14.9	9.7	8.2	5	0.51	0.79	0.93	3	2	1	2
EQ	Health	Mann & Nap Life Sciences	EXLSX	10.6	-45.1	11/08	17.7	12.8	13.0	5	0.50	0.69	0.68	2	1	1	2
EQ	Health	Hartford Healthcare A	HGHAX	10.4	-37.7	02/09	15.1	10.1	11.2	4	0.58	0.86	0.78	2	1	2	2
EQ	Health	Rydex Health Care Inv	RYHIX	9.3	-35.9	02/09	13.2	8.9	10.3	4	0.57	0.85	0.74	2	2	2	3
EQ	Health	AllianzGI Wellness D	DGHXC	8.8	-37.1	02/09	13.8	9.2	10.6	4	0.51	0.76	0.67	2	2	2	2
EQ	Health	iShs Dow Jones US Healthcare	IYH	8.4	-34.8	02/09	13.0	8.8	10.0	4	0.51	0.76	0.66	2	3	4	5
EQ	Health	Saratoga Health & Biotech A	SHPAX	7.3	-31.8	02/09	12.8	8.4	8.1	4	0.44	0.67	0.69	2	4	3	2
EQ	Health	ICON Healthcare S	ICHCX	9.3	-42.6	02/09	13.8	9.3	14.6	4	0.55	0.82	0.52	1	1	3	5
EQ	Health	Fidelity Advisor Health A	FACDX	9.3	-40.5	02/09	14.1	9.8	12.2	4	0.54	0.77	0.62	1	3	3	2
EQ	Health	ProFunds UltSector Health Inv	HCPIX	8.8	-51.6	02/09	19.7	13.6	17.6	5	0.36	0.52	0.40	1	2	3	5
EQ	Health	iShs S&P Global Healthcare	IXJ	8.0	-36.5	02/09	12.6	8.5	10.7	4	0.50	0.75	0.59	1	2	4	4
EQ	Health	Health Select Sector SPDR	XLV	7.4	-35.6	02/09	13.1	8.9	10.7	4	0.43	0.64	0.53	1	3	4	5
EQ	Health	ProFds Pharmaceuticals UltSec	PHPIX	4.6	-53.9	02/09	20.7	14.2	22.8	5	0.14	0.20	0.12	1	3	5	5
EQ	India Equity	Eaton Vance Greater India A	ETGIX	16.7	-70.6	02/09	31.8	20.2	29.7	5	0.47	0.74	0.50	5	1	2	2
EQ	Industrials	Fidelity Select Industrials	FCYIX	14.5	-55.5	02/09	20.6	13.8	15.4	5	0.62	0.93	0.83	5	5	4	3
EQ	Industrials	Fidelity Advisor Inds A	FCLAX	13.8	-55.8	02/09	20.8	13.9	15.4	5	0.58	0.87	0.78	5	4	3	2
EQ	Industrials	iShs Dow Jones US Industrial	IYJ	10.4	-56.7	02/09	19.0	13.3	17.2	5	0.46	0.65	0.51	2	3	4	3
EQ	Industrials	Industrial Select Sector SPDR	XLI	10.1	-56.8	02/09	18.9	13.1	17.0	5	0.45	0.64	0.50	2	2	4	3
EQ	Industrials	ICON Industrials S	ICTRX	9.2	-61.1	02/09	21.0	14.9	21.8	5	0.36	0.50	0.34	1	1	2	2
EQ	Industrials	Rydex Transportation Inv	RYPIX	7.9	-57.0	02/09	21.1	14.6	19.9	5	0.29	0.43	0.31	1	3	2	3
EQ	Japan Stock	Matthews Japan Investor	MJFOX	8.0	-55.4	02/09	17.3	11.0	25.3	5	0.37	0.57	0.25	4	3	5	5
EQ	Japan Stock	Fidelity Japan Smer Companies	FJSCX	8.4	-68.3	02/09	22.1	14.1	34.7	5	0.30	0.47	0.19	3	4	4	5
EQ	Japan Stock	iShs MSCI Japan Index	EWJ	6.3	-47.6	02/09	16.6	11.3	21.9	5	0.28	0.41	0.21	3	2	2	2
EQ	Japan Stock	iShs S&P/TOPIX 150 Index	ITF	6.2	-48.1	02/09	16.8	11.4	22.3	5	0.27	0.39	0.20	3	2	2	2
EQ	Japan Stock	ProFunds UltraJapan Inv	UJPIX	0.4	-88.7	05/12	41.5	29.3	58.3	5	-0.03	-0.04	-0.02	1	1	1	4
EQ	Large Blend	Yacktman Foc Svc	YAFFX	13.0	-38.3	02/09	15.9	9.3	7.6	4	0.71	1.21	1.48	5	5	5	5
EQ	Large Blend	American Indep Stock I	ISISX	11.3	-41.8	02/09	15.3	10.0	9.9	5	0.63	0.97	0.97	5	5	2	2
EQ	Large Blend	FMI Large Cap	FMIHX	11.2	-41.7	02/09	13.6	8.9	10.1	4	0.69	1.06	0.93	5	5	4	5
EQ	Large Blend	PIMCO StocksPLUS Abs Ret Insl	PSPTX	11.1	-56.4	02/09	17.3	12.0	16.0	4	0.54	0.78	0.58	5	5	5	5
EQ	Large Blend	MassMutual Select Foc Value A	MFVAX	11.0	-55.7	02/09	19.2	12.6	15.5	5	0.48	0.73	0.60	5	5	2	2
EQ	Large Blend	BBH Core Select N	BBTEX	10.8	-37.1	02/09	12.8	8.6	8.6	4	0.71	1.06	1.05	5	5	5	5
EQ	Large Blend	Touchstone Foc Y	TFYX	10.6	-46.0	02/09	15.8	10.7	13.5	4	0.56	0.83	0.66	5	5	3	4
EQ	Large Blend	Croft Value R	CLVFX	10.5	-53.2	02/09	18.0	12.3	16.0	5	0.49	0.71	0.55	5	2	1	2
EQ	Large Blend	Mann & Nap Tax Managed A	EXTAX	10.1	-46.4	02/09	15.7	10.7	13.4	5	0.53	0.78	0.63	5	4	1	4
EQ	Large Blend	JPMorgan US Eqty Insl	JMUEX	9.9	-48.0	02/09	15.2	10.3	13.9	5	0.54	0.79	0.59	5	5	3	3
EQ	Large Blend	Mann & Nap Eqty	FEXYX	9.9	-48.8	02/09	16.5	11.1	14.1	5	0.49	0.74	0.58	5	4	1	3
EQ	Large Blend	First Eagle US Value A	FEVAX	9.8	-31.7	02/09	10.6	7.2	7.8	4	0.76	1.13	1.04	5	5	5	1
EQ	Large Blend	Pru Jennison Eqty Inc C	AGOCX	9.8	-47.0	02/09	14.5	10.2	13.9	4	0.55	0.79	0.58	5	5	4	3
EQ	Large Blend	Marathon Value Portfolio	MVPFX	9.4	-37.3	02/09	11.9	8.0	10.0	4	0.64	0.96	0.77	5	5	5	4
EQ	Large Blend	Lord Abbett Fund Eqty C	GILAX	9.4	-41.7	02/09	15.1	10.3	11.9	5	0.51	0.74	0.64	5	4	2	2
EQ	Large Blend	Westwood Dividend Growth Inst	WHGDY	9.2	-45.0	02/09	14.9	10.2	12.0	4	0.50	0.74	0.63	5	5	4	4
EQ	Large Blend	GE Insl US Lg Cap Core Eq Inv	GEIVX	8.9	-45.7	02/09	14.7	10.3	13.1	5	0.49	0.70	0.55	5	4	3	3
EQ	Large Blend	Manor	MNRMX	8.8	-44.0	02/09	14.4	9.9	12.5	4	0.49	0.71	0.56	5	3	4	3
EQ	Large Blend	Lord Abbett Calib Div Gr A	LAMAX	8.4	-37.3	02/09	11.8	8.0	11.6	4	0.57	0.83	0.58	5	5	3	2
EQ	Large Blend	Vice Investor	VICEX	12.5	-52.3	02/09	15.7	10.9	20.9	5	0.69	1.00	0.52	4	2	5	3
EQ	Large Blend	Leuthold Select Industries	LSLTX	10.6	-43.1	02/09	17.8	12.1	17.9	5	0.50	0.73	0.50	4	1	1	3
EQ	Large Blend	Timothy Plan Lg/Mid Cap Val A	TLVAX	10.0	-50.9	02/09	15.8	11.2	17.4	4	0.53	0.74	0.48	4	2	4	2
EQ	Large Blend	Gabelli Dividend Growth AAA	GABBX	9.6	-49.3	02/09	15.3	10.0	14.8	4	0.52	0.79	0.53	4	4	3	4
EQ	Large Blend	Great-West Aggr Pro II Init	MXAPX	9.6	-53.2	02/09	16.8	11.9	16.7	5	0.47	0.66	0.47	4	2	2	3
EQ	Large Blend	Vang Insl Ttl Stk Mkt I InslP	VITPX	9.5	-50.8	02/09	15.4	10.8	15.4	4	0.51	0.72	0.51	4	4	4	4
EQ	Large Blend	Dreyfus Strategic Value A	DAGVX	9.5	-50.7	02/09	16.7	11.5	16.4	5	0.47	0.67	0.48	4	2	1	2

EQ	Large Blend	MFS Blnded Res Core Eqty I	MUSEX	9.4	-50.1	02/09	14.9	10.5	15.5	4	0.52	0.73	0.50	4	4	4	3
EQ	Large Blend	Great-West Aggr Pro I Init	MXPPX	9.4	-53.2	02/09	16.8	11.9	16.9	5	0.46	0.65	0.46	4	2	2	3
EQ	Large Blend	Schwab Tot Stock Market Index	SWTSX	9.4	-50.2	02/09	15.2	10.6	15.3	4	0.51	0.72	0.50	4	4	4	4
EQ	Large Blend	Fid Spartan Tot Mkt Idx Inv	FSTMX	9.3	-51.0	02/09	15.4	10.8	15.7	4	0.50	0.71	0.49	4	4	4	4
EQ	Large Blend	Schwab MktTrack All Eqty Inv	SWEGX	9.3	-53.3	02/09	16.7	11.8	17.0	5	0.45	0.65	0.45	4	2	2	3
EQ	Large Blend	TIAA-CREF Social Cho Eq Insl	TISCX	9.3	-50.1	02/09	15.4	10.7	14.6	4	0.49	0.70	0.52	4	4	4	4
EQ	Large Blend	Vanguard Tax-Mgd Cap App I	VTCIX	9.2	-50.7	02/09	15.3	10.8	15.8	4	0.49	0.70	0.48	4	4	4	4
EQ	Large Blend	T. R Pr Tot Eqty Mkt Idx	POMIX	9.2	-51.1	02/09	15.4	10.8	15.7	4	0.48	0.69	0.48	4	4	4	4
EQ	Large Blend	Pru Jennison Eqty Opp A	PJIAX	9.1	-50.7	02/09	17.2	12.1	15.3	5	0.43	0.62	0.48	4	4	2	1
EQ	Large Blend	TIAA-CREF Eqty Index Instl	TIEIX	9.1	-51.1	02/09	15.4	10.8	15.8	4	0.48	0.68	0.47	4	4	4	4
EQ	Large Blend	iShs Dow Jones U.S. Index	IYY	9.1	-50.9	02/09	15.2	10.7	15.7	4	0.48	0.69	0.47	4	4	4	4
EQ	Large Blend	JPMorgan Dis Eqty Instl	JPIEX	9.0	-50.4	02/09	15.0	10.4	15.2	4	0.49	0.70	0.48	4	5	4	4
EQ	Large Blend	Vantagepoint Brd Market Idx I	VPMIX	9.0	-50.9	02/09	15.3	10.7	15.8	4	0.48	0.68	0.46	4	4	4	4
EQ	Large Blend	iShs Russell 3000 Index	IWW	9.0	-51.1	02/09	15.4	10.8	15.9	4	0.47	0.67	0.46	4	4	4	4
EQ	Large Blend	JHVIT Tot Stk Mkt I Tr Ser I	JETSX	9.0	-50.8	02/09	15.3	10.8	15.7	4	0.47	0.67	0.46	4	4	4	4
EQ	Large Blend	DFA Tax-Managed US Eq	DTMEX	8.9	-49.5	02/09	15.0	10.6	15.6	4	0.48	0.68	0.46	4	4	4	4
EQ	Large Blend	T. Rowe Price Capital Oppor	PRCOX	8.7	-49.9	02/09	14.9	10.4	15.5	4	0.47	0.67	0.45	4	4	4	3
EQ	Large Blend	Schwab Core Eqty Inv	SWANX	8.7	-46.6	02/09	14.5	10.3	15.5	4	0.48	0.68	0.45	4	3	2	3
EQ	Large Blend	SPDR Dow Jones Tot Market	TMW	8.7	-50.4	02/09	15.1	10.6	15.5	4	0.46	0.66	0.45	4	4	4	4
EQ	Large Blend	MFS Core Eqty A	MRGAX	8.7	-49.8	02/09	15.6	11.0	15.2	4	0.45	0.63	0.46	4	4	3	2
EQ	Large Blend	The MP 63	DRIPX	8.5	-48.8	02/09	14.8	10.4	13.6	4	0.46	0.65	0.50	4	4	3	5
EQ	Large Blend	Meehan Focus	MEFOX	8.4	-48.3	02/09	15.0	10.3	13.5	4	0.44	0.65	0.49	4	3	2	2
EQ	Large Blend	Eaton V Lg Cap Core Res A	EAERX	8.4	-44.8	02/09	14.2	9.9	13.5	4	0.47	0.67	0.49	4	2	1	1
EQ	Large Blend	JPMorgan Investor Growth A	ONGAX	8.1	-45.3	02/09	14.0	9.8	13.4	5	0.46	0.66	0.48	4	3	2	1
EQ	Large Blend	ISI Strategy	STRTX	7.6	-41.4	02/09	12.7	9.0	12.0	4	0.46	0.65	0.49	4	4	3	2
EQ	Large Blend	Henssler Eqty Investor	HEQFX	7.4	-43.9	02/09	14.0	9.9	12.2	5	0.41	0.57	0.47	4	3	2	1
EQ	Large Blend	Alger Grth & Inc Fund Class A	ALBAX	6.7	-37.5	02/09	11.2	8.0	11.1	4	0.45	0.62	0.45	4	5	5	2
EQ	Large Blend	Janus Contrarian D	JACNX	12.0	-59.2	02/09	20.0	13.8	23.3	5	0.52	0.75	0.44	3	1	1	5
EQ	Large Blend	Vanguard Capital Value Inv	VCVLX	10.0	-65.3	02/09	22.0	14.4	21.4	5	0.38	0.58	0.39	3	5	1	2
EQ	Large Blend	Hartford Capital Apprec A	ITHAX	9.7	-56.2	02/09	18.5	12.7	20.2	5	0.43	0.63	0.40	3	1	1	1
EQ	Large Blend	Fidelity Value Discy	FVDFX	9.7	-56.5	02/09	17.5	12.1	19.7	5	0.46	0.66	0.41	3	2	2	4
EQ	Large Blend	Beck Mack & Oliver Partners	BMPEX	9.7	-53.8	02/09	16.3	11.9	18.1	5	0.49	0.67	0.44	3	2	5	4
EQ	Large Blend	JHVIT Lifestyle Aggr Tr Ser I	JELAX	9.4	-54.2	02/09	17.0	12.0	18.2	5	0.45	0.64	0.43	3	2	1	2
EQ	Large Blend	JPMorgan Intrepid Adv Sel	JISX	9.4	-55.2	02/09	16.4	11.6	20.4	5	0.47	0.66	0.38	3	3	3	5
EQ	Large Blend	MFS Eqty Oppor A	SRFAX	9.4	-49.5	02/09	16.1	11.4	18.0	5	0.47	0.67	0.42	3	2	3	2
EQ	Large Blend	Mgrs AMG FQ Tx Mgd US Eq Insl	MFQTX	9.3	-53.6	02/09	16.1	11.5	19.6	4	0.47	0.66	0.39	3	3	5	4
EQ	Large Blend	Fort Pitt Capital Tot Return	FPCGX	9.3	-51.5	02/09	14.7	10.2	17.8	4	0.51	0.74	0.43	3	4	5	5
EQ	Large Blend	JPMorgan Intrepid America Sel	JPIAX	9.3	-51.0	02/09	15.5	10.9	17.1	4	0.49	0.69	0.44	3	3	3	4
EQ	Large Blend	Vanpnt Mod Pt All-Eq Gr Inv M	VPAGX	9.0	-52.6	02/09	16.4	11.6	17.0	5	0.45	0.63	0.43	3	3	2	3
EQ	Large Blend	iShs Russell 1000 Index	IWB	8.8	-51.1	02/09	15.1	10.6	15.9	4	0.47	0.67	0.45	3	4	4	4
EQ	Large Blend	PIMCO StocksPLUS Instl	PSTKX	8.7	-57.0	02/09	16.9	12.1	17.8	4	0.42	0.58	0.40	3	4	5	5
EQ	Large Blend	Fidelity Large Cap Stock	FLCSX	8.7	-58.2	02/09	18.1	12.6	18.0	5	0.39	0.56	0.39	3	4	3	3
EQ	Large Blend	Wilshire 5000 Index Instl	WINDX	8.7	-50.8	02/09	15.2	10.7	15.9	4	0.46	0.65	0.44	3	4	4	4
EQ	Large Blend	Cambiar Opportunity Inv	CAMOX	8.6	-54.1	02/09	18.5	12.9	17.2	5	0.37	0.54	0.40	3	2	1	2
EQ	Large Blend	AdvisorOne Amerigo N	CLSAX	8.6	-53.4	02/09	17.1	12.2	17.4	5	0.40	0.57	0.40	3	2	1	2
EQ	Large Blend	DFA US Large Company I	DFUSX	8.5	-50.7	02/09	14.8	10.4	15.9	4	0.46	0.66	0.43	3	4	4	4
EQ	Large Blend	Vanguard Tax-Mgd Grth & Inc I	VTMIX	8.5	-50.9	02/09	14.8	10.4	16.0	4	0.46	0.66	0.43	3	4	4	4
EQ	Large Blend	Uni Association S&P 500 Idx I	UASPX	8.5	-50.7	02/09	14.8	10.4	15.9	4	0.46	0.65	0.43	3	4	4	4
EQ	Large Blend	DFA Enhanced US Lg Company I	DFELX	8.5	-51.3	02/09	15.0	10.5	15.8	4	0.45	0.64	0.43	3	4	5	4
EQ	Large Blend	Schwab S&P 500 Index	SWPPX	8.5	-50.7	02/09	14.8	10.4	16.0	4	0.46	0.65	0.42	3	4	4	4
EQ	Large Blend	Vantagepoint Grth & Inc Inv	VPGIX	8.5	-50.6	02/09	15.3	10.6	15.7	5	0.44	0.64	0.43	3	4	3	3

EQ	Large Blend	JPMorgan Tax Aware Eqty Instl	JPDEX	8.5	-49.6	02/09	15.3	10.6	15.3	5	0.44	0.64	0.44	3	4	3	3
EQ	Large Blend	iShs Core S&P 500 ETF	IVV	8.5	-50.9	02/09	14.8	10.4	16.1	4	0.46	0.65	0.42	3	4	4	4
EQ	Large Blend	TIAA-CREF S&P 500 Index Instl	TISPX	8.4	-50.8	02/09	14.8	10.4	16.0	4	0.45	0.65	0.42	3	4	4	4
EQ	Large Blend	GE Instl S&P 500 Index Inv	GIDIX	8.4	-50.9	02/09	14.8	10.4	16.0	4	0.45	0.64	0.42	3	4	4	4
EQ	Large Blend	Mutual of Am Eqty Idx Instl	MAEQX	8.4	-50.8	02/09	14.8	10.5	16.0	4	0.45	0.64	0.42	3	3	4	4
EQ	Large Blend	Nationwide Inv Destg Agrsv A	NDAAX	8.4	-51.2	02/09	15.7	11.1	16.3	5	0.43	0.60	0.41	3	2	1	1
EQ	Large Blend	Amer Beacon S&P 500 Idx Instl	AASPX	8.4	-51.0	02/09	14.8	10.4	16.1	4	0.45	0.64	0.42	3	4	4	4
EQ	Large Blend	BlackRock S&P 500 Stock	WFSPX	8.4	-51.0	02/09	14.8	10.4	16.1	4	0.45	0.64	0.41	3	4	4	4
EQ	Large Blend	Colum Large Cap Index Z	NINDX	8.4	-51.0	02/09	14.8	10.4	16.2	4	0.45	0.64	0.41	3	4	4	4
EQ	Large Blend	Hartford Dis Eqty HLS IA	HIAGX	8.4	-47.5	02/09	14.5	10.4	15.4	4	0.46	0.64	0.43	3	4	4	4
EQ	Large Blend	Dreyfus Basic S&P 500 Stk Idx	DSPIX	8.4	-51.0	02/09	14.8	10.4	16.2	4	0.45	0.64	0.41	3	4	4	4
EQ	Large Blend	Oppen Main Street Select A	OMSOX	8.3	-53.7	02/09	16.3	11.2	16.8	5	0.41	0.59	0.39	3	2	2	1
EQ	Large Blend	GuideStone Funds Eqty Idx GS2	GEQYX	8.3	-51.2	02/09	14.8	10.4	16.3	4	0.45	0.64	0.41	3	4	5	4
EQ	Large Blend	State Street Eqty 500 Idx Adm	STFAX	8.3	-50.8	02/09	14.8	10.4	16.1	4	0.45	0.64	0.41	3	4	4	4
EQ	Large Blend	SSgA IAM Shs Instl	SIAMX	8.3	-51.2	02/09	15.1	10.7	16.1	4	0.44	0.62	0.41	3	4	4	4
EQ	Large Blend	USAA S&P 500 Index Member	USSPX	8.3	-51.1	02/09	14.8	10.5	16.3	4	0.44	0.63	0.40	3	3	4	4
EQ	Large Blend	Transam Part Instl Stock Idx	DISFX	8.3	-51.1	02/09	14.8	10.4	16.2	4	0.44	0.63	0.40	3	3	4	4
EQ	Large Blend	PNC S&P 500 Index I	PSXIX	8.2	-51.0	02/09	14.8	10.4	16.2	4	0.44	0.63	0.40	3	3	4	4
EQ	Large Blend	Northern Stock Index	NOSIX	8.2	-51.1	02/09	14.8	10.5	16.3	4	0.44	0.62	0.40	3	3	4	4
EQ	Large Blend	SA US Core Market	SAMKX	8.2	-49.7	02/09	14.9	10.6	15.7	4	0.44	0.62	0.42	3	4	4	4
EQ	Large Blend	VALIC Co II Soc Responsible	VCSRX	8.2	-51.5	02/09	15.1	10.7	15.8	4	0.43	0.61	0.41	3	4	4	3
EQ	Large Blend	First Invs Growth & Income A	FGINX	8.2	-50.4	02/09	15.9	11.5	16.4	5	0.41	0.57	0.40	3	3	3	2
EQ	Large Blend	Mutual of Am All Am Instl	MALLX	8.2	-49.7	02/09	15.2	10.7	15.6	4	0.43	0.61	0.42	3	4	3	4
EQ	Large Blend	Pioneer Research A	PATMX	8.2	-47.6	02/09	14.4	9.9	14.9	4	0.45	0.66	0.44	3	3	3	1
EQ	Large Blend	Colum Large Cap Core Z	NSEPX	8.2	-48.1	02/09	14.4	10.1	15.6	4	0.45	0.64	0.41	3	3	3	4
EQ	Large Blend	SEI Instl Mgd Tax-Mgd Lg Cap A	TMLCX	8.2	-52.4	02/09	15.5	11.0	17.2	5	0.42	0.59	0.37	3	3	3	3
EQ	Large Blend	EV Tx-Mgd Eq Asset Allc A	EAEAX	8.2	-50.7	02/09	15.9	11.3	17.1	5	0.41	0.57	0.38	3	1	1	1
EQ	Large Blend	DWS S&P 500 Index S	SCPIX	8.1	-51.2	02/09	14.8	10.5	16.3	4	0.43	0.61	0.39	3	3	4	4
EQ	Large Blend	Vantagepoint 500 Stock Idx I	VPFIX	8.1	-51.2	02/09	14.8	10.5	16.4	4	0.43	0.61	0.39	3	3	4	4
EQ	Large Blend	Principal Lg Cap Blnd II Inst	PLBIX	8.0	-49.9	02/09	14.9	10.5	15.5	4	0.42	0.60	0.41	3	3	3	4
EQ	Large Blend	BlackRock S&P 500 Index A	MDSRX	8.0	-51.3	02/09	14.8	10.5	16.5	4	0.42	0.59	0.38	3	3	4	4
EQ	Large Blend	LM Batterym S&P 500 Idx A	SBSPX	7.9	-51.3	02/09	14.8	10.5	16.5	4	0.42	0.59	0.38	3	3	4	4
EQ	Large Blend	Transamerica Part Stock Index	DSKIX	7.9	-51.3	02/09	14.8	10.5	16.6	4	0.42	0.59	0.37	3	3	4	4
EQ	Large Blend	Homestead Stock Index	HSTIX	7.9	-51.4	02/09	14.8	10.5	16.6	4	0.42	0.59	0.37	3	3	4	4
EQ	Large Blend	Nationwide S&P 500 Index Svc	GRMSX	7.9	-51.4	02/09	14.8	10.5	16.6	4	0.42	0.59	0.37	3	3	4	4
EQ	Large Blend	RidgeWorth Agrsv Gr Allc St I	CVMGX	7.8	-48.7	02/09	15.2	10.9	15.3	5	0.40	0.56	0.40	3	2	1	1
EQ	Large Blend	Bridgeway Blue Chip 35 Index	BRLIX	7.8	-47.5	02/09	13.9	9.5	14.4	4	0.43	0.63	0.42	3	5	5	4
EQ	Large Blend	Highland Core America Eqty A	HCOAX	7.4	-46.4	02/09	14.7	10.4	13.7	5	0.38	0.54	0.41	3	2	1	1
EQ	Large Blend	WesMark Growth	WMKGX	7.4	-45.3	02/09	15.4	10.8	13.6	5	0.37	0.52	0.42	3	3	1	2
EQ	Large Blend	Madison Mosaic Dis Eqty Y	MADEX	6.6	-46.8	02/09	13.7	9.8	13.1	4	0.36	0.50	0.38	3	4	4	4
EQ	Large Blend	Dreyfus Tax-Managed Growth A	DTMGX	6.6	-43.5	02/09	12.6	8.9	12.7	5	0.39	0.55	0.39	3	3	5	1
EQ	Large Blend	CGM Focus	CGMFX	12.9	-64.6	02/09	26.5	18.1	36.2	5	0.42	0.62	0.31	2	1	1	1
EQ	Large Blend	Metropolitan West AlpTrak 500	MWATX	8.3	-65.6	02/09	18.0	13.1	22.9	5	0.37	0.51	0.29	2	3	5	5
EQ	Large Blend	Brown Advisory Value Eqty Inv	BIAVX	8.3	-55.3	02/09	16.6	11.8	17.9	5	0.39	0.55	0.37	2	2	2	1
EQ	Large Blend	HighMark Lg Cap Core Eqty Fid	HMCFX	8.0	-54.1	02/09	15.8	11.3	17.8	4	0.40	0.55	0.35	2	4	4	3
EQ	Large Blend	Wells Fargo Adv Divr Eq Adm	NVDEX	8.0	-52.6	02/09	15.9	11.3	17.8	5	0.39	0.55	0.35	2	3	2	2
EQ	Large Blend	Fidelity Advisor Large Cap B	FALHX	8.0	-58.7	02/09	18.1	12.7	18.8	5	0.34	0.49	0.33	2	3	2	3
EQ	Large Blend	Sentinel Sus Core Opp A	MYPVX	7.9	-53.2	02/09	15.5	10.9	18.2	5	0.40	0.57	0.34	2	2	3	2
EQ	Large Blend	Oakmark Select I	OAKLX	7.9	-57.6	02/09	17.9	12.4	18.4	5	0.35	0.50	0.34	2	5	3	2
EQ	Large Blend	Fidelity Tax Managed Stock	FTXMX	7.9	-53.9	02/09	17.3	12.7	21.3	5	0.36	0.49	0.29	2	1	1	5
EQ	Large Blend	UBS US Large Cap Eqty Y	BPEQX	7.8	-55.0	02/09	16.6	11.8	18.6	5	0.37	0.52	0.33	2	2	2	2

EQ	Large Blend	Principal SAM Strat Growth A	SACAX	7.8	-50.5	02/09	15.1	10.8	16.6	5	0.40	0.56	0.37	2	2	2	1
EQ	Large Blend	Gold Sachs Str Tx-Mgd Eq A	GCTAX	7.8	-53.6	02/09	15.6	11.1	19.2	4	0.39	0.55	0.32	2	2	3	2
EQ	Large Blend	Fidelity Mega Cap Stock	FGRTX	7.8	-53.2	02/09	15.4	10.7	17.1	4	0.39	0.57	0.35	2	4	4	3
EQ	Large Blend	Colum Lg Cap Enhanced Core A	NMIAX	7.8	-50.9	02/09	14.8	10.5	16.7	4	0.41	0.58	0.36	2	3	4	1
EQ	Large Blend	Target Growth Allocation A	PHGAX	7.6	-54.0	02/09	15.8	11.2	20.1	5	0.37	0.52	0.29	2	1	1	1
EQ	Large Blend	New Covenant Growth	NCGFX	7.6	-50.9	02/09	15.3	11.0	17.4	5	0.38	0.53	0.34	2	2	2	2
EQ	Large Blend	Principal Lg Cp S&P 500 I R2	PLFNX	7.5	-51.5	02/09	14.8	10.5	16.9	4	0.39	0.55	0.34	2	3	4	4
EQ	Large Blend	Victory Stock Index A	SSTIX	7.5	-51.3	02/09	14.9	10.5	16.2	4	0.39	0.55	0.36	2	3	3	2
EQ	Large Blend	USAA Growth & Income	USGRX	7.5	-53.1	02/09	16.2	11.5	17.8	5	0.36	0.50	0.33	2	2	2	1
EQ	Large Blend	ING Davis NY Venture Port I	ISFIX	7.5	-53.7	02/09	16.1	11.2	17.0	5	0.36	0.52	0.34	2	2	2	3
EQ	Large Blend	Meeder Dynamic Growth	FLDGX	7.4	-51.0	02/09	15.9	11.4	17.3	5	0.36	0.50	0.33	2	2	2	3
EQ	Large Blend	State Farm S&P 500 I A Legacy	SLIAX	7.4	-51.5	02/09	14.8	10.5	16.7	4	0.38	0.54	0.34	2	3	3	3
EQ	Large Blend	Fidelity Dividend Growth	FDGFX	7.4	-56.0	02/09	18.6	12.9	16.4	5	0.31	0.44	0.35	2	4	1	2
EQ	Large Blend	Fidelity Advisor Eqty Value A	FAVAX	7.4	-56.6	02/09	17.2	12.0	20.0	5	0.33	0.47	0.28	2	1	1	2
EQ	Large Blend	Invesco S&P 500 Index A	SPIAX	7.4	-51.2	02/09	14.8	10.5	16.4	4	0.38	0.54	0.34	2	2	3	2
EQ	Large Blend	Transam Asset Allc Grth A	IAAAX	7.4	-53.0	02/09	15.9	11.4	18.7	5	0.35	0.49	0.30	2	1	1	1
EQ	Large Blend	Northern Large Cap Eqty	NOGEX	7.3	-50.1	02/09	15.3	10.7	15.4	4	0.37	0.53	0.37	2	4	3	2
EQ	Large Blend	ING Index Plus LgCap Port I	IPLIX	7.3	-50.8	02/09	14.9	10.8	16.9	4	0.38	0.52	0.33	2	3	3	3
EQ	Large Blend	Hartford Disciplined Eqty A	HAIAX	7.3	-48.2	02/09	14.5	10.5	15.9	4	0.38	0.53	0.35	2	3	3	2
EQ	Large Blend	iShs S&P 100 Index	OEF	7.3	-50.1	02/09	14.2	10.0	16.5	4	0.39	0.56	0.34	2	3	4	4
EQ	Large Blend	Blue Chip Investor	BCIFX	7.3	-52.4	02/09	15.5	10.9	16.0	4	0.36	0.51	0.35	2	4	4	5
EQ	Large Blend	Prudential Lg Cap Core Eqty A	PTMAX	7.3	-51.6	02/09	15.1	10.8	18.0	4	0.37	0.51	0.31	2	2	2	2
EQ	Large Blend	Transam Part Instl Lg Core	DIGIX	7.2	-50.7	02/09	14.6	10.6	17.7	4	0.37	0.51	0.31	2	3	4	4
EQ	Large Blend	MM S&P 500® Index A	MIEAX	7.1	-51.4	02/09	14.8	10.5	16.6	4	0.37	0.52	0.33	2	2	3	2
EQ	Large Blend	Sterling Capital Eqty Index A	BAEQX	7.1	-51.4	02/09	14.8	10.5	16.7	4	0.37	0.52	0.32	2	2	3	2
EQ	Large Blend	Huntington Rotating Markets A	HRIAX	7.1	-53.1	02/09	15.9	11.3	18.9	5	0.34	0.48	0.28	2	1	1	1
EQ	Large Blend	Virtus Growth & Income A	PDIAX	7.1	-48.9	02/09	16.1	11.2	15.9	5	0.33	0.48	0.33	2	2	1	1
EQ	Large Blend	Thornburg Value A	TVAFX	7.0	-54.3	02/09	17.8	12.6	18.6	5	0.29	0.42	0.28	2	1	1	1
EQ	Large Blend	Transamerica Partners Lg Core	DVGIX	6.9	-50.8	02/09	14.6	10.6	18.0	4	0.35	0.49	0.29	2	3	4	4
EQ	Large Blend	Eaton Vance Tx-Mgd Grth 1.1 A	ETTGX	6.8	-47.7	02/09	14.1	9.9	14.8	4	0.36	0.51	0.34	2	3	2	1
EQ	Large Blend	MassMutual Sel Lg Cap Val A	MMLAX	6.8	-55.1	02/09	15.9	11.2	17.9	5	0.32	0.45	0.28	2	1	1	1
EQ	Large Blend	BNY Mellon Large Cap Stock M	MPLCX	6.7	-52.3	02/09	15.6	11.1	17.5	5	0.32	0.45	0.29	2	2	1	2
EQ	Large Blend	Putnam Research A	PNRAX	6.7	-52.5	02/09	15.7	11.0	16.9	4	0.32	0.46	0.30	2	4	2	2
EQ	Large Blend	Stratus Growth Inst	STPGX	6.7	-46.3	02/09	14.4	10.3	15.0	5	0.35	0.49	0.33	2	2	1	2
EQ	Large Blend	Eaton Vance Tx-Mgd Grth 1.2 A	EXTGX	6.6	-47.9	02/09	14.1	10.0	15.0	4	0.35	0.49	0.33	2	2	2	1
EQ	Large Blend	Pacific Advisors Lg Cap Val A	PAGTX	6.6	-50.0	02/09	15.6	11.5	16.8	4	0.31	0.42	0.29	2	1	3	1
EQ	Large Blend	North Country Eqty Growth	NCEGX	6.5	-48.1	02/09	13.8	10.1	16.7	5	0.35	0.47	0.29	2	2	2	2
EQ	Large Blend	Spirit of Am Lg Cap Val A	SOAVX	6.3	-43.5	02/09	12.9	9.1	13.8	4	0.36	0.51	0.33	2	2	1	1
EQ	Large Blend	Dreyfus Core Eqty A	DLTSX	6.1	-44.4	02/09	12.8	9.1	13.1	4	0.34	0.48	0.34	2	3	4	1
EQ	Large Blend	ICON Risk-Managed Balanced C	IOCCX	5.2	-35.0	03/09	11.0	7.6	12.0	4	0.31	0.45	0.29	2	1	1	3
EQ	Large Blend	Rydex Nova Inv	RYNVX	8.9	-69.6	02/09	22.6	16.2	27.5	5	0.32	0.45	0.26	1	2	3	4
EQ	Large Blend	Rydex S&P 500 2x Strategy H	RYTNX	8.3	-81.7	02/09	30.2	21.8	38.2	5	0.22	0.30	0.17	1	1	2	3
EQ	Large Blend	ProFunds UltraBull Inv	ULPIX	8.2	-81.4	02/09	30.0	21.7	38.1	5	0.22	0.30	0.17	1	1	2	3
EQ	Large Blend	SunAmerica Strategic Value A	SFVAX	7.8	-60.6	02/09	18.7	13.4	22.4	5	0.32	0.45	0.27	1	1	1	3
EQ	Large Blend	Olstein All Cap Value C	OFALX	7.5	-59.6	02/09	18.0	12.8	22.7	5	0.32	0.45	0.26	1	3	2	2
EQ	Large Blend	TCW Concentrated Value N	TGFVX	7.5	-55.2	02/09	18.0	13.0	22.4	5	0.32	0.44	0.26	1	1	1	3
EQ	Large Blend	Lit Greg Masters Val Instl	MSVFX	7.4	-60.4	02/09	17.9	12.8	22.7	5	0.32	0.45	0.25	1	2	2	2
EQ	Large Blend	UBS US Eqty Opportunity Y	BUSVX	7.1	-56.9	02/09	17.0	12.3	21.9	5	0.31	0.44	0.24	1	1	1	1
EQ	Large Blend	ProFunds Bull Inv	BLPIX	6.6	-51.7	02/09	14.7	10.6	17.6	4	0.33	0.46	0.28	1	2	3	3
EQ	Large Blend	Generation Wave Growth Inv	GWGFX	6.5	-46.3	02/09	13.7	10.0	18.2	5	0.35	0.48	0.26	1	1	1	4
EQ	Large Blend	Fidelity Advisor Grth & Inc A	FGIRX	6.4	-52.8	02/09	15.2	10.9	18.5	4	0.31	0.43	0.26	1	2	3	2

EQ	Large Blend	AllianzGI US Managed Vol A	NGWAX	6.4	-49.9	02/09	15.0	10.9	18.2	4	0.31	0.43	0.26	1	2	3	5
EQ	Large Blend	Fidelity Advisor Div Growth A	FADAX	6.4	-57.0	02/09	18.7	13.1	16.8	5	0.25	0.36	0.28	1	3	1	1
EQ	Large Blend	MainStay Common Stock A	MSOAX	6.4	-51.1	02/09	14.8	10.8	18.5	4	0.31	0.43	0.25	1	1	2	2
EQ	Large Blend	Calvert Large Cap Core A	CMIFX	6.2	-53.7	02/09	14.9	10.8	17.7	4	0.30	0.42	0.26	1	2	3	2
EQ	Large Blend	VALIC Company I Grth & Income	VCGAX	6.1	-50.8	02/09	15.0	11.0	17.7	5	0.29	0.40	0.25	1	1	1	1
EQ	Large Blend	ICON Fund C	ICNXX	5.4	-62.4	02/09	19.0	13.7	27.6	5	0.19	0.27	0.13	1	1	1	1
EQ	Large Blend	STAAR Larger Company Stock	SITLX	5.4	-44.5	02/09	12.7	9.3	16.6	4	0.29	0.39	0.22	1	1	2	2
EQ	Large Blend	Sterling Cap Strat Allc Eq A	BCAAX	5.2	-53.8	02/09	15.4	11.3	20.2	5	0.22	0.31	0.17	1	1	1	1
EQ	Large Blend	Saratoga Lg Capization Val I	SLCVX	4.6	-63.3	02/09	17.5	13.0	29.5	5	0.16	0.22	0.10	1	1	1	2
EQ	Large Blend	Legg Mason Cap Mgmt All Cap A	SPAAX	4.6	-67.0	02/09	19.8	14.3	26.7	5	0.15	0.20	0.11	1	3	1	1
EQ	Large Blend	State Farm Eqty A Legacy	SLEAX	4.5	-57.1	02/09	15.0	11.1	25.3	5	0.19	0.25	0.11	1	1	2	2
EQ	Large Growth	Vanguard Capital Oppor Inv	VHCOX	13.0	-49.2	02/09	18.5	12.3	15.0	5	0.61	0.92	0.75	5	4	2	5
EQ	Large Growth	Amana Growth	AMAGX	12.6	-38.2	02/09	13.6	8.8	11.0	4	0.80	1.24	0.99	5	5	3	3
EQ	Large Growth	Wells Fargo Adv Grth Inv	SGROX	12.6	-48.4	02/09	17.1	11.4	14.6	5	0.64	0.96	0.75	5	5	5	2
EQ	Large Growth	Alger Capital Apprec Ptf I-2	ALVOX	12.1	-51.4	02/09	17.6	12.2	15.9	5	0.59	0.85	0.65	5	4	3	4
EQ	Large Growth	Morg Stan Multi Cap Grth B	CPOBX	11.8	-54.2	02/09	19.4	13.2	16.6	5	0.52	0.76	0.60	5	3	2	1
EQ	Large Growth	Alger Capital Apprec Instl I	ALARX	11.8	-50.1	02/09	17.5	12.1	15.4	5	0.58	0.83	0.65	5	4	3	4
EQ	Large Growth	JPMorgan Growth Advantage A	VHIAX	11.4	-49.6	02/09	17.7	12.0	16.1	5	0.55	0.81	0.60	5	3	3	1
EQ	Large Growth	PowerShs QQQ	QQQ	11.2	-49.8	02/09	18.6	12.5	14.9	5	0.51	0.76	0.64	5	5	5	2
EQ	Large Growth	Fidelity Foc Stock	FTQGX	11.1	-45.7	02/09	15.8	10.6	13.8	5	0.60	0.89	0.68	5	5	5	4
EQ	Large Growth	Laudus Grth Invs US Lg Cap Gr	LGILX	11.1	-45.3	02/09	16.2	11.0	13.0	5	0.58	0.86	0.72	5	5	5	2
EQ	Large Growth	Shelton Nasdaq-100 Idx Direct	NASDX	11.1	-49.7	02/09	18.5	12.4	14.8	5	0.50	0.76	0.63	5	5	5	2
EQ	Large Growth	Munder Growth Oppor A	MNNAX	11.0	-53.8	11/08	22.7	15.1	16.6	5	0.41	0.61	0.56	5	5	1	1
EQ	Large Growth	Franklin Growth Oppor A	FGRAX	10.9	-50.1	02/09	18.6	12.5	16.1	5	0.50	0.74	0.57	5	4	2	1
EQ	Large Growth	Alger Capital Appreciation B	ACAPX	10.9	-51.2	02/09	17.7	12.4	16.2	5	0.52	0.74	0.57	5	3	2	4
EQ	Large Growth	VALIC Co I NASDAQ-100 Index	VCNIX	10.9	-50.2	02/09	18.6	12.5	15.1	5	0.49	0.73	0.60	5	5	5	2
EQ	Large Growth	Touchstone Sands Cp Sel Grth	PTSGX	10.8	-54.6	02/09	18.7	12.8	16.4	5	0.48	0.71	0.55	5	5	5	2
EQ	Large Growth	USAA NASDAQ-100 Index	USNQX	10.5	-50.2	02/09	18.7	12.6	15.3	5	0.47	0.70	0.58	5	5	5	2
EQ	Large Growth	Colum Select Large Cap Grth Z	UMLGX	10.5	-51.7	02/09	18.6	13.1	16.5	5	0.47	0.67	0.53	5	3	3	2
EQ	Large Growth	Delaware Select Growth A	DVEAX	10.5	-54.2	02/09	17.9	11.9	15.9	5	0.49	0.74	0.55	5	5	5	1
EQ	Large Growth	Pru Jennison 20/20 Focus A	PTWAX	10.4	-47.1	02/09	17.4	12.1	13.7	5	0.50	0.72	0.63	5	2	1	1
EQ	Large Growth	Rydex NASDAQ-100 Inv	RYOCX	10.1	-50.3	02/09	18.6	12.6	15.4	5	0.45	0.67	0.55	5	5	5	2
EQ	Large Growth	TIAA-CREF Grth & Income Instl	TIGRX	10.1	-45.7	02/09	14.3	9.8	13.8	4	0.59	0.86	0.61	5	4	4	5
EQ	Large Growth	Brown Advisory Grth Eqty Inv	BIAGX	10.1	-46.4	02/09	16.4	10.9	13.1	5	0.51	0.77	0.64	5	5	5	2
EQ	Large Growth	Buffalo Growth	BUFGX	9.8	-46.8	02/09	17.0	11.4	12.8	5	0.48	0.71	0.64	5	5	3	2
EQ	Large Growth	T. R Pr Insl Lg Cap Grth	TRLGX	9.6	-48.8	02/09	17.2	11.7	14.5	5	0.46	0.68	0.55	5	5	4	2
EQ	Large Growth	LKCM Aquinas Value	AQEIX	9.6	-49.0	02/09	16.3	11.5	14.4	5	0.48	0.69	0.55	5	3	3	4
EQ	Large Growth	LKCM Eqty Instl	LKEQX	9.4	-44.8	02/09	14.3	9.8	12.5	5	0.54	0.79	0.61	5	5	5	5
EQ	Large Growth	MainStay Large Cap Growth A	MLAAX	9.3	-45.2	02/09	16.5	11.2	13.9	5	0.46	0.68	0.55	5	3	2	1
EQ	Large Growth	Integrity Growth & Income A	IGIAX	9.0	-38.7	02/09	14.8	10.0	12.9	5	0.49	0.73	0.57	5	3	3	2
EQ	Large Growth	Waddell & Reed Tax Mgd Eq A	WTEAX	8.7	-41.7	02/09	14.8	10.2	13.0	5	0.47	0.68	0.54	5	3	2	1
EQ	Large Growth	Pioneer Fund Growth A	PIGFX	8.6	-39.1	02/09	13.4	9.0	10.7	4	0.51	0.76	0.64	5	5	4	2
EQ	Large Growth	Guin Atk Global Innovators	IWIRX	11.3	-56.1	02/09	19.2	12.7	18.2	5	0.50	0.75	0.53	4	3	2	5
EQ	Large Growth	Janus Aspen Forty Instl	JACAX	10.0	-52.1	02/09	18.1	12.6	17.5	5	0.46	0.66	0.48	4	1	1	4
EQ	Large Growth	Natixis US Mul-Cp Eqty Fd Cl	NEFSX	9.9	-51.1	02/09	16.6	11.4	15.5	5	0.49	0.72	0.53	4	3	3	3
EQ	Large Growth	Janus Research D	JNRFX	9.7	-53.5	02/09	17.5	12.4	16.3	5	0.45	0.64	0.49	4	3	3	4
EQ	Large Growth	Colum Global Div Oppor Z	CSVFX	9.7	-51.5	02/09	16.7	11.7	16.4	5	0.48	0.68	0.48	4	2	1	5
EQ	Large Growth	ProFunds NASDAQ-100 Inv	OTPIX	9.6	-50.6	02/09	18.6	12.6	15.7	5	0.42	0.62	0.50	4	5	4	1
EQ	Large Growth	T. R Pr Tx-Efficient Eqty	PREFX	9.6	-51.8	02/09	17.1	11.9	16.2	5	0.46	0.66	0.48	4	3	4	3
EQ	Large Growth	Homestead Growth	HNASX	9.5	-49.0	02/09	19.0	13.0	15.3	5	0.41	0.60	0.51	4	5	3	2
EQ	Large Growth	INTECH U.S. Core D	JIRMX	9.5	-49.8	02/09	14.7	10.5	15.6	4	0.53	0.74	0.50	4	4	5	5

EQ	Large Growth	MassMutual Select Fund Grth A	MOTAX	9.5	-50.6	02/09	18.6	12.6	15.5	5	0.42	0.61	0.50	4	5	4	1
EQ	Large Growth	Colum LifeGoal Growth A	NLGIX	9.3	-51.3	02/09	16.1	11.2	15.9	5	0.47	0.68	0.48	4	2	1	2
EQ	Large Growth	ASTON/TAMRO Divr Eqty N	ATLVX	9.3	-46.9	02/09	15.8	10.9	14.4	5	0.48	0.69	0.53	4	4	3	4
EQ	Large Growth	Neub Berm Socially Rspns Inv	NBSRX	9.2	-47.9	02/09	15.4	10.8	14.5	5	0.49	0.70	0.52	4	3	3	5
EQ	Large Growth	BlackRock Focus Growth Inv A	MDFOX	9.2	-47.3	11/08	19.7	13.6	14.6	5	0.38	0.55	0.51	4	2	1	1
EQ	Large Growth	Delaware Pooled Select 20	DPCEX	9.2	-51.1	02/09	16.8	11.7	15.7	5	0.44	0.64	0.47	4	4	5	3
EQ	Large Growth	JPMorgan Intrepid Growth Sel	JPGSX	9.1	-49.6	02/09	15.6	10.9	16.0	4	0.47	0.68	0.46	4	4	4	5
EQ	Large Growth	ING T. R Pr Grth Eqty Port I	ITGIX	9.0	-49.3	02/09	16.2	11.3	15.8	5	0.45	0.65	0.46	4	4	4	3
EQ	Large Growth	Profit	PVALX	8.9	-46.4	02/09	14.7	10.0	13.8	5	0.49	0.72	0.52	4	4	3	4
EQ	Large Growth	Principal LgCap Grth I Inst	PLGIX	8.9	-48.7	02/09	16.9	11.6	14.4	5	0.43	0.62	0.50	4	5	4	2
EQ	Large Growth	T. Rowe Price Blue Chip Grth	TRBCX	8.9	-50.1	02/09	16.2	11.4	15.9	5	0.44	0.63	0.45	4	4	5	3
EQ	Large Growth	Davenport Core	DAVPX	8.8	-47.8	02/09	13.7	9.6	15.1	4	0.51	0.74	0.47	4	3	4	5
EQ	Large Growth	Ivy Tax-Managed Eqty I	WYTMX	8.6	-43.2	02/09	14.5	10.0	14.3	5	0.48	0.69	0.49	4	3	3	3
EQ	Large Growth	MassMutual Premier Dis Grth Y	DEIGX	8.6	-48.3	02/09	15.2	10.7	14.8	4	0.45	0.64	0.47	4	4	5	5
EQ	Large Growth	iShs Russell 3000 Grth Index	IWZ	8.6	-48.4	02/09	15.4	10.8	14.6	5	0.45	0.64	0.47	4	4	5	4
EQ	Large Growth	Capital Advisors Growth	CIAOX	8.6	-40.0	02/09	14.0	9.6	13.3	4	0.49	0.72	0.52	4	4	4	4
EQ	Large Growth	TIAA-CREF Lg-Cap Gr Idx Instl	TILIX	8.5	-48.1	02/09	15.1	10.6	14.4	5	0.45	0.64	0.47	4	4	5	4
EQ	Large Growth	iShs Russell 1000 Grth Index	IWF	8.4	-48.0	02/09	15.1	10.6	14.5	5	0.45	0.64	0.46	4	4	5	4
EQ	Large Growth	GE Instl Premier Grth Eqty Inv	GEIPX	8.4	-46.3	02/09	16.3	11.3	12.6	4	0.41	0.59	0.53	4	5	4	5
EQ	Large Growth	American Trust Allegiance	ATAFX	8.3	-46.8	02/09	15.8	10.9	13.7	5	0.42	0.61	0.48	4	3	3	4
EQ	Large Growth	Principal Lg Cap Grth II Inst	PPIIX	8.3	-45.9	02/09	14.7	10.3	13.7	5	0.44	0.63	0.48	4	3	4	4
EQ	Large Growth	SPDR S&P 500 Growth ETF	SPYG	8.1	-47.6	02/09	15.1	10.6	13.9	4	0.42	0.61	0.46	4	4	5	5
EQ	Large Growth	Walden Eqty	WSEFX	8.0	-44.1	02/09	13.8	9.6	12.2	5	0.46	0.66	0.52	4	3	4	3
EQ	Large Growth	Amer Beac Holland Lg Cp Gr In	LHGFY	8.0	-44.1	02/09	14.6	10.1	12.2	5	0.43	0.62	0.51	4	5	5	3
EQ	Large Growth	Prudential Jennison Growth A	PJFAX	8.0	-44.7	02/09	15.7	10.8	13.7	5	0.40	0.58	0.45	4	3	2	1
EQ	Large Growth	iShs S&P 500 Growth Index	IWV	8.0	-45.3	02/09	14.0	9.9	13.4	4	0.45	0.63	0.47	4	5	5	5
EQ	Large Growth	W.P. Stewart & Co. Grth Fund	WPSGX	7.9	-43.1	02/09	14.8	9.7	12.4	5	0.42	0.64	0.50	4	5	5	3
EQ	Large Growth	Pru Jennison Sel Grth A	SPFAX	7.8	-41.0	11/08	16.1	11.0	12.4	5	0.38	0.56	0.50	4	4	2	1
EQ	Large Growth	DWS Capital Growth S	SCGSX	7.8	-42.5	02/09	14.4	10.2	12.9	5	0.42	0.60	0.47	4	3	2	3
EQ	Large Growth	ASTON/Mon & Cal Grth N	MCGFX	7.4	-42.4	02/09	13.7	9.8	12.2	4	0.42	0.59	0.47	4	4	5	5
EQ	Large Growth	Matthew 25	MXXVX	11.2	-63.3	02/09	20.5	13.6	21.7	5	0.46	0.70	0.44	3	5	5	5
EQ	Large Growth	Thornburg Core Growth A	THCGX	11.0	-59.1	02/09	19.3	13.2	23.8	5	0.48	0.70	0.39	3	2	3	3
EQ	Large Growth	Hartford Growth Oppor B	HGOBX	10.1	-55.7	02/09	18.5	13.2	21.7	5	0.45	0.64	0.39	3	1	2	5
EQ	Large Growth	Janus Forty S	JARTX	9.5	-52.0	02/09	17.8	12.5	18.3	5	0.44	0.62	0.43	3	1	1	4
EQ	Large Growth	MassMutual Sel Grth Oppor A	MMAAX	9.1	-53.1	02/09	17.3	12.0	16.7	5	0.42	0.61	0.44	3	4	5	1
EQ	Large Growth	Fidelity Export & Mulnational	FEXPX	9.0	-53.5	02/09	16.5	11.6	19.0	4	0.44	0.63	0.38	3	2	2	5
EQ	Large Growth	Aberdeen US Eqty A	GXXAX	8.9	-48.7	02/09	17.0	11.5	16.4	5	0.43	0.63	0.44	3	2	1	3
EQ	Large Growth	VALIC Co I Blue Chip Grth	VCBCX	8.7	-50.2	02/09	16.2	11.3	16.0	5	0.43	0.62	0.44	3	4	5	3
EQ	Large Growth	The Investment House Growth	TIHGX	8.6	-53.4	02/09	16.5	11.5	18.1	5	0.42	0.60	0.38	3	5	5	4
EQ	Large Growth	Pax World Grth Individual Inv	PXWGX	8.5	-50.4	02/09	17.5	12.2	16.1	5	0.39	0.56	0.42	3	3	3	2
EQ	Large Growth	Morgan Stanley Inst Oppor H	MEGHX	8.3	-54.1	02/09	18.6	12.8	16.2	5	0.35	0.51	0.41	3	3	1	1
EQ	Large Growth	Buffalo Large Cap	BUFEX	8.2	-50.9	02/09	17.2	11.9	15.0	5	0.37	0.54	0.43	3	4	2	3
EQ	Large Growth	Transamerica Capital Growth A	IALAX	8.1	-52.6	02/09	17.5	11.6	16.1	5	0.37	0.55	0.40	3	2	2	1
EQ	Large Growth	Frost Growth Eqty Inst	FICEX	8.1	-47.0	02/09	15.0	10.3	14.9	5	0.43	0.62	0.43	3	2	2	2
EQ	Large Growth	Touchstone Growth Oppor A	TGVFX	8.1	-46.6	02/09	17.7	12.0	15.2	5	0.36	0.54	0.42	3	2	1	2
EQ	Large Growth	AllianceBern Core Oppor A	ADGAX	8.0	-47.9	02/09	15.8	11.4	15.7	4	0.40	0.55	0.40	3	3	5	4
EQ	Large Growth	PACE Large Co Growth Eqty P	PCLCX	7.9	-48.9	02/09	15.8	11.0	15.8	5	0.39	0.57	0.39	3	4	3	3
EQ	Large Growth	Janus Aspen Janus Instl	JAGRX	7.9	-48.3	02/09	15.8	11.1	15.4	5	0.39	0.55	0.40	3	3	3	4
EQ	Large Growth	GE Instl US Eqty Inv	GUSIX	7.8	-47.1	02/09	15.1	10.7	13.8	5	0.40	0.57	0.44	3	3	2	5
EQ	Large Growth	SEI Instl Mgd Lg Cap Grth A	SELCX	7.7	-49.5	02/09	15.5	11.1	15.6	5	0.39	0.54	0.38	3	3	4	3
EQ	Large Growth	Manor Growth	MNRGX	7.6	-48.2	02/09	15.5	11.1	15.0	5	0.38	0.53	0.39	3	4	4	3

EQ	Large Growth	HighMark Large Cap Growth Fid	HMGRX	7.6	-45.2	02/09	14.3	9.9	13.5	4	0.41	0.59	0.43	3	4	4	5
EQ	Large Growth	Eaton V Atlanta Cap Foc Gr I	EILGX	7.5	-47.2	02/09	16.5	11.6	13.6	5	0.35	0.50	0.42	3	3	2	2
EQ	Large Growth	Prudential Jennison Cons Gr A	TBDAX	7.4	-44.1	02/09	15.4	10.6	13.5	4	0.37	0.53	0.42	3	3	2	3
EQ	Large Growth	Eaton Vance Large-Cap Grth A	EALCX	7.3	-47.0	02/09	15.0	10.6	14.2	5	0.37	0.53	0.39	3	2	1	1
EQ	Large Growth	BkRk Capital Apprec Inv A	MDFGX	7.3	-44.7	02/09	15.9	11.1	13.5	5	0.35	0.50	0.41	3	2	1	1
EQ	Large Growth	LKCM Aquinas Growth	AQEGX	7.2	-42.8	02/09	15.4	10.7	12.6	5	0.36	0.51	0.44	3	3	3	2
EQ	Large Growth	Highland Premier Grth Eqty A	HPEAX	7.0	-46.5	02/09	16.2	11.4	12.8	5	0.33	0.47	0.41	3	3	2	3
EQ	Large Growth	JHancock US Glob Leaders Gr A	USGLX	6.5	-42.0	02/09	14.5	9.9	11.7	4	0.33	0.49	0.41	3	5	4	3
EQ	Large Growth	ProFunds UltraNASDAQ-100 Inv	UOPIX	13.5	-80.7	02/09	37.7	25.4	32.2	5	0.31	0.46	0.37	2	3	4	1
EQ	Large Growth	Rydex Dyn NASDAQ-100 2X St H	RYVYX	13.5	-80.7	02/09	37.8	25.5	32.2	5	0.31	0.46	0.36	2	3	4	1
EQ	Large Growth	FundX Aggressive Upgrader	HOTFX	9.8	-54.9	02/09	17.6	12.3	23.7	5	0.46	0.66	0.34	2	1	1	4
EQ	Large Growth	Marsico 21st Cent	MXIX	9.6	-58.5	02/09	19.2	13.3	23.0	5	0.41	0.59	0.34	2	1	1	2
EQ	Large Growth	Colum Marsico 21st Cent A	NMTAX	9.0	-57.7	02/09	19.0	13.2	22.6	5	0.38	0.55	0.32	2	1	1	1
EQ	Large Growth	FundX Upgrader	FUNDX	9.0	-54.1	02/09	16.4	11.6	22.5	5	0.44	0.62	0.32	2	1	1	4
EQ	Large Growth	Saratoga Lg Capization Grth I	SLCGX	8.7	-54.9	02/09	18.5	13.3	19.8	5	0.38	0.52	0.35	2	3	5	5
EQ	Large Growth	Alger Green A	SPEGX	8.4	-53.6	02/09	17.0	12.1	19.0	5	0.39	0.55	0.35	2	1	1	2
EQ	Large Growth	ING Marsico Growth Port S	IMG SX	8.2	-51.3	02/09	16.0	10.8	17.5	5	0.41	0.60	0.37	2	3	3	2
EQ	Large Growth	ING Growth Oppor A	NLCAX	8.2	-51.4	02/09	16.5	11.7	17.2	5	0.39	0.55	0.37	2	3	5	2
EQ	Large Growth	Marsico Focus	MFOCX	8.2	-51.7	02/09	16.7	11.4	17.8	5	0.39	0.57	0.36	2	3	3	2
EQ	Large Growth	Touchstone Large Cap Growth A	TEQAX	8.1	-51.1	02/09	15.9	11.3	17.9	5	0.40	0.57	0.36	2	1	5	1
EQ	Large Growth	Bishop Street Strat Grth Insl	BSRIX	8.1	-48.7	02/09	16.9	11.8	16.9	5	0.38	0.54	0.38	2	2	2	2
EQ	Large Growth	Fidelity Growth Discy	FDSVX	8.0	-55.9	02/09	16.5	11.7	20.1	5	0.38	0.54	0.31	2	2	4	2
EQ	Large Growth	GuideStone Fds Grth Eqty GS2	GGEYX	8.0	-51.3	02/09	16.4	11.5	16.6	5	0.38	0.54	0.38	2	3	5	3
EQ	Large Growth	Russell Tax-Mgd US Lg Cap S	RETSX	8.0	-53.6	02/09	15.9	11.2	17.5	5	0.39	0.56	0.36	2	3	4	4
EQ	Large Growth	Marsico Growth	MGRIX	7.9	-54.5	02/09	16.7	11.5	19.2	5	0.37	0.54	0.32	2	2	3	2
EQ	Large Growth	Wells Far Adv Endeavor Sel A	STAEX	7.9	-51.4	02/09	17.7	12.6	18.1	5	0.35	0.49	0.34	2	1	2	1
EQ	Large Growth	Hartford Growth HLS IA	HGIAX	7.8	-50.2	02/09	18.2	12.8	16.8	5	0.34	0.48	0.36	2	3	2	2
EQ	Large Growth	JHancock3 Rainier Growth A	RGROX	7.7	-51.6	02/09	16.7	11.8	18.6	5	0.36	0.51	0.32	2	1	2	1
EQ	Large Growth	Ivy Large Cap Growth A	WLGAX	7.7	-46.9	02/09	15.9	11.0	16.3	5	0.38	0.54	0.37	2	1	2	1
EQ	Large Growth	Rainier Lg Cap Eqty Original	RIMEX	7.6	-50.2	02/09	15.5	11.1	18.6	5	0.38	0.53	0.32	2	1	2	3
EQ	Large Growth	Fidelity Large Cap Growth	FSLGX	7.6	-49.5	02/09	16.3	11.6	17.1	5	0.36	0.51	0.35	2	3	4	4
EQ	Large Growth	Colum Marsico Foc Eq A	NFEAX	7.6	-50.8	02/09	16.5	11.1	17.2	5	0.35	0.53	0.34	2	2	2	1
EQ	Large Growth	BlackRock Lg Cap Grth Inv A	MDLHX	7.6	-48.1	02/09	16.7	11.8	16.0	5	0.35	0.49	0.37	2	3	1	1
EQ	Large Growth	Fidelity Advisor Strat Grth A	FTQAX	7.5	-53.0	02/09	16.9	12.0	17.0	5	0.34	0.48	0.34	2	3	3	2
EQ	Large Growth	Meeder Aggressive Growth	FLAGX	7.5	-50.5	02/09	16.3	11.7	16.3	5	0.35	0.49	0.35	2	2	1	4
EQ	Large Growth	Lit Greg Masters Eqty Insl	MSEFX	7.5	-57.0	02/09	18.3	13.0	18.7	5	0.32	0.45	0.31	2	2	2	3
EQ	Large Growth	Franklin Large Cap Eqty Adv	FLCIX	7.4	-49.2	02/09	15.3	10.8	16.0	5	0.37	0.52	0.35	2	2	2	2
EQ	Large Growth	Wells Fargo Adv Cap Grth Inv	SLGIX	7.4	-52.6	02/09	17.2	12.4	18.9	5	0.33	0.46	0.30	2	1	2	2
EQ	Large Growth	Delaware US Growth A	DUGAX	7.3	-50.8	02/09	15.9	11.2	16.3	5	0.35	0.50	0.34	2	3	5	2
EQ	Large Growth	INTECH U.S. Growth C	JCGCX	7.2	-51.6	02/09	14.9	11.0	17.6	4	0.37	0.50	0.31	2	3	4	5
EQ	Large Growth	ClearBridge Large Cap Grth A	SBLGX	7.2	-46.0	02/09	16.5	11.1	15.0	4	0.33	0.49	0.36	2	4	2	4
EQ	Large Growth	Calamos Value A	CVAAX	7.1	-51.8	02/09	16.0	11.1	16.1	5	0.34	0.49	0.34	2	1	1	3
EQ	Large Growth	ING BkRk Lg Cap Grth Port S	IMLSX	7.1	-49.9	02/09	16.6	11.9	17.0	5	0.32	0.45	0.31	2	3	2	2
EQ	Large Growth	Iman K	IMANX	7.0	-49.5	02/09	16.4	12.1	16.3	5	0.32	0.44	0.33	2	1	2	2
EQ	Large Growth	Green Cent Eqty	GCEQX	7.0	-49.7	02/09	14.7	10.3	15.3	4	0.36	0.51	0.35	2	3	3	5
EQ	Large Growth	Commerce Growth	CFGRX	7.0	-46.2	02/09	14.7	10.4	14.5	5	0.36	0.51	0.37	2	4	3	3
EQ	Large Growth	Russell US Dynamic Eqty C	RSGCX	6.9	-52.4	02/09	16.8	11.9	17.7	5	0.31	0.44	0.30	2	3	4	4
EQ	Large Growth	William Blair Lg Cap Grth I	LCGFX	6.9	-47.5	02/09	15.1	10.6	14.9	5	0.34	0.49	0.35	2	3	3	3
EQ	Large Growth	FMC Select	FMSLX	6.8	-47.2	02/09	13.3	9.8	14.8	4	0.38	0.52	0.34	2	2	4	5
EQ	Large Growth	AllianzGI Large-Cap Grth Inst	DRLCX	6.8	-46.6	02/09	15.2	10.8	14.7	5	0.33	0.47	0.35	2	3	1	2
EQ	Large Growth	Transamerica Part Insl Lg Gr	DIEGX	6.8	-50.0	02/09	16.0	11.3	16.0	5	0.32	0.45	0.32	2	3	3	2

EQ	Large Growth	Chase Growth N	CHASX	6.8	-42.4	02/09	13.2	9.4	15.7	4	0.38	0.54	0.32	2	1	3	3
EQ	Large Growth	MassMut Sel Blue Chip Grth A	MBCGX	6.7	-50.2	02/09	16.0	11.4	16.0	5	0.31	0.44	0.31	2	3	4	1
EQ	Large Growth	Madison Large Cap Growth A	MCAAX	6.5	-45.7	02/09	14.7	10.3	13.9	5	0.33	0.47	0.35	2	2	1	1
EQ	Large Growth	Neub Berm LgCp Discp Gr Inv	NBCIX	6.5	-43.8	02/09	14.4	10.3	13.8	5	0.33	0.46	0.34	2	2	1	2
EQ	Large Growth	RidgeWor Sel Lg Cp Grth Stk I	STTAX	6.4	-43.4	02/09	15.2	10.6	13.4	5	0.31	0.44	0.35	2	3	2	1
EQ	Large Growth	Putnam Growth Oppor A	POGAX	6.4	-44.3	02/09	16.0	11.2	13.0	5	0.29	0.42	0.36	2	5	2	1
EQ	Large Growth	Goldman Sachs Strat Growth A	GGRAX	6.3	-48.4	02/09	15.9	11.5	14.9	5	0.29	0.40	0.30	2	2	2	2
EQ	Large Growth	Turner Large Growth Inst	TTMEX	7.4	-55.4	02/09	17.1	12.3	21.3	5	0.33	0.46	0.27	1	1	1	1
EQ	Large Growth	Hancock Horizon Growth A	HHRAX	7.3	-51.8	02/09	16.4	11.8	19.5	4	0.34	0.47	0.28	1	1	2	2
EQ	Large Growth	Principal Large Cap Growth R2	PCPPX	7.2	-51.6	02/09	15.8	11.3	19.1	5	0.35	0.49	0.29	1	1	3	3
EQ	Large Growth	Touchstone Capital Growth Y	TCGYX	7.1	-54.7	02/09	17.8	12.8	20.4	5	0.30	0.42	0.26	1	2	3	2
EQ	Large Growth	Fidelity Fifty	FFTYX	7.1	-58.7	02/09	17.8	13.2	22.6	5	0.30	0.41	0.24	1	2	4	4
EQ	Large Growth	Colum Marsico Growth A	NMGIX	7.1	-53.5	02/09	16.5	11.3	18.8	5	0.33	0.48	0.29	1	2	2	1
EQ	Large Growth	Quaker Strategic Growth A	QUAGX	7.1	-53.9	02/09	17.1	12.3	26.7	5	0.31	0.43	0.20	1	1	1	2
EQ	Large Growth	Alger Capital Apprec Focus I	ALGRX	6.9	-53.5	02/09	16.9	12.5	19.2	5	0.31	0.41	0.27	1	1	2	2
EQ	Large Growth	Vanguard FTSE Social Idx Inv	VFTSX	6.9	-57.6	02/09	16.9	12.1	19.8	5	0.31	0.43	0.26	1	3	4	5
EQ	Large Growth	Wells Fargo Advantage WB Eqty	WBGIX	6.9	-55.7	02/09	17.0	12.2	20.1	5	0.30	0.42	0.26	1	1	1	3
EQ	Large Growth	VALIC Co II Capital Apprec	VCCAX	6.7	-51.3	02/09	15.9	11.7	18.1	5	0.31	0.43	0.28	1	2	3	4
EQ	Large Growth	Hartford Growth A	HGWAX	6.7	-50.0	02/09	18.1	12.8	17.0	5	0.28	0.39	0.29	1	2	1	1
EQ	Large Growth	Pioneer Independence A	PINDX	6.7	-58.5	02/09	18.5	13.1	20.7	5	0.27	0.38	0.24	1	1	2	1
EQ	Large Growth	Nuveen Large Cap Select A	FLRAX	6.6	-52.3	02/09	16.4	11.6	17.8	5	0.30	0.42	0.28	1	2	1	3
EQ	Large Growth	Calvert Social Index A	CSXAX	6.5	-53.6	02/09	15.9	11.3	17.2	4	0.30	0.43	0.28	1	2	3	3
EQ	Large Growth	Transamerica Partners Lg Grth	DVEGX	6.4	-50.3	02/09	16.0	11.4	16.3	5	0.29	0.41	0.29	1	3	3	2
EQ	Large Growth	Gold Sachs Con Grth A	GCGAX	6.3	-50.9	02/09	16.9	12.2	16.3	5	0.27	0.38	0.28	1	2	2	2
EQ	Large Growth	GuideMark Lg Cap Grth Service	GMLGX	6.3	-50.6	02/09	16.9	11.9	16.4	5	0.27	0.38	0.28	1	2	2	2
EQ	Large Growth	Gold Sachs Struct Lg Cap Gr A	GLCGX	6.2	-51.7	02/09	15.5	11.2	18.0	4	0.29	0.40	0.25	1	2	3	2
EQ	Large Growth	Thrivent Large Cap Growth A	AAAGX	6.2	-50.5	02/09	16.4	11.7	17.5	5	0.27	0.38	0.26	1	1	1	2
EQ	Large Growth	First Invs Select Growth A	FIGGX	6.2	-50.6	02/09	15.9	11.6	21.6	5	0.28	0.38	0.21	1	1	4	1
EQ	Large Growth	Northern Large Cap Growth	NOEQX	6.2	-49.6	02/09	15.5	11.1	16.8	5	0.29	0.40	0.26	1	2	3	2
EQ	Large Growth	Vantagepoint Growth Investor	VPGRX	5.9	-53.1	02/09	15.7	11.4	19.9	5	0.27	0.37	0.21	1	1	2	3
EQ	Large Growth	Dreyfus Large Cap Growth I	DAPIX	5.9	-50.5	02/09	15.7	11.5	16.1	5	0.27	0.37	0.26	1	2	2	3
EQ	Large Growth	Baird LargeCap Inst	BHGIX	5.9	-48.9	02/09	16.2	11.3	14.7	5	0.26	0.37	0.29	1	2	3	2
EQ	Large Growth	Sentinel Capital Growth A	BRGRX	5.9	-47.3	02/09	15.0	10.9	14.9	5	0.28	0.38	0.28	1	1	2	1
EQ	Large Growth	Monteagle Quality Growth I	MFGIX	5.8	-45.7	02/09	14.4	10.4	14.0	5	0.28	0.39	0.29	1	2	3	2
EQ	Large Growth	ProFunds Large Cap Growth Inv	LGPIX	5.8	-46.9	02/09	14.0	10.1	14.9	4	0.29	0.40	0.27	1	3	4	4
EQ	Large Growth	PNC Large Cap Core Eqty A	PLEAX	5.7	-51.2	02/09	14.4	10.2	18.7	5	0.28	0.39	0.21	1	1	3	2
EQ	Large Growth	Sparrow Growth A	SGFFX	5.7	-59.6	02/09	17.5	12.8	24.7	5	0.23	0.31	0.16	1	1	2	1
EQ	Large Growth	Sentinel Growth Leaders A	BRFOX	5.6	-42.8	02/09	15.5	11.0	14.4	5	0.25	0.36	0.27	1	1	1	1
EQ	Large Growth	Chesapeake Core Growth	CHCGX	5.4	-57.5	02/09	18.2	13.4	23.7	5	0.20	0.27	0.15	1	1	1	2
EQ	Large Growth	Pioneer Oak Ridge Lg Cp Grth	ORILX	5.0	-47.3	02/09	14.4	10.3	15.9	5	0.23	0.32	0.21	1	2	1	1
EQ	Large Growth	Barrett Growth	BGRWX	4.9	-47.7	02/09	14.5	10.5	19.2	5	0.22	0.30	0.17	1	1	1	2
EQ	Large Growth	Virtus Strategic Growth A	PSTAX	4.7	-53.0	02/09	17.6	12.6	19.3	5	0.17	0.23	0.15	1	1	1	1
EQ	Large Growth	Guggen Large Cap Concnr Gr A	SEFAX	4.5	-49.7	02/09	15.8	11.3	16.9	5	0.17	0.24	0.16	1	1	1	1
EQ	Large Growth	LM Cap Mgmt Glob Grth C	LMGTX	4.4	-69.0	02/09	20.9	15.7	33.1	5	0.13	0.17	0.08	1	1	3	3
EQ	Large Growth	SunAmerica Foc Large Cap Gr A	SSFAX	4.4	-50.2	02/09	16.8	12.1	18.8	5	0.16	0.22	0.14	1	1	1	1
EQ	Large Growth	Upright Growth	UPUPX	4.3	-71.7	02/09	23.4	16.4	29.2	5	0.11	0.15	0.09	1	1	1	1
EQ	Large Growth	Wilmington Large Cap Growth A	VLCPX	3.9	-50.2	02/09	16.9	12.0	16.5	5	0.13	0.18	0.13	1	1	1	1
EQ	Large Value	Rob Bos Part All Cap Val Insl	BPAIX	12.1	-43.5	02/09	15.0	9.9	11.8	5	0.69	1.06	0.88	5	5	2	2
EQ	Large Value	AllianceBern Eqty Income A	AUIAX	11.7	-41.2	02/09	13.3	9.4	14.6	4	0.75	1.06	0.68	5	2	4	1
EQ	Large Value	Fairholme	FAIRX	11.6	-47.8	02/09	19.9	13.6	13.3	5	0.50	0.73	0.74	5	3	1	1
EQ	Large Value	MainStay ICAP Select Eqty I	ICSLX	10.7	-51.2	02/09	15.3	10.5	16.0	5	0.59	0.86	0.56	5	4	3	2

EQ	Large Value	Colum Select Large-Cap Val A	SLVAX	10.6	-53.5	02/09	18.3	12.4	15.1	5	0.49	0.72	0.59	5	3	2	1
EQ	Large Value	Monteagle Value I	MVRGX	10.5	-51.1	02/09	18.1	12.5	16.4	5	0.48	0.70	0.53	5	2	2	2
EQ	Large Value	JHancock3 Disciplined Value I	JVLIX	10.5	-48.1	02/09	15.3	10.4	14.0	5	0.57	0.84	0.62	5	5	3	3
EQ	Large Value	Diamond Hill Large Cap A	DHLAX	10.4	-48.7	02/09	15.1	10.2	14.0	5	0.58	0.86	0.62	5	3	2	1
EQ	Large Value	Wasatch Large Cap Value Inv	FMIEIX	10.4	-43.4	02/09	14.7	10.1	13.1	5	0.59	0.86	0.67	5	2	1	2
EQ	Large Value	SunAmerica Foc Div Strategy A	FDSAX	10.4	-52.6	02/09	16.4	10.6	13.3	4	0.53	0.82	0.66	5	5	5	3
EQ	Large Value	MFS Instl Large-Cap Value	ILVAX	10.0	-47.5	02/09	14.5	10.2	14.5	4	0.57	0.81	0.57	5	4	3	3
EQ	Large Value	Hartford Value HLS IA	HIAVX	9.9	-48.4	02/09	15.1	10.3	14.5	5	0.54	0.79	0.57	5	4	2	3
EQ	Large Value	Frost Div Value Eqty Inst	FIDVX	9.9	-44.7	02/09	14.3	9.7	12.4	5	0.57	0.84	0.66	5	2	1	1
EQ	Large Value	Hartford Div & Growth HLS IA	HIADX	9.8	-46.7	02/09	14.4	9.9	13.5	4	0.56	0.81	0.59	5	4	3	3
EQ	Large Value	CNI Charter Div & Income N	RIMHX	9.7	-40.8	02/09	11.7	8.3	11.4	4	0.68	0.97	0.70	5	5	5	5
EQ	Large Value	Shelton Core Val Direct Shrs	EQTIX	9.6	-49.6	02/09	14.8	10.3	14.0	4	0.53	0.77	0.56	5	5	4	3
EQ	Large Value	Colum Dividend Income T	GEQAX	9.3	-43.4	02/09	12.8	8.7	12.8	4	0.59	0.87	0.59	5	4	4	2
EQ	Large Value	Invesco Diversified Div A	LCEAX	9.2	-45.4	02/09	13.9	9.7	12.2	4	0.54	0.77	0.61	5	5	3	5
EQ	Large Value	Auxier Focus Inv	AUXFX	9.1	-35.6	02/09	11.1	7.3	9.3	4	0.67	1.01	0.80	5	5	4	4
EQ	Large Value	American Cent Eqty Income Inv	TWEIX	8.8	-34.3	02/09	10.6	7.3	10.1	4	0.67	0.97	0.70	5	5	5	5
EQ	Large Value	Hartford Dividend & Growth A	IHGIX	8.6	-46.1	02/09	14.1	9.7	13.4	4	0.49	0.71	0.52	5	3	2	1
EQ	Large Value	Stralem Eqty Instl	STEFX	8.6	-41.5	02/09	12.7	9.1	11.5	4	0.54	0.75	0.60	5	4	4	2
EQ	Large Value	DFA Tax-Mgd US Mktwide Val II	DFMVX	11.1	-61.0	02/09	19.4	13.5	20.4	5	0.48	0.69	0.46	4	4	3	5
EQ	Large Value	DFA Tax-Mgd US Marketwide Val	DTMMX	10.9	-61.1	02/09	19.4	13.5	20.5	5	0.47	0.68	0.45	4	4	3	5
EQ	Large Value	DFA US Large Cap Value III	DFUVX	10.6	-60.5	02/09	19.1	13.4	20.5	5	0.46	0.66	0.43	4	3	2	5
EQ	Large Value	DFA US Large Cap Value II	DFCVX	10.5	-60.6	02/09	19.1	13.4	20.5	5	0.46	0.66	0.43	4	3	2	5
EQ	Large Value	T. Rowe Price Value	TRVLX	10.1	-55.2	02/09	17.0	11.9	17.0	5	0.50	0.71	0.50	4	4	3	4
EQ	Large Value	JPMorgan Intrepid Val Select	JPIVX	10.0	-54.2	02/09	15.9	11.1	18.6	4	0.52	0.74	0.44	4	3	3	4
EQ	Large Value	T. Rowe Price Insl Lg Cap Val	TILCX	9.6	-52.6	02/09	15.9	11.1	16.4	5	0.49	0.71	0.48	4	4	2	4
EQ	Large Value	Vantagepoint Eqty Income Inv	VPEIX	9.5	-54.0	02/09	16.4	11.5	16.5	4	0.48	0.68	0.47	4	3	2	3
EQ	Large Value	USAA Value	UVALX	9.5	-52.6	02/09	16.1	11.2	16.5	5	0.48	0.69	0.47	4	5	2	2
EQ	Large Value	MainStay ICAP Eqty I	ICAEX	9.3	-51.4	02/09	15.2	10.7	16.1	5	0.50	0.71	0.47	4	3	3	2
EQ	Large Value	ING Inv VanK Gr and Inc Pt S	IVGSX	9.2	-49.1	02/09	15.0	10.3	15.4	5	0.50	0.72	0.48	4	4	2	4
EQ	Large Value	American Cent Value Inv	TWVLX	8.9	-48.4	02/09	13.9	9.5	15.8	4	0.52	0.76	0.46	4	5	3	4
EQ	Large Value	Gr-West T. R Pr Eqty Inc Init	MXEQX	8.9	-53.7	02/09	15.7	11.0	16.6	4	0.46	0.65	0.43	4	3	3	4
EQ	Large Value	TETON Westwood Income AAA	WESRX	8.9	-46.9	02/09	13.6	10.1	14.5	4	0.52	0.71	0.49	4	3	4	4
EQ	Large Value	MFS Value A	MEIAX	8.8	-47.9	02/09	14.5	10.2	15.0	4	0.49	0.70	0.47	4	3	2	1
EQ	Large Value	SPDR Dow Jones Ind Average	DIA	8.8	-47.2	02/09	13.7	9.4	14.0	4	0.51	0.75	0.50	4	4	5	3
EQ	Large Value	Pioneer Fund Value A	CVFCX	8.6	-46.7	02/09	14.1	9.7	15.4	5	0.49	0.71	0.44	4	1	1	1
EQ	Large Value	Hartford Value A	HVFAX	8.6	-48.4	02/09	14.9	10.3	14.8	5	0.46	0.66	0.46	4	2	2	1
EQ	Large Value	MassMutual Select Fund Val A	MFUAX	8.5	-48.5	02/09	15.1	10.4	15.0	5	0.45	0.65	0.45	4	2	2	1
EQ	Large Value	LWAS/DFA US High Book To Mkt	DFBMX	10.4	-60.7	02/09	19.1	13.4	20.7	5	0.45	0.64	0.42	3	3	2	5
EQ	Large Value	TIAA-CREF Large-Cap Val Instl	TRLIX	9.9	-57.0	02/09	17.0	11.7	19.4	5	0.48	0.70	0.42	3	4	2	4
EQ	Large Value	LSV Value Eqty	LSVEX	9.9	-59.2	02/09	17.5	12.5	22.4	5	0.47	0.65	0.36	3	3	2	4
EQ	Large Value	TCW Relative Val Large Cap N	TGVDX	9.8	-56.6	02/09	17.6	12.2	20.3	5	0.46	0.66	0.40	3	3	2	3
EQ	Large Value	AllianzGI NFJ Div Value Instl	NFJEX	9.5	-53.9	02/09	15.6	11.3	19.2	5	0.50	0.69	0.40	3	1	4	3
EQ	Large Value	iShs Russell 3000 Value Index	IWW	9.1	-55.6	02/09	16.0	11.4	19.3	4	0.46	0.65	0.38	3	3	3	5
EQ	Large Value	TIAA-CREF Lg-Cap Val Idx Inst	TILVX	9.1	-55.5	02/09	15.7	11.2	19.4	4	0.47	0.66	0.38	3	3	3	5
EQ	Large Value	GuideStone Funds Val Eqty GS2	GVEYX	9.1	-55.3	02/09	15.9	11.2	20.0	4	0.46	0.65	0.37	3	3	3	3
EQ	Large Value	iShs Russell 1000 Value Index	IWD	9.0	-55.5	02/09	15.7	11.2	19.4	4	0.46	0.65	0.38	3	3	3	5
EQ	Large Value	Hancock Horizon Value A	HHGAX	8.9	-47.4	02/09	14.9	10.7	17.2	5	0.48	0.67	0.42	3	1	2	1
EQ	Large Value	JHVIT All Cap Core Tr Ser I	JEACX	8.8	-52.7	02/09	16.1	11.6	17.8	4	0.44	0.62	0.40	3	3	3	3
EQ	Large Value	Hennessy Cornerstone Val Inv	HFCVX	8.7	-61.6	02/09	17.9	12.0	19.1	4	0.39	0.58	0.37	3	4	5	4
EQ	Large Value	VALIC Company I Value	VAVAX	8.7	-53.8	02/09	16.1	11.4	18.9	5	0.43	0.61	0.37	3	3	2	3
EQ	Large Value	PACE Large Co Value Eqty P	PCLVX	8.6	-54.8	02/09	16.2	11.4	18.3	5	0.43	0.60	0.38	3	3	2	2

EQ	Large Value	GMO US Intrinsic Value III	GMVUX	8.6	-51.9	02/09	14.4	10.0	18.7	4	0.48	0.69	0.37	3	5	5	5
EQ	Large Value	Vanguard US Value Inv	VUVLX	8.6	-53.3	02/09	15.6	11.2	19.1	4	0.44	0.62	0.36	3	3	4	5
EQ	Large Value	Delaware Value A	DDVAX	8.6	-49.9	02/09	13.8	9.8	18.3	4	0.50	0.70	0.38	3	4	5	4
EQ	Large Value	ING Inves VanK Comstock Pt I	IVKIX	8.6	-55.0	02/09	16.0	11.3	17.8	4	0.43	0.61	0.39	3	4	3	4
EQ	Large Value	BNY Mellon Income Stock M	MPISX	8.4	-52.7	02/09	15.0	10.7	16.7	4	0.44	0.62	0.40	3	3	3	4
EQ	Large Value	Edgar Lomax Value	LOMAX	8.3	-53.9	02/09	14.7	10.5	17.5	4	0.45	0.63	0.38	3	3	5	3
EQ	Large Value	Queens Road Value	QRVLX	8.1	-46.9	02/09	13.2	9.6	15.3	4	0.48	0.66	0.41	3	3	4	4
EQ	Large Value	Wells Fargo Adv Lg Co Val Inv	SDVIX	8.0	-49.9	02/09	15.3	10.9	15.7	4	0.41	0.58	0.40	3	2	2	2
EQ	Large Value	Nuveen Multi-Mgr Lg-Cap Val A	NNGAX	8.0	-50.9	02/09	15.2	10.8	16.5	4	0.41	0.58	0.38	3	2	2	1
EQ	Large Value	Ivy Value A	IYVAX	7.7	-50.5	02/09	15.2	10.6	16.4	5	0.40	0.57	0.37	3	3	1	2
EQ	Large Value	Berwyn Cornerstone	BERCX	7.4	-47.4	02/09	15.2	11.0	13.3	5	0.37	0.52	0.43	3	4	2	1
EQ	Large Value	SA US Value	SABTX	9.2	-62.1	02/09	19.4	13.7	22.4	5	0.39	0.55	0.34	2	2	2	5
EQ	Large Value	Hartford Value Oppor B	HVOBX	9.1	-61.2	02/09	18.5	12.7	22.4	5	0.40	0.58	0.33	2	5	2	2
EQ	Large Value	Hillman Foc Advantage	HCMAX	9.0	-58.9	02/09	18.1	12.0	21.6	5	0.40	0.60	0.34	2	1	1	1
EQ	Large Value	MassMutual Premier Dis Val Y	DENVX	8.7	-55.4	02/09	15.7	11.3	20.0	4	0.45	0.62	0.35	2	3	3	5
EQ	Large Value	iShs S&P 500 Value Index	IVE	8.7	-56.8	02/09	16.3	11.6	20.0	4	0.43	0.61	0.35	2	2	3	4
EQ	Large Value	Mgrs AMG Systematic Val Instl	MSYSX	8.6	-54.9	02/09	17.0	11.9	20.0	5	0.41	0.58	0.35	2	2	2	2
EQ	Large Value	AllianzGI NFJ Lg-Cap Val Insl	ANVIX	8.4	-57.6	02/09	16.2	11.8	22.0	5	0.41	0.57	0.30	2	1	4	4
EQ	Large Value	Commerce Value	CFVLX	8.4	-54.3	02/09	14.6	10.5	18.6	4	0.46	0.63	0.36	2	4	5	5
EQ	Large Value	SPDR S&P 500 Value ETF	SPYV	8.2	-53.8	02/09	15.0	10.7	19.0	4	0.43	0.61	0.34	2	2	3	4
EQ	Large Value	VALIC Company I Div Value	VCI GX	8.1	-53.5	02/09	14.6	10.4	18.4	4	0.44	0.62	0.35	2	4	5	4
EQ	Large Value	PNC Large Cap Value I	PLIVX	8.1	-52.2	02/09	15.4	10.9	19.7	4	0.42	0.59	0.32	2	2	2	3
EQ	Large Value	BlackRock Large Cap Val Inv A	MDLVX	8.0	-51.2	02/09	16.5	11.9	20.5	5	0.38	0.53	0.31	2	1	1	1
EQ	Large Value	Oppenheimer Select Value A	OSVAX	7.9	-58.2	02/09	17.7	12.8	22.1	5	0.35	0.48	0.28	2	1	1	1
EQ	Large Value	Calvert Large Cap Value A	CLVAX	7.8	-55.5	02/09	15.8	11.2	20.0	4	0.38	0.54	0.30	2	1	2	2
EQ	Large Value	American Cent Lg Co Val Inv	ALVIX	7.8	-55.2	02/09	15.3	10.8	20.3	5	0.40	0.56	0.30	2	2	3	4
EQ	Large Value	Thrivent Large Cap Value A	AAUTX	7.6	-51.1	02/09	15.5	10.9	17.1	5	0.38	0.54	0.35	2	1	2	1
EQ	Large Value	Eaton Vance Tx-Mgd Value A	EATVX	7.6	-48.7	02/09	14.6	10.5	17.4	4	0.40	0.56	0.34	2	1	1	2
EQ	Large Value	Waddell & Reed Value A	WVAAX	7.6	-50.7	02/09	15.1	10.6	16.5	5	0.39	0.55	0.36	2	3	1	2
EQ	Large Value	BlackRock Lg Cap Core Inv A	MDLRX	7.6	-50.4	02/09	16.3	11.7	18.8	5	0.36	0.50	0.31	2	2	1	1
EQ	Large Value	JPMorgan Value Oppor A	JVOAX	7.6	-56.7	02/09	16.6	11.7	20.9	5	0.35	0.50	0.28	2	2	1	1
EQ	Large Value	American Cent Capital Val Inv	ACTIX	7.6	-55.0	02/09	15.2	10.8	20.5	5	0.38	0.54	0.28	2	2	3	4
EQ	Large Value	MassMutual Premier Value L	DLBVX	7.5	-53.4	02/09	15.9	11.3	18.9	5	0.36	0.51	0.31	2	2	2	3
EQ	Large Value	Prudential Strategic Value A	SUVAX	7.5	-55.7	02/09	16.2	11.4	20.0	4	0.36	0.50	0.29	2	2	2	2
EQ	Large Value	BMO Large-Cap Value Y	MREIX	7.4	-46.2	02/09	14.3	10.2	17.2	5	0.40	0.56	0.33	2	2	2	3
EQ	Large Value	Principal Large Cap Value R2	PLVNX	7.4	-53.3	02/09	15.3	11.1	19.8	5	0.37	0.51	0.29	2	2	3	4
EQ	Large Value	Goldman Sachs Large Cap Val A	GSLAX	7.3	-50.4	02/09	15.2	10.8	18.2	5	0.37	0.52	0.31	2	1	1	2
EQ	Large Value	Touchstone Value Y	TVLYX	7.3	-53.1	02/09	15.4	10.7	17.8	4	0.36	0.52	0.31	2	4	3	4
EQ	Large Value	Frost Kemp Mul-Cp Dp Val Eq I	FIKDX	7.1	-53.1	02/09	15.1	10.8	18.2	4	0.36	0.50	0.30	2	2	2	2
EQ	Large Value	Hennessy Tot Return Investor	HDOGX	6.8	-49.5	02/09	12.3	8.7	16.1	4	0.42	0.59	0.32	2	4	5	4
EQ	Large Value	Huntington Dividend Capture A	HDCAX	6.5	-52.6	02/09	14.7	10.9	14.7	4	0.33	0.44	0.33	2	3	4	2
EQ	Large Value	ProFunds Ultra Dow 30 Inv	UDPIX	9.2	-78.1	02/09	27.9	19.6	33.5	5	0.27	0.38	0.22	1	1	3	2
EQ	Large Value	Nuveen NWQ Multi-Cap Value I	NQVRX	8.4	-63.8	02/09	19.7	13.9	26.3	5	0.34	0.48	0.25	1	1	2	1
EQ	Large Value	Fid Stock Selec Lg Cp Val	FSLVX	7.7	-56.5	02/09	16.1	11.8	22.5	5	0.37	0.51	0.27	1	1	2	4
EQ	Large Value	Monteagle Select Value I	MVEIX	7.5	-55.0	02/09	16.6	11.8	20.9	5	0.35	0.49	0.28	1	2	2	4
EQ	Large Value	Invesco Value Opp A	VVOAX	7.4	-58.6	02/09	16.5	11.7	22.6	5	0.35	0.49	0.25	1	2	2	1
EQ	Large Value	AllianzGI NFJ All-Cap Value A	PNFAX	7.4	-61.5	02/09	17.8	13.0	22.8	5	0.32	0.43	0.25	1	1	3	1
EQ	Large Value	Payden Value Leaders	PYVLX	7.3	-56.2	02/09	15.0	10.9	20.8	5	0.37	0.51	0.27	1	2	5	5
EQ	Large Value	VALIC Company II Lg Cap Val	VACVX	7.3	-52.5	02/09	15.3	11.0	21.2	5	0.37	0.51	0.26	1	2	2	3
EQ	Large Value	Fed MDT All Cap Core Instl	QIACX	7.2	-55.0	02/09	16.8	12.6	21.7	5	0.32	0.43	0.25	1	1	2	3
EQ	Large Value	Northern Large Cap Value	NOLVX	7.1	-54.2	02/09	16.8	12.0	19.4	5	0.32	0.45	0.28	1	2	1	2

EQ	Large Value	Gold Sachs Str Lg Cap Val A	GCVAX	7.0	-58.1	02/09	15.7	11.4	23.4	5	0.34	0.47	0.23	1	1	2	2
EQ	Large Value	Madison Large Cap Value A	MGWAX	6.7	-53.9	02/09	14.5	10.5	20.1	5	0.34	0.47	0.25	1	1	2	2
EQ	Large Value	Transam Part Instl Lg Val	DIVIX	6.6	-59.2	02/09	15.7	11.8	25.4	5	0.31	0.42	0.19	1	1	4	3
EQ	Large Value	ProFunds Large Cap Value Inv	LVPIX	6.5	-58.4	02/09	16.2	11.8	22.9	5	0.30	0.41	0.21	1	1	2	3
EQ	Large Value	Wilmington Large Cap Value A	VEINX	6.5	-54.1	02/09	16.8	11.8	19.6	5	0.28	0.41	0.24	1	1	1	1
EQ	Large Value	VALIC Company I Core Eqty	VCCEX	6.5	-50.0	02/09	15.4	11.2	17.2	5	0.31	0.42	0.28	1	3	2	1
EQ	Large Value	Principal Lg Cap Val III Inst	PLVIX	6.5	-58.8	02/09	16.0	11.6	24.5	5	0.30	0.41	0.19	1	1	2	3
EQ	Large Value	GuideMark Lg Cap Val Service	GMLVX	6.4	-62.1	02/09	16.9	12.4	25.7	5	0.28	0.38	0.18	1	1	2	3
EQ	Large Value	Matrix Advisors Value	MAVFX	6.4	-55.8	02/09	19.0	13.1	19.6	5	0.25	0.36	0.24	1	1	1	1
EQ	Large Value	Transamerica Partners Lg Val	DVEIX	6.3	-59.3	02/09	15.7	11.8	25.8	5	0.29	0.39	0.18	1	1	3	3
EQ	Large Value	Praxis Value Index A	MVIAX	6.2	-60.8	02/09	16.6	12.0	24.2	5	0.27	0.38	0.19	1	1	2	2
EQ	Large Value	Boyar Value	BOYAX	6.1	-56.3	02/09	15.7	11.0	19.0	4	0.28	0.40	0.23	1	3	3	4
EQ	Large Value	SunAmerica Value A	SSVAX	6.0	-51.5	02/09	14.7	10.7	19.4	5	0.29	0.40	0.22	1	1	1	1
EQ	Large Value	FBP Eqty & Dividend Plus	FBPEX	5.9	-59.8	02/09	17.6	12.7	23.7	5	0.24	0.33	0.18	1	1	1	3
EQ	Large Value	Franklin Large Cap Value A	FLVAX	5.8	-53.9	02/09	15.9	11.3	18.0	5	0.26	0.36	0.23	1	1	1	1
EQ	Large Value	JHancock Classic Value A	PZVFX	5.8	-68.3	02/09	20.2	14.4	28.9	5	0.20	0.28	0.14	1	1	1	1
EQ	Large Value	AllianceBern Value A	ABVAX	5.5	-60.6	02/09	16.5	12.2	26.0	5	0.23	0.31	0.15	1	1	1	2
EQ	Large Value	NorthQuest Capital	NQCFX	3.5	-46.8	02/09	12.9	9.8	17.8	4	0.14	0.18	0.10	1	1	1	1
EQ	Latin Amer St	iShs MSCI Mexico Cap Inv Mkt	EWV	21.9	-60.9	02/09	24.3	16.1	16.7	5	0.83	1.26	1.21	5	5	5	5
EQ	Latin Amer St	iShs S&P Latin America 40 Idx	ILF	22.4	-59.7	02/09	26.4	16.9	19.0	5	0.78	1.22	1.09	4	3	2	2
EQ	Latin Amer St	iShs MSCI Brazil Capped Index	EWZ	23.9	-64.8	11/08	32.8	20.2	23.9	5	0.68	1.10	0.93	3	2	1	2
EQ	Latin Amer St	T. Rowe Price Latin America	PRLAX	22.3	-64.2	02/09	28.6	18.4	20.7	5	0.72	1.12	0.99	3	3	2	3
EQ	Latin Amer St	Fidelity Latin America	FLATX	20.9	-63.1	02/09	27.1	18.0	22.5	5	0.71	1.06	0.85	2	2	2	2
EQ	Long/Short Eq	PIMCO EqS Long/Short Inst	PMHIX	13.2	-11.5	11/12	10.0	5.1	4.4	5	1.15	2.25	2.63	5	5	2	3
EQ	Long/Short Eq	Robeco Long/Short Eq I	BPLSX	12.7	-34.3	02/09	14.3	8.3	7.6	4	0.77	1.33	1.45	5	5	5	5
EQ	Long/Short Eq	CBRE Clarion Long/Short Instl	CLSIK	9.2	-12.4	02/09	8.7	5.4	3.8	5	0.86	1.38	1.97	5	5	3	2
EQ	Long/Short Eq	RivPark/Gargoyl Hdg Val Insl	RGHIX	10.7	-47.3	11/08	14.8	10.2	13.6	5	0.61	0.88	0.66	3	4	4	4
EQ	Long/Short Eq	Diamond Hill Long-Short A	DIAMX	8.9	-36.8	02/09	11.3	7.3	10.7	4	0.64	0.99	0.67	3	2	3	3
EQ	Long/Short Eq	Schwab Hedged Eqty	SWHEX	7.0	-32.1	02/09	9.6	6.6	10.2	4	0.55	0.80	0.52	3	3	3	4
EQ	Long/Short Eq	Aberdeen Eqty Long-Short C	MLSCX	5.4	-15.5	02/09	7.0	4.3	6.5	4	0.52	0.86	0.56	3	2	2	3
EQ	Long/Short Eq	Bridgeway Managed Volatility	BRBPX	5.2	-24.1	02/09	6.9	5.1	7.3	3	0.51	0.69	0.48	3	3	4	5
EQ	Long/Short Eq	Forester Value N	FVALX	4.7	-25.4	02/09	10.5	6.1	5.1	4	0.28	0.48	0.58	3	4	2	2
EQ	Long/Short Eq	ICON Long/Short C	IOLCX	6.6	-51.8	02/09	15.5	10.8	23.6	5	0.31	0.45	0.21	2	2	4	3
EQ	Long/Short Eq	Guggen US Long Short Mom C	RYISX	6.2	-51.6	02/09	16.7	11.9	21.4	5	0.27	0.37	0.21	2	2	2	2
EQ	Long/Short Eq	PTA Comprehensive Alts I	BPFIX	4.2	-25.7	11/12	7.5	5.6	15.1	5	0.33	0.45	0.17	2	1	1	2
EQ	Long/Short Eq	Catalyst Event Arbitrage A	CEAAX	3.1	-20.4	10/08	6.4	4.9	6.1	5	0.21	0.28	0.22	2	2	1	1
EQ	Long/Short Eq	Hussman Strategic Growth	HSGFX	1.6	-24.1	02/13	7.5	5.5	9.0	5	-0.01	-0.01	-0.01	1	1	1	2
EQ	Long/Short Eq	Virtus Dynamic AlphaSector A	EMNAX	-0.6	-20.3	01/12	5.4	3.8	10.7	5	-0.43	-0.60	-0.21	1	2	2	4
EQ	Mid-Cap Bld	ASTON/Fairpointe Mid Cap N	CHTTX	13.9	-54.4	02/09	21.0	13.7	14.8	5	0.58	0.89	0.83	5	4	2	4
EQ	Mid-Cap Bld	Dreyfus Oppor Midcap Val A	DMCVX	13.4	-51.8	02/09	20.6	13.3	14.5	5	0.57	0.88	0.80	5	4	2	2
EQ	Mid-Cap Bld	Royce Value Svc	RYVFX	13.3	-48.7	02/09	20.1	13.7	14.6	5	0.58	0.85	0.79	5	2	1	1
EQ	Mid-Cap Bld	Huntington Situs A	HSUAX	13.0	-53.1	02/09	18.7	12.9	15.9	5	0.60	0.88	0.71	5	4	4	3
EQ	Mid-Cap Bld	Fid Spartan Ext Mkt Idx Inv	FSEMXX	12.5	-51.9	02/09	18.5	12.5	15.1	5	0.58	0.86	0.71	5	4	4	3
EQ	Mid-Cap Bld	T. R Pr Ext Eqty Mkt Idx	PEMXX	12.4	-52.5	02/09	18.8	12.9	15.4	5	0.57	0.83	0.69	5	4	4	3
EQ	Mid-Cap Bld	Colum Mid Cap Index Z	NMPAX	12.3	-49.6	02/09	17.9	12.2	13.9	5	0.59	0.87	0.76	5	4	4	3
EQ	Mid-Cap Bld	iShs Core S&P Mid-Cap ETF	IJH	12.3	-49.6	02/09	17.9	12.2	14.0	5	0.59	0.87	0.76	5	4	4	3
EQ	Mid-Cap Bld	Mutual of Am Mid Cap Eqty Idx	MAMQX	12.3	-49.7	02/09	18.0	12.2	14.0	5	0.59	0.86	0.75	5	4	4	3
EQ	Mid-Cap Bld	SPDR S&P MidCap 400	MDY	12.1	-49.8	02/09	17.8	12.2	14.1	5	0.58	0.85	0.74	5	4	4	3
EQ	Mid-Cap Bld	JHVIT Mid Cap Idx Trust Ser I	JECIX	11.9	-49.9	02/09	17.9	12.2	14.2	5	0.57	0.83	0.72	5	4	4	3
EQ	Mid-Cap Bld	Nuveen Mid Cap Index A	FDXAX	11.8	-49.7	02/09	17.9	12.2	14.1	5	0.57	0.83	0.71	5	4	4	3
EQ	Mid-Cap Bld	CRM Mid Cap Value Instl	CRIMX	11.8	-44.3	02/09	15.6	11.0	13.9	5	0.64	0.92	0.72	5	2	2	4

EQ	Mid-Cap Bld	Osterweis	OSTFX	10.0	-36.8	02/09	12.2	8.5	11.6	5	0.68	0.97	0.71	5	5	3	5
EQ	Mid-Cap Bld	Fidelity Leveraged Co Stock	FLVXX	16.1	-65.3	02/09	25.0	16.9	22.1	5	0.58	0.85	0.65	4	1	2	5
EQ	Mid-Cap Bld	Fidelity Adv Lev Co Stk A	FLSAX	15.6	-64.3	02/09	24.6	16.6	21.2	5	0.57	0.84	0.66	4	1	2	4
EQ	Mid-Cap Bld	Vantagepoint Mid/Sm Co Idx I	VPSIX	12.1	-52.0	02/09	18.4	12.5	15.3	5	0.57	0.83	0.68	4	4	4	3
EQ	Mid-Cap Bld	iShs Russell Midcap Index	IWR	12.1	-54.2	02/09	17.9	12.4	16.1	5	0.58	0.84	0.65	4	3	4	4
EQ	Mid-Cap Bld	USAA Extended Market Index	USMIX	12.1	-52.8	02/09	18.4	12.5	15.8	5	0.56	0.83	0.66	4	4	3	3
EQ	Mid-Cap Bld	Transam Part Instl Mid Val	DIMVX	11.9	-52.6	02/09	16.3	11.5	16.8	4	0.63	0.89	0.61	4	3	4	5
EQ	Mid-Cap Bld	Vanguard Mid Cap Index I	VMCIX	11.9	-54.0	02/09	18.0	12.4	16.4	5	0.57	0.82	0.62	4	3	4	3
EQ	Mid-Cap Bld	Principal MdCp S&P 400 Idx R2	PMFXX	11.4	-50.3	02/09	17.9	12.3	14.5	5	0.54	0.79	0.67	4	4	4	3
EQ	Mid-Cap Bld	Dreyfus Small Cap Eqty A	DSEAX	11.2	-49.1	02/09	18.0	12.2	15.7	5	0.53	0.78	0.60	4	3	1	2
EQ	Mid-Cap Bld	JPMorgan Mkt Expansion Idx A	OMEAX	11.2	-52.9	02/09	18.5	12.7	15.6	5	0.51	0.75	0.61	4	3	3	2
EQ	Mid-Cap Bld	Nationwide Mid Cap Mkt Idx A	GMXXA	11.0	-50.3	02/09	17.9	12.3	14.4	5	0.52	0.75	0.64	4	3	3	2
EQ	Mid-Cap Bld	RS Value A	RSVAX	11.7	-53.8	02/09	18.6	13.1	18.1	5	0.54	0.77	0.55	3	2	1	2
EQ	Mid-Cap Bld	Transamerica Partners Mid Val	DVMVX	11.6	-52.9	02/09	16.3	11.5	17.1	5	0.60	0.85	0.58	3	3	4	5
EQ	Mid-Cap Bld	Dreyfus MidCap Core C	BSOCX	10.9	-49.6	02/09	17.8	12.4	18.1	5	0.52	0.75	0.51	3	2	3	5
EQ	Mid-Cap Bld	Dreyfus Structured Midcap A	DPSAX	10.6	-54.8	02/09	18.0	12.5	17.4	5	0.49	0.71	0.51	3	3	3	2
EQ	Mid-Cap Bld	ING Index Plus MidCap Port I	IPMIX	10.5	-52.3	02/09	17.7	12.3	16.1	5	0.50	0.72	0.55	3	3	4	3
EQ	Mid-Cap Bld	Gr-West Ariel Mid Cp Val Init	MXMCX	10.4	-57.4	02/09	20.7	13.8	16.4	5	0.42	0.63	0.53	3	5	3	3
EQ	Mid-Cap Bld	ProFunds Mid Cap Inv	MDPIX	10.1	-52.1	02/09	17.9	12.5	15.8	5	0.47	0.67	0.53	3	3	3	3
EQ	Mid-Cap Bld	Thrivent Mid Cap Stock A	AASCX	10.0	-51.5	02/09	17.5	11.9	16.6	5	0.47	0.69	0.50	3	2	1	2
EQ	Mid-Cap Bld	Saratoga Mid Capitalization A	SPMAX	9.9	-46.0	02/09	17.7	12.1	14.5	5	0.46	0.68	0.57	3	3	1	2
EQ	Mid-Cap Bld	Gabelli Focus Five A	GWSAX	9.9	-51.0	02/09	19.3	13.5	14.9	5	0.42	0.61	0.55	3	4	2	5
EQ	Mid-Cap Bld	Huntington Mid Corp America A	HUMIX	9.4	-48.3	02/09	16.5	11.6	14.7	5	0.47	0.66	0.52	3	2	3	2
EQ	Mid-Cap Bld	ClearBridge Mid Cap Core A	SBMAX	9.4	-47.4	02/09	17.5	12.1	14.2	5	0.44	0.63	0.54	3	3	3	1
EQ	Mid-Cap Bld	ProFunds UltraMid Cap Inv	UMPIX	15.0	-81.6	02/09	36.0	24.8	33.6	5	0.37	0.53	0.39	2	1	2	3
EQ	Mid-Cap Bld	Rydex Mid-Cap 1.5x Strategy H	RYMDX	13.0	-70.6	02/09	27.1	18.8	25.3	5	0.42	0.60	0.45	2	2	3	3
EQ	Mid-Cap Bld	Touchstone Mid Cap Y	TMCPIX	11.7	-53.4	02/09	17.1	12.2	20.6	5	0.58	0.81	0.48	2	2	5	5
EQ	Mid-Cap Bld	Weitz Hickory	WEHIX	11.2	-56.1	02/09	17.2	11.7	19.7	4	0.55	0.81	0.48	2	5	5	5
EQ	Mid-Cap Bld	Johnson Disciplined Mid-Cap	JMIDX	10.8	-60.3	02/09	22.3	15.6	18.4	5	0.41	0.58	0.49	2	2	1	2
EQ	Mid-Cap Bld	Vanguard Strategic Eqty Inv	VSEQX	10.6	-59.0	02/09	19.1	13.4	20.7	5	0.47	0.66	0.43	2	3	4	3
EQ	Mid-Cap Bld	Quaker Mid-Cap Value A	QMCVX	10.4	-56.1	02/09	18.7	12.8	19.3	5	0.46	0.68	0.45	2	1	2	1
EQ	Mid-Cap Bld	Empiric Core Eqty A	EMCAX	10.3	-47.8	02/09	18.1	12.4	18.3	5	0.48	0.69	0.47	2	1	1	1
EQ	Mid-Cap Bld	TCW Value Oppor I	TGVOX	10.0	-53.1	02/09	18.7	12.9	17.6	5	0.45	0.65	0.47	2	2	3	3
EQ	Mid-Cap Bld	Ave Maria Catholic Values	AVEMX	10.0	-55.8	02/09	17.9	12.4	17.4	5	0.46	0.67	0.48	2	3	4	2
EQ	Mid-Cap Bld	Hartford Sm/Md Cp Eqty HLS IA	HMCXX	9.9	-55.3	02/09	18.2	12.8	17.3	5	0.45	0.64	0.47	2	3	4	4
EQ	Mid-Cap Bld	ING SMID Cap Eqty A	AIMAX	9.5	-52.7	02/09	17.7	12.3	16.5	5	0.44	0.63	0.47	2	3	3	2
EQ	Mid-Cap Bld	Thomas White Amer Oppor Inv	TWAOX	9.4	-48.5	02/09	15.8	11.4	15.8	5	0.48	0.67	0.49	2	2	4	2
EQ	Mid-Cap Bld	GuideMark Sm/Mid Cap Core Ser	GMSMX	9.1	-55.9	02/09	18.8	12.9	18.2	5	0.40	0.58	0.41	2	4	2	3
EQ	Mid-Cap Bld	Lazard US Mid Cap Eqty Instl	LZMIX	9.1	-55.3	02/09	16.6	11.8	18.1	5	0.45	0.62	0.41	2	2	2	1
EQ	Mid-Cap Bld	Nuveen Mid Cap Select A	FATAX	8.3	-49.2	02/09	19.9	13.2	16.1	5	0.33	0.50	0.41	2	2	1	1
EQ	Mid-Cap Bld	Victory Special Value A	SSVXX	8.9	-55.3	02/09	18.8	13.5	19.3	5	0.38	0.53	0.37	1	1	1	1
EQ	Mid-Cap Bld	NLFT III Lifetime Achievement	LFTAX	8.8	-60.9	02/09	19.9	14.1	19.0	5	0.36	0.50	0.37	1	2	1	2
EQ	Mid-Cap Bld	American Cent Veedot Inv	AMVIX	8.5	-58.2	02/09	19.6	13.9	26.4	5	0.35	0.49	0.26	1	1	4	4
EQ	Mid-Cap Bld	IMS Capital Value	IMSCX	8.3	-51.9	02/09	17.9	12.6	19.4	5	0.37	0.52	0.34	1	1	1	1
EQ	Mid-Cap Bld	Bridgeway Aggressive Invs 1	BRAGX	8.0	-62.5	02/09	23.3	17.2	30.4	5	0.27	0.37	0.21	1	1	1	4
EQ	Mid-Cap Bld	FAM Eqty-Income Inv	FAMEX	7.6	-49.1	02/09	15.0	10.8	15.7	4	0.39	0.55	0.38	1	4	5	5
EQ	Mid-Cap Bld	Pacific Advs Mid Cap Val A	PAMVX	6.9	-59.0	02/09	22.9	16.1	21.0	5	0.23	0.32	0.25	1	1	1	1
EQ	Mid-Cap Bld	Gabelli Entpr Mergs & Acq A	EMAAX	5.5	-42.3	02/09	11.5	8.8	10.7	4	0.33	0.43	0.35	1	2	5	3
EQ	Mid-Cap Bld	Marketocracy Masters 100	MOFQX	4.9	-53.0	02/09	18.2	13.8	24.3	5	0.17	0.23	0.13	1	1	1	1
EQ	Mid-Cap Bld	Nysa	NYSAX	0.6	-42.1	02/09	17.7	12.9	21.7	5	-0.06	-0.09	-0.05	1	1	1	1
EQ	Mid-Cap Grw	Baron Foc Growth Retail	BFGFX	15.4	-52.3	02/09	19.0	12.6	15.7	5	0.72	1.08	0.87	5	3	4	5

EQ	Mid-Cap Grw	Baron Opportunity Retail	BIOPX	14.5	-54.4	02/09	20.8	13.9	16.8	5	0.61	0.92	0.76	5	4	3	2
EQ	Mid-Cap Grw	Buffalo Discy	BUFTX	14.3	-48.0	02/09	19.5	12.3	14.1	5	0.65	1.03	0.90	5	5	4	2
EQ	Mid-Cap Grw	HSBC Opportunity I	RESCX	14.1	-47.1	02/09	18.3	11.9	14.3	5	0.68	1.04	0.87	5	4	4	4
EQ	Mid-Cap Grw	EV Atlanta Cap SMID-Cap I	EISMX	14.1	-38.5	02/09	16.8	10.7	9.2	4	0.74	1.15	1.35	5	5	5	5
EQ	Mid-Cap Grw	Hennessy Focus Investor	HFCSX	14.0	-45.9	02/09	17.4	10.8	13.2	5	0.71	1.14	0.93	5	5	5	5
EQ	Mid-Cap Grw	T. R Pr Insl Mid-Cap Eqty Gr	PMEGX	13.4	-49.2	02/09	17.9	12.2	14.1	5	0.65	0.96	0.83	5	5	4	4
EQ	Mid-Cap Grw	HSBC Opportunity A	HSOAX	13.0	-47.4	02/09	18.3	12.0	14.5	5	0.62	0.94	0.78	5	4	3	2
EQ	Mid-Cap Grw	BlackRock US Oppor Inv A	BMEAX	12.9	-45.7	02/09	17.9	11.8	13.3	5	0.63	0.95	0.84	5	2	1	2
EQ	Mid-Cap Grw	Pru Jennison Md Cp Grth A	PEEAX	12.8	-43.9	02/09	17.0	11.0	12.4	5	0.65	1.01	0.90	5	4	4	2
EQ	Mid-Cap Grw	ING MidCap Oppor Port I	IIMOX	12.7	-45.1	02/09	17.2	11.5	12.4	5	0.64	0.95	0.88	5	5	5	3
EQ	Mid-Cap Grw	Gr-West T. R Pr Md Cp Gr Init	MXMGX	12.5	-48.8	02/09	17.5	11.9	14.1	5	0.62	0.90	0.76	5	4	4	3
EQ	Mid-Cap Grw	Westport R	WPFRX	12.5	-41.4	02/09	15.0	9.7	11.4	5	0.72	1.11	0.94	5	4	4	3
EQ	Mid-Cap Grw	Hartford MidCap HLS IA	HIMCX	12.4	-46.0	02/09	17.2	11.5	14.1	5	0.62	0.93	0.76	5	4	2	5
EQ	Mid-Cap Grw	Principal MidCap R2	PMBNX	12.2	-45.4	02/09	14.9	10.4	12.7	4	0.70	1.01	0.83	5	5	5	5
EQ	Mid-Cap Grw	iShs S&P MidCap 400 Grth Idx	IJK	11.9	-48.3	02/09	17.8	12.1	13.3	5	0.58	0.85	0.77	5	5	4	4
EQ	Mid-Cap Grw	ING MidCap Oppor A	NMCAX	11.6	-45.6	02/09	17.3	11.6	12.6	5	0.57	0.85	0.79	5	4	4	2
EQ	Mid-Cap Grw	Brown Cap Mgmt Mid-Cap Inv	BCMSX	11.5	-38.7	02/09	16.9	10.4	10.0	5	0.58	0.95	0.98	5	5	3	2
EQ	Mid-Cap Grw	Ivy Mid Cap Growth A	WMGAX	11.5	-48.1	02/09	16.7	10.9	12.7	5	0.58	0.89	0.77	5	5	3	1
EQ	Mid-Cap Grw	Roosevelt Multi-Cap	BULLX	10.9	-38.4	02/09	14.2	9.4	12.1	5	0.64	0.97	0.75	5	2	2	2
EQ	Mid-Cap Grw	Janus Aspen Enterprise Instl	JAAGX	12.7	-52.7	02/09	18.3	12.6	15.4	5	0.60	0.87	0.71	4	3	4	4
EQ	Mid-Cap Grw	ING Baron Growth Portfolio I	IBGIX	12.6	-52.7	02/09	17.8	12.2	16.4	4	0.61	0.89	0.67	4	5	5	5
EQ	Mid-Cap Grw	Artisan Mid Cap Inv	ARTMX	12.3	-52.1	02/09	18.8	12.8	15.5	5	0.56	0.82	0.68	4	5	5	2
EQ	Mid-Cap Grw	ING FMR Diversified Mid Cap S	IFDSX	12.2	-49.1	02/09	17.0	11.5	14.7	5	0.62	0.92	0.71	4	3	2	4
EQ	Mid-Cap Grw	Kinetics Internet No Load	WWWFX	11.8	-49.6	02/09	17.9	11.7	15.7	5	0.56	0.86	0.64	4	5	3	5
EQ	Mid-Cap Grw	Baron Growth Retail	BGRFX	11.7	-51.4	02/09	17.0	11.7	15.5	4	0.59	0.85	0.64	4	4	5	5
EQ	Mid-Cap Grw	Wilmington Mid Cap Grth Instl	ARMEX	11.6	-51.6	02/09	20.0	13.5	15.0	5	0.50	0.74	0.66	4	3	3	2
EQ	Mid-Cap Grw	Vanguard Mid Cap Growth Inv	VMGRX	11.5	-49.6	02/09	17.7	12.0	15.7	5	0.55	0.82	0.62	4	4	5	3
EQ	Mid-Cap Grw	Vantagepoint Aggress Opp Inv	VPAOX	11.3	-52.3	02/09	18.4	12.6	15.7	5	0.52	0.76	0.61	4	3	1	4
EQ	Mid-Cap Grw	JPMorgan Mid Cap Eqty Select	VSVGX	11.3	-49.8	02/09	16.6	11.5	15.0	5	0.58	0.84	0.64	4	4	4	5
EQ	Mid-Cap Grw	Buffalo Mid Cap	BUFMX	11.3	-49.4	02/09	19.1	12.6	15.0	5	0.50	0.76	0.64	4	5	2	2
EQ	Mid-Cap Grw	MassMut Sel Mid Cp Gr Eq II A	MEFAX	11.2	-49.9	02/09	17.5	12.1	14.7	5	0.54	0.79	0.65	4	3	3	2
EQ	Mid-Cap Grw	Tributary Growth Opps Inst	FOGRX	11.2	-48.3	02/09	17.3	11.6	14.2	5	0.55	0.81	0.67	4	4	3	2
EQ	Mid-Cap Grw	Hartford Midcap A	HFMCX	11.0	-46.3	02/09	17.0	11.5	14.5	5	0.55	0.81	0.64	4	3	2	4
EQ	Mid-Cap Grw	Pioneer Select Mid Cap Grth A	PMCTX	11.0	-48.7	02/09	18.5	12.5	13.5	5	0.50	0.74	0.69	4	3	2	1
EQ	Mid-Cap Grw	Needham Growth	NEEGX	11.0	-49.2	02/09	19.6	12.9	14.8	5	0.47	0.71	0.62	4	4	1	2
EQ	Mid-Cap Grw	Baird MidCap Inst	BMDIX	10.8	-49.2	02/09	17.3	11.6	14.5	5	0.52	0.79	0.62	4	5	5	4
EQ	Mid-Cap Grw	Goldman Sachs Growth Oppor A	GGOAX	10.8	-47.9	02/09	18.1	12.3	12.8	5	0.50	0.74	0.71	4	4	2	2
EQ	Mid-Cap Grw	HiMark Geneva Mid Cap Grth A	PNMAX	10.5	-46.1	02/09	16.2	10.8	13.2	5	0.54	0.81	0.67	4	4	5	1
EQ	Mid-Cap Grw	Eagle Mid Cap Growth A	HAGAX	10.5	-47.3	02/09	18.5	12.6	14.3	5	0.47	0.69	0.61	4	3	2	2
EQ	Mid-Cap Grw	Meridian Value	MVALX	9.9	-44.1	02/09	15.6	10.9	13.1	4	0.53	0.76	0.63	4	3	4	5
EQ	Mid-Cap Grw	Munder Mid-Cap Core Growth Y	MGOYX	12.2	-53.3	02/09	17.4	12.1	17.4	5	0.60	0.86	0.60	3	3	5	4
EQ	Mid-Cap Grw	Alger SMid Cap Growth A	ALMAX	11.7	-55.3	02/09	19.4	13.5	18.7	5	0.51	0.74	0.53	3	2	1	2
EQ	Mid-Cap Grw	RS Select Growth A	RSDGX	11.7	-53.6	02/09	20.2	13.5	18.4	5	0.49	0.74	0.54	3	4	5	3
EQ	Mid-Cap Grw	TIAA-CREF Mid-Cap Grth Instl	TRPWX	11.4	-54.2	02/09	18.7	13.0	17.1	5	0.52	0.74	0.56	3	3	3	3
EQ	Mid-Cap Grw	DF Dent Premier Growth	DFDPX	11.3	-54.5	02/09	17.4	12.1	17.0	5	0.55	0.79	0.57	3	3	5	4
EQ	Mid-Cap Grw	Loomis Sayles Mid Cap Grth A	LAGRX	11.3	-52.4	02/09	19.0	12.9	18.6	5	0.51	0.74	0.51	3	1	2	1
EQ	Mid-Cap Grw	iShs Russell Midcap Grth Idx	IWP	11.3	-53.0	02/09	18.3	12.7	16.0	5	0.52	0.75	0.60	3	3	4	4
EQ	Mid-Cap Grw	Harbor Mid Cap Growth Instl	HAMGX	11.2	-52.6	02/09	19.3	13.3	18.0	5	0.49	0.71	0.53	3	2	2	4
EQ	Mid-Cap Grw	Oppen Small- & Mid-Cap Grth A	OEGAX	11.1	-49.6	02/09	19.9	13.7	17.5	5	0.47	0.68	0.53	3	3	4	3
EQ	Mid-Cap Grw	Value Line Small Cap Oppor	VLEOX	11.0	-51.3	02/09	16.7	11.8	16.8	4	0.56	0.79	0.55	3	3	5	5
EQ	Mid-Cap Grw	ING TRP Divers Md Cp Gr Pt I	IAXIX	10.9	-51.7	02/09	18.8	13.0	15.6	5	0.49	0.71	0.59	3	4	4	3

EQ	Mid-Cap Grw	BNY Mel Mid Cap Multi-Strat M	MPMCX	10.8	-51.4	02/09	18.5	12.9	16.8	5	0.49	0.70	0.54	3	2	1	3
EQ	Mid-Cap Grw	Sentinel Mid Cap II Instl	SYVIX	10.8	-54.3	02/09	16.8	12.1	17.3	5	0.54	0.75	0.52	3	1	3	3
EQ	Mid-Cap Grw	Fidelity Mid-Cap Stock	FMCSX	10.6	-56.1	02/09	20.0	14.2	17.4	5	0.45	0.63	0.51	3	3	3	4
EQ	Mid-Cap Grw	BMO Mid-Cap Growth Y	MRMSX	10.5	-47.4	02/09	18.1	12.4	15.6	5	0.49	0.71	0.56	3	3	3	3
EQ	Mid-Cap Grw	Touchstone Mid Cap Growth A	TEGAX	10.1	-48.9	02/09	18.1	12.4	15.2	5	0.46	0.68	0.55	3	2	1	2
EQ	Mid-Cap Grw	ProFunds Mid Cap Growth Inv	MGPPIX	10.0	-49.3	02/09	17.7	12.2	14.3	5	0.47	0.68	0.58	3	4	3	4
EQ	Mid-Cap Grw	Commerce MidCap Growth	CFAGX	10.0	-48.0	02/09	17.2	12.0	14.8	5	0.48	0.69	0.56	3	4	3	3
EQ	Mid-Cap Grw	Thrivent Mid Cap Growth A	LBMGX	9.9	-50.6	02/09	18.3	12.4	14.4	5	0.45	0.66	0.57	3	3	2	1
EQ	Mid-Cap Grw	Chase Mid Cap Growth N	CHAMX	9.8	-46.0	02/09	15.1	10.4	15.3	5	0.54	0.78	0.53	3	3	5	2
EQ	Mid-Cap Grw	Westport Select Cap R	WPSRX	9.7	-44.1	02/09	17.0	11.5	14.3	5	0.47	0.69	0.56	3	4	1	2
EQ	Mid-Cap Grw	Lord Abbett Growth Oppor A	LMGAX	9.1	-46.1	02/09	18.6	12.5	13.7	5	0.40	0.59	0.54	3	3	1	1
EQ	Mid-Cap Grw	Eaton V Atlanta Cap Hrzn Gr A	EXMCX	8.7	-43.5	02/09	16.6	11.5	11.9	5	0.42	0.61	0.59	3	3	1	1
EQ	Mid-Cap Grw	Turner All Cap Growth Inv	TBTBX	12.9	-63.8	02/09	26.0	16.6	22.3	5	0.43	0.67	0.50	2	2	1	1
EQ	Mid-Cap Grw	Driehaus Mid Cap Growth	DRMGX	12.4	-61.2	02/09	23.1	16.3	25.1	5	0.46	0.66	0.42	2	1	3	3
EQ	Mid-Cap Grw	Rainier Sm/Md Cp Eqty Origina	RIMSX	11.5	-59.2	02/09	20.7	14.9	22.9	5	0.47	0.65	0.43	2	1	3	2
EQ	Mid-Cap Grw	Sit Small Cap Growth	SSMGX	10.5	-54.7	02/09	19.2	13.0	18.4	5	0.46	0.68	0.48	2	3	4	2
EQ	Mid-Cap Grw	Invesco Mid Cap Gr A	VGRAX	10.5	-57.1	02/09	19.5	13.0	17.9	5	0.45	0.68	0.49	2	2	1	1
EQ	Mid-Cap Grw	Wells Far Adv Enterprise Inv	SENTX	10.2	-54.2	02/09	19.8	13.7	18.3	5	0.43	0.62	0.46	2	2	3	2
EQ	Mid-Cap Grw	Wanger Select	WATWX	9.9	-57.9	02/09	20.3	14.3	18.0	5	0.40	0.57	0.46	2	2	1	3
EQ	Mid-Cap Grw	Turner Midcap Growth Investor	TMGFEX	9.8	-56.5	02/09	20.3	13.9	18.4	5	0.40	0.58	0.44	2	1	1	1
EQ	Mid-Cap Grw	Principal MidCap Grth III R2	PPQNX	9.7	-56.9	02/09	19.7	13.7	18.6	5	0.41	0.58	0.43	2	2	2	2
EQ	Mid-Cap Grw	Westcore Select	WTSLXL	9.6	-50.2	02/09	19.0	12.9	17.1	5	0.41	0.61	0.46	2	2	1	1
EQ	Mid-Cap Grw	Colum Acorn Select Z	ACTWX	9.5	-58.2	02/09	20.4	14.5	18.0	5	0.38	0.54	0.43	2	2	1	3
EQ	Mid-Cap Grw	VALIC Company II Mid Cap Grth	VAMGX	9.5	-54.6	02/09	18.8	13.2	18.3	5	0.41	0.59	0.42	2	2	1	2
EQ	Mid-Cap Grw	Transamerica Growth Oppor A	ITSAX	9.5	-54.9	02/09	18.8	12.9	18.3	5	0.41	0.60	0.42	2	2	1	1
EQ	Mid-Cap Grw	Transam Part Instl Mid Gr	DIMGX	9.3	-47.3	02/09	17.7	12.4	16.5	5	0.43	0.61	0.46	2	2	3	3
EQ	Mid-Cap Grw	Madison Mid Cap A	MERAX	9.2	-57.1	02/09	18.7	13.0	18.1	5	0.40	0.57	0.41	2	2	5	4
EQ	Mid-Cap Grw	Capital Mgmt Mid-Cap Instl	CMEIX	9.1	-48.0	02/09	16.1	11.3	15.3	5	0.46	0.65	0.48	2	2	2	5
EQ	Mid-Cap Grw	Tocqueville Opportunity	TOPPX	9.0	-53.9	02/09	21.6	14.4	17.9	5	0.34	0.51	0.41	2	4	3	1
EQ	Mid-Cap Grw	Principal MidCap Growth R2	PGPPX	8.9	-47.3	02/09	17.7	12.4	16.5	5	0.41	0.58	0.44	2	2	2	3
EQ	Mid-Cap Grw	Transamerica Part Mid Grth	DVMGX	8.9	-47.5	02/09	17.6	12.5	16.7	5	0.41	0.57	0.43	2	1	2	3
EQ	Mid-Cap Grw	RBC SMID Cap Growth A	TMCAAX	8.7	-49.5	02/09	16.6	11.7	16.4	5	0.42	0.60	0.43	2	3	5	2
EQ	Mid-Cap Grw	Azzad Ethical	ADJEX	8.7	-51.1	02/09	18.0	12.6	15.5	5	0.39	0.55	0.45	2	4	4	1
EQ	Mid-Cap Grw	Eagle Mid Cap Stock A	HMCAX	8.4	-48.7	02/09	15.8	11.4	15.3	5	0.42	0.59	0.44	2	2	1	2
EQ	Mid-Cap Grw	Calvert Cap Accumulation A	CCAFX	8.2	-48.8	02/09	17.9	12.5	15.1	5	0.36	0.52	0.43	2	3	4	3
EQ	Mid-Cap Grw	Kirr Marbach Partners Value	KMVAX	9.8	-62.5	02/09	19.6	14.0	21.7	5	0.41	0.58	0.37	1	4	5	4
EQ	Mid-Cap Grw	Eaton V Tax-Mgd Mul-Cap Gr A	EACPX	9.4	-57.4	02/09	21.1	14.6	20.6	5	0.36	0.52	0.37	1	1	1	1
EQ	Mid-Cap Grw	RS Mid Cap Growth A	RSMOX	9.1	-58.8	02/09	18.6	13.4	22.6	5	0.40	0.55	0.33	1	1	4	1
EQ	Mid-Cap Grw	Chesapeake Growth Instl	CHESX	9.0	-55.7	02/09	20.4	14.4	19.5	5	0.35	0.50	0.37	1	1	1	2
EQ	Mid-Cap Grw	Fountainhead Special Value	KINGX	8.8	-57.5	02/09	18.5	13.0	24.8	5	0.38	0.55	0.29	1	3	1	4
EQ	Mid-Cap Grw	Alger Mid Cap Growth I-2	AMGOX	8.8	-62.9	02/09	21.1	15.6	25.3	5	0.34	0.45	0.28	1	1	1	4
EQ	Mid-Cap Grw	Alger Mid Cap Growth Inst I	ALMRX	8.8	-63.5	02/09	21.2	15.8	25.8	5	0.33	0.45	0.27	1	1	1	4
EQ	Mid-Cap Grw	Fid Adv Stock Selor Mid Cp B	FMCBX	8.6	-60.9	02/09	19.6	14.5	23.6	5	0.35	0.48	0.29	1	1	3	5
EQ	Mid-Cap Grw	Brown Advisory Oppor Inv	BIAOX	8.6	-55.6	02/09	20.6	14.3	20.3	5	0.33	0.48	0.34	1	2	4	2
EQ	Mid-Cap Grw	Aquila Three Peaks Oppor Grth	ATGAX	8.3	-56.6	02/09	18.3	13.1	20.3	5	0.36	0.50	0.33	1	2	4	5
EQ	Mid-Cap Grw	BlkRk Mid-Cap Grth Eqty Inv A	BMGAX	8.2	-53.9	02/09	19.4	14.0	17.0	5	0.33	0.46	0.38	1	1	1	1
EQ	Mid-Cap Grw	DWS Mid Cap Growth Inst	BTEAX	8.0	-58.9	02/09	19.9	14.5	20.6	5	0.32	0.43	0.31	1	1	3	2
EQ	Mid-Cap Grw	Timothy Plan Aggress Grth A	TAAGX	7.9	-55.7	02/09	19.1	13.5	19.4	5	0.32	0.46	0.32	1	2	3	1
EQ	Mid-Cap Grw	Alger Mid Cap Growth B	AMCGX	7.6	-63.6	02/09	21.2	15.9	26.6	5	0.28	0.37	0.22	1	1	1	3
EQ	Mid-Cap Grw	Sentinel Sus Mid Cap Opp A	WAEGX	7.1	-55.8	02/09	17.4	12.8	20.9	5	0.31	0.42	0.26	1	1	4	2
EQ	Mid-Cap Grw	Tanaka Growth	TGFRX	7.0	-64.8	02/09	22.5	15.5	26.9	5	0.24	0.34	0.20	1	1	1	2

EQ	Mid-Cap Grw	U.S. Global Invs Holmes Grth	ACBGX	6.9	-56.2	02/09	18.0	12.6	22.5	5	0.29	0.41	0.23	1	1	1	1
EQ	Mid-Cap Grw	Global IPO Plus Aftermarket	IPOSX	6.7	-42.5	02/09	17.5	11.9	21.0	5	0.28	0.41	0.23	1	1	1	2
EQ	Mid-Cap Grw	MFS Mid Cap Growth A	OTCAX	6.3	-57.6	02/09	18.8	14.0	20.2	5	0.24	0.33	0.23	1	1	2	2
EQ	Mid-Cap Grw	Timothy Plan Lg/Mid Cp Grth A	TLGAX	6.0	-48.3	02/09	15.2	10.7	15.6	5	0.28	0.40	0.27	1	3	3	2
EQ	Mid-Cap Grw	Brandywine Adv Midcap Grth	BWAFX	4.7	-51.4	02/09	18.4	13.8	26.7	5	0.16	0.22	0.11	1	1	1	1
EQ	Mid-Cap Val	Artisan Mid Cap Value Inv	ARTQX	14.1	-45.2	02/09	17.1	11.3	11.9	5	0.73	1.10	1.04	5	5	5	3
EQ	Mid-Cap Val	Delafield Fund	DEFIX	13.4	-53.2	02/09	21.2	13.7	13.6	5	0.55	0.86	0.86	5	4	2	1
EQ	Mid-Cap Val	JHVIT Value Trust Ser I	JEVLX	13.2	-53.2	02/09	17.8	12.0	15.2	4	0.65	0.95	0.75	5	4	4	4
EQ	Mid-Cap Val	JHancock3 Dis Val Mid Cap A	JVMAX	13.0	-47.5	02/09	17.2	11.4	13.0	5	0.66	0.99	0.87	5	5	4	2
EQ	Mid-Cap Val	RidgeWorth Mid-Cap Val Eqty C	SMVFX	12.9	-49.2	02/09	18.6	12.8	14.4	5	0.60	0.87	0.77	5	5	2	3
EQ	Mid-Cap Val	T. Rowe Price Mid-Cap Value	TRMCX	12.7	-49.9	02/09	16.6	11.1	13.7	5	0.66	0.99	0.80	5	4	3	5
EQ	Mid-Cap Val	ING Am Cent Sm-Md Cp Val Pt I	IACIX	12.6	-47.1	02/09	16.7	11.2	12.7	4	0.65	0.97	0.86	5	5	4	5
EQ	Mid-Cap Val	WF Adv Spec Md Cp Val Inv	SMCDX	12.6	-46.7	02/09	16.2	10.9	13.8	5	0.67	0.99	0.79	5	4	4	4
EQ	Mid-Cap Val	Nicholas Eqty Income I	NSEIX	12.6	-40.9	02/09	13.5	8.9	9.9	4	0.80	1.22	1.10	5	5	5	5
EQ	Mid-Cap Val	Heartland Select Value	HRSVX	12.3	-48.0	02/09	17.5	11.9	13.5	5	0.60	0.88	0.78	5	3	1	2
EQ	Mid-Cap Val	Perkins Mid Cap Value L	JMIVX	11.9	-39.8	02/09	14.5	9.8	10.1	5	0.70	1.03	1.01	5	3	2	2
EQ	Mid-Cap Val	TIAA-CREF Mid-Cap Value Instl	TIMVX	13.0	-53.6	02/09	17.5	12.1	16.3	5	0.64	0.93	0.69	4	2	4	4
EQ	Mid-Cap Val	iShs S&P MidCap 400 Val Index	IJJ	12.5	-52.2	02/09	18.3	12.5	15.6	5	0.59	0.86	0.69	4	4	3	4
EQ	Mid-Cap Val	AllianceBern Discy Value A	ABASX	12.2	-54.9	02/09	20.4	13.7	15.6	5	0.51	0.76	0.67	4	3	1	2
EQ	Mid-Cap Val	Vanguard Selected Value Inv	VASVX	12.1	-50.8	02/09	16.0	10.8	15.6	4	0.65	0.97	0.67	4	4	4	5
EQ	Mid-Cap Val	JPMorgan Mid Cap Value Instl	FLMVX	11.9	-48.8	02/09	15.1	10.7	14.3	4	0.67	0.95	0.71	4	4	5	5
EQ	Mid-Cap Val	Invesco American Value A	MSAVX	11.9	-53.5	02/09	17.6	12.1	15.6	4	0.58	0.84	0.65	4	3	3	2
EQ	Mid-Cap Val	Gold Sachs Mid Cap Val Instl	GSMCX	11.7	-51.0	02/09	16.7	11.7	15.7	5	0.60	0.85	0.63	4	3	3	4
EQ	Mid-Cap Val	ING JPMorg Mid Cap Val Port I	IJMIX	11.7	-48.8	02/09	15.1	10.7	14.4	4	0.66	0.93	0.69	4	4	5	5
EQ	Mid-Cap Val	BlkRk Mid Cap Val Opps Inv A	MDRFX	11.2	-50.9	02/09	18.3	12.7	15.1	5	0.52	0.75	0.63	4	3	3	1
EQ	Mid-Cap Val	Hotchkis and Wiley Md-Cp Val	HWMIX	13.8	-66.3	02/09	22.9	15.2	22.3	5	0.53	0.80	0.54	3	5	3	5
EQ	Mid-Cap Val	Hotchkis and Wiley Val Opps A	HWAAX	13.0	-63.9	02/09	21.6	13.7	19.6	5	0.52	0.83	0.58	3	5	3	5
EQ	Mid-Cap Val	Colum Mid Cap Val Oppor A	AMVAX	12.8	-57.0	02/09	19.1	12.9	18.1	5	0.58	0.86	0.61	3	1	2	2
EQ	Mid-Cap Val	iShs Russell Midcap Val Index	IWS	12.4	-57.4	02/09	18.0	12.6	17.8	4	0.59	0.85	0.60	3	3	4	5
EQ	Mid-Cap Val	Hartford MidCap Value HLS IA	HMVIX	12.3	-57.8	02/09	19.4	13.2	18.6	5	0.55	0.80	0.57	3	4	3	3
EQ	Mid-Cap Val	Fidelity Mid Cap Value	FSMVX	11.7	-57.8	02/09	18.5	12.8	18.3	5	0.54	0.78	0.55	3	3	4	5
EQ	Mid-Cap Val	Virtus Mid-Cap Value A	FMIVX	11.5	-55.3	02/09	18.3	12.8	17.0	5	0.53	0.76	0.57	3	2	3	1
EQ	Mid-Cap Val	VALIC Company II Mid Cap Val	VMCVX	11.3	-55.2	02/09	18.5	12.7	17.9	5	0.52	0.75	0.53	3	3	2	2
EQ	Mid-Cap Val	Prudential Mid Cap Value C	NCBVX	10.6	-55.2	02/09	18.2	12.6	16.9	5	0.49	0.70	0.52	3	3	3	5
EQ	Mid-Cap Val	Sterling Cap Mid Cap Val A	OVEAX	10.5	-52.2	02/09	17.7	12.1	16.1	5	0.50	0.73	0.55	3	4	2	1
EQ	Mid-Cap Val	Al Frank Inv	VALUX	12.0	-56.4	02/09	19.4	13.0	19.9	5	0.53	0.79	0.52	2	2	2	3
EQ	Mid-Cap Val	Hartford Mid Cap Value A	HMVAX	11.1	-58.0	02/09	19.5	13.3	18.8	5	0.48	0.71	0.50	2	3	2	2
EQ	Mid-Cap Val	Colum Mid Cap Value A	CMUAX	10.7	-55.6	02/09	17.7	12.3	18.0	5	0.51	0.73	0.50	2	1	2	2
EQ	Mid-Cap Val	Neub Berm M/C Intr Val Inv	NBRVX	10.6	-60.8	02/09	20.6	14.6	19.5	5	0.43	0.61	0.46	2	2	2	3
EQ	Mid-Cap Val	WF Adv C&B Mid Cp Val Inv	CBMDX	10.4	-55.8	02/09	18.2	12.8	19.3	5	0.48	0.68	0.45	2	4	4	4
EQ	Mid-Cap Val	Westcore Mid-Cap Value	WTMCX	10.3	-56.4	02/09	17.5	12.6	19.7	4	0.49	0.68	0.44	2	2	4	4
EQ	Mid-Cap Val	BMO Mid-Cap Value Y	MRVEX	10.3	-53.2	02/09	17.7	12.3	16.4	5	0.48	0.70	0.52	2	3	2	3
EQ	Mid-Cap Val	MFS Mid Cap Value A	MVCAX	10.3	-55.9	02/09	17.7	12.5	17.8	4	0.48	0.69	0.48	2	2	4	3
EQ	Mid-Cap Val	ProFunds Mid Cap Value Inv	MLPIX	10.3	-54.4	02/09	18.4	12.8	17.6	5	0.46	0.67	0.49	2	2	2	3
EQ	Mid-Cap Val	Harbor Mid Cap Value Instl	HAMVX	10.0	-58.6	02/09	18.9	13.2	19.0	5	0.44	0.63	0.44	2	4	3	4
EQ	Mid-Cap Val	Principal MidCap Value III R2	PKPPX	9.7	-53.2	02/09	16.3	11.5	17.4	4	0.49	0.70	0.46	2	3	4	4
EQ	Mid-Cap Val	Putnam Multi-Cap Value A	PMVAX	9.5	-57.9	02/09	19.6	13.5	18.5	5	0.40	0.58	0.42	2	2	2	1
EQ	Mid-Cap Val	PNC Mid Cap Value A	PMCAV	9.6	-55.1	02/09	16.6	11.8	19.8	5	0.48	0.67	0.40	1	1	1	2
EQ	Mid-Cap Val	CornerCap Large/Mid-Cap Value	CMCRX	9.4	-57.5	02/09	19.9	14.3	19.4	5	0.39	0.54	0.40	1	1	1	1
EQ	Mid-Cap Val	Schneider Value	SCMLX	7.4	-69.4	02/09	22.9	16.4	32.4	5	0.25	0.35	0.18	1	1	1	1
EQ	Mid-Cap Val	Dean Mid Cap Value Fund	DALCX	7.4	-55.7	02/09	17.2	12.0	19.8	5	0.33	0.47	0.29	1	1	1	2

EQ	Mid-Cap Val	IMS Dividend Growth	IMSAX	5.9	-47.1	02/09	14.0	9.7	17.0	4	0.30	0.43	0.25	1	1	4	2
EQ	Mid-Cap Val	Legg Mason Cap Mgmt Oppor C	LMOPX	5.9	-78.1	02/09	28.6	20.1	36.6	5	0.15	0.21	0.11	1	1	1	5
EQ	Mrkt Neutral	Gabelli ABC AAA	GABCX	4.6	-6.5	10/08	3.2	2.1	1.4	2	0.91	1.38	2.06	5	5	5	4
EQ	Mrkt Neutral	Arbitrage R	ARBFX	4.0	-7.5	08/04	4.6	3.4	2.3	3	0.51	0.68	1.03	4	5	3	3
EQ	Mrkt Neutral	JPMorgan Res Mkt Neutral Insl	JPMNX	2.3	-8.3	12/11	3.4	2.4	2.6	4	0.18	0.25	0.23	2	3	2	3
EQ	Mrkt Neutral	GMO Alpha Only III	GGHEX	2.3	-14.2	02/11	3.8	2.6	6.6	3	0.16	0.23	0.09	2	2	2	3
EQ	Mrkt Neutral	Federated Absolute Return A	FMAAX	1.3	-17.6	02/13	8.2	5.7	8.5	5	-0.05	-0.08	-0.05	1	1	2	2
EQ	Mrkt Neutral	Vanguard Market Neutral I	VMNIX	1.1	-19.4	12/10	5.4	3.9	10.5	4	-0.11	-0.15	-0.06	1	2	4	3
EQ	Multialtern	New Cent Alt Strategies	NCHPX	6.1	-30.3	02/09	9.0	6.6	8.6	4	0.49	0.66	0.51	5	3	3	4
EQ	Multialtern	Dunham Monthly Distribution A	DAMDX	2.9	-30.4	02/09	7.9	5.8	12.0	3	0.15	0.21	0.10	2	3	4	3
EQ	Multialtern	Hatteras Alpha Hdg Strategies	ALPHX	2.4	-35.7	02/09	8.0	6.3	14.2	4	0.09	0.11	0.05	2	2	3	3
EQ	Natural Res	Van Eck Global Hard Assets A	GHAAX	15.8	-57.3	02/09	24.9	17.0	22.1	5	0.56	0.83	0.64	4	2	2	2
EQ	Natural Res	RS Global Natural Resources A	RSNRX	14.3	-58.8	02/09	23.8	16.0	20.5	5	0.53	0.78	0.61	4	3	4	3
EQ	Natural Res	iShs S&P North Amer Nat Res	IGE	13.2	-56.6	02/09	23.7	16.1	21.0	5	0.49	0.72	0.55	3	3	3	3
EQ	Natural Res	ICON Materials S	ICBMX	13.0	-59.7	02/09	22.8	14.6	20.4	5	0.50	0.77	0.55	3	3	5	4
EQ	Natural Res	Rydex Basic Materials Inv	RYBIX	11.8	-55.3	02/09	22.7	15.6	18.0	5	0.44	0.65	0.56	3	3	3	3
EQ	Natural Res	Materials Select Sector SPDR	XLB	10.5	-55.5	02/09	21.5	14.1	17.1	5	0.41	0.62	0.51	3	4	4	5
EQ	Natural Res	Franklin Natural Resources A	FRNRX	12.5	-61.4	02/09	26.6	18.4	23.1	5	0.41	0.59	0.47	2	2	2	2
EQ	Natural Res	Saratoga Energy & Basic Mts A	SBMBX	10.3	-59.2	02/09	25.7	17.7	24.0	5	0.34	0.49	0.36	2	2	2	2
EQ	Natural Res	iShs Dow Jones US Basic Mts	IYM	10.3	-63.4	02/09	24.5	16.8	20.6	5	0.35	0.51	0.42	2	3	3	3
EQ	Natural Res	Ivy Global Natural Res A	IGNAX	11.0	-65.8	11/08	27.7	20.2	29.7	5	0.34	0.46	0.31	1	1	1	2
EQ	Natural Res	Profds Basic Mts ULTsect Inv	BMPIX	8.8	-81.1	02/09	36.9	25.6	34.9	5	0.19	0.28	0.20	1	2	2	3
EQ	Pac/Asia x-J St	Matthews Pacific Tiger Inv	MAPTX	19.0	-58.1	02/09	22.4	13.9	16.5	5	0.77	1.24	1.05	5	5	4	3
EQ	Pac/Asia x-J St	Matthews Asian Grth & Inc Inv	MACSX	14.9	-38.1	02/09	14.2	9.8	10.1	4	0.93	1.35	1.31	5	5	5	5
EQ	Pac/Asia x-J St	iShs MSCI Malaysia Index	EWM	14.7	-44.9	11/08	17.7	11.0	12.9	4	0.74	1.18	1.01	5	5	5	2
EQ	Pac/Asia x-J St	Invesco Asia Pacific Growth A	ASIAX	18.2	-59.2	02/09	20.4	13.8	18.1	5	0.81	1.20	0.91	4	5	5	4
EQ	Pac/Asia x-J St	Fidelity Adv Emerging Asia A	FEAAX	17.3	-57.1	02/09	22.7	14.2	18.2	5	0.69	1.10	0.86	4	4	2	2
EQ	Pac/Asia x-J St	iShs MSCI Singapore Index	EWS	17.1	-59.0	02/09	22.8	15.3	16.8	5	0.67	1.00	0.91	4	4	4	3
EQ	Pac/Asia x-J St	iShs MSCI Australia Index	EWA	15.9	-62.7	02/09	23.5	15.8	20.0	5	0.60	0.90	0.71	3	3	3	4
EQ	Pac/Asia x-J St	iShs MSCI Pacific ex-Japan	EPP	15.5	-60.6	02/09	21.7	14.8	19.2	5	0.63	0.93	0.72	3	4	3	4
EQ	Pac/Asia x-J St	Matthews Korea Investor	MAKOX	16.3	-67.4	02/09	27.1	16.6	22.5	5	0.54	0.88	0.65	2	3	4	3
EQ	Pac/Asia x-J St	iShs MSCI South Korea Cap Idx	EWY	15.6	-68.7	02/09	29.1	18.6	23.7	5	0.48	0.75	0.58	2	2	2	2
EQ	Pac/Asia x-J St	Fidelity Emerging Asia	FSEAX	16.1	-63.9	02/09	22.5	15.0	29.2	5	0.64	0.96	0.49	1	1	2	2
EQ	Pac/Asia x-J St	Guinness Atkinson Asia Focus	IASMX	13.8	-68.5	02/09	27.0	18.3	27.0	5	0.45	0.66	0.45	1	1	1	2
EQ	Pac/Asia x-J St	Ivy Pacific Oppor A	IPOAX	12.9	-60.9	02/09	24.1	16.2	22.9	5	0.46	0.69	0.49	1	1	1	1
EQ	Pac/Asia x-J St	Eaton Vance Asian Sm Co A	EVASX	12.6	-72.0	11/08	25.3	17.7	33.5	5	0.43	0.61	0.32	1	1	2	4
EQ	Pac/Asia x-J St	Goldman Sachs Asia Eqty A	GSAGX	11.3	-66.0	02/09	23.9	16.3	26.8	5	0.40	0.59	0.36	1	1	1	1
EQ	Real Estate	CGM Realty	CGMRX	19.6	-65.2	02/09	28.1	18.3	20.9	5	0.64	0.98	0.86	5	1	1	1
EQ	Real Estate	Nuveen Real Est Securities I	FARCX	13.9	-65.5	02/09	24.5	17.5	20.8	5	0.50	0.70	0.59	5	4	4	3
EQ	Real Estate	Neuberm Real Est Tr	NBRFX	13.9	-65.0	02/09	25.0	17.4	20.3	5	0.49	0.70	0.60	5	5	3	2
EQ	Real Estate	Cohen & Steers Insl Real Shrs	CSRIX	13.6	-67.6	02/09	25.3	17.8	22.4	5	0.47	0.67	0.53	5	4	2	3
EQ	Real Estate	Mgrs Real Est Securities	MRESX	13.0	-66.8	02/09	25.3	18.0	21.1	5	0.45	0.63	0.54	5	4	3	2
EQ	Real Estate	REMS Real Est Val Oppor Insl	HLRRX	12.4	-59.2	02/09	23.5	16.2	15.8	5	0.45	0.66	0.68	5	5	2	5
EQ	Real Estate	Fidelity Real Est Income	FRIFX	8.4	-38.6	02/09	9.7	7.2	10.6	3	0.69	0.93	0.63	5	5	5	5
EQ	Real Estate	Morg Stan Inst US Real Est I	MSUSX	13.1	-68.1	02/09	24.7	17.5	23.0	5	0.46	0.65	0.50	4	3	2	2
EQ	Real Estate	ING Real Est Instl	CRARX	12.9	-67.5	02/09	25.5	18.3	22.1	5	0.44	0.61	0.51	4	4	3	2
EQ	Real Estate	E.I.I. Realty Sec Instl	EIIRX	12.8	-67.3	02/09	25.1	18.0	22.6	5	0.44	0.61	0.49	4	3	4	2
EQ	Real Estate	Natixis AEW Real Est Y	NRFYX	12.6	-69.0	02/09	25.8	18.3	23.6	5	0.42	0.59	0.46	4	3	4	2
EQ	Real Estate	DWS RREEF Real Est Sec Inst	RRRRX	12.6	-69.1	02/09	25.7	18.4	23.2	5	0.42	0.59	0.47	4	3	3	3
EQ	Real Estate	JPMorgan Realty Income Instl	URLTX	12.4	-69.1	02/09	26.4	19.2	23.3	5	0.41	0.56	0.46	4	3	4	2
EQ	Real Estate	Principal Real Est Sec R2	PRENX	12.4	-66.1	02/09	24.1	17.3	22.7	5	0.44	0.62	0.47	4	4	2	2

EQ	Real Estate	Vanguard REIT Index Inv	VGSIX	12.3	-68.3	02/09	25.8	18.4	22.8	5	0.41	0.57	0.47	4	4	3	3
EQ	Real Estate	GMO Real Est III	GMORX	12.3	-66.4	02/09	25.1	17.9	22.0	5	0.42	0.59	0.48	4	4	4	2
EQ	Real Estate	T. Rowe Price Real Est	TRREX	12.3	-70.4	02/09	26.6	18.6	24.0	5	0.40	0.57	0.44	3	3	3	2
EQ	Real Estate	Oppenheimer Real Est A	OREAX	12.2	-68.4	02/09	25.8	18.2	23.4	5	0.40	0.57	0.45	3	2	2	2
EQ	Real Estate	Invesco Real Est C	IARCX	11.9	-66.4	02/09	23.6	17.0	22.9	5	0.43	0.60	0.45	3	2	2	3
EQ	Real Estate	SPDR Dow Jones REIT	RWR	11.9	-70.4	02/09	26.5	19.0	24.6	5	0.38	0.53	0.41	3	3	3	2
EQ	Real Estate	Fidelity Advisor Real Est A	FHEAX	11.9	-71.2	02/09	27.5	19.3	23.8	5	0.37	0.53	0.43	3	3	2	2
EQ	Real Estate	Virtus Real Est Securities A	PHRAX	11.8	-67.7	02/09	25.2	18.1	23.2	5	0.40	0.55	0.43	3	3	2	1
EQ	Real Estate	TIAA-CREF Real Est Sec Instl	TIREX	11.4	-69.5	02/09	25.1	18.0	24.6	5	0.39	0.54	0.40	3	3	3	3
EQ	Real Estate	Colum Real Est Eqty Z	CREEX	11.4	-65.5	02/09	24.2	17.4	22.2	5	0.40	0.56	0.44	3	4	3	2
EQ	Real Estate	Pioneer Real Est A	PWREX	11.4	-69.8	02/09	25.8	18.4	24.6	5	0.37	0.53	0.39	3	2	3	2
EQ	Real Estate	Dela Pooled RI Est Inv Tr II	DPRTX	11.4	-65.9	02/09	24.2	17.5	22.3	5	0.40	0.55	0.43	3	3	4	2
EQ	Real Estate	REMS Real Est Inc 50/50 Instl	RREIX	7.8	-48.2	02/09	13.3	9.7	15.5	4	0.46	0.63	0.40	3	2	1	5
EQ	Real Estate	ASTON/Harrison Street RI Est	ARFCX	11.8	-71.6	02/09	25.2	18.3	26.2	5	0.40	0.55	0.39	2	3	4	4
EQ	Real Estate	iShs Cohen & Steers Real Mjs	ICF	11.7	-72.6	02/09	27.5	19.7	26.8	5	0.36	0.51	0.37	2	2	3	2
EQ	Real Estate	American Cent Real Est Inv	REACX	11.6	-71.0	02/09	26.7	19.5	25.3	5	0.37	0.51	0.39	2	2	4	3
EQ	Real Estate	SSgA Clarion Real Est Instl	SSREX	11.1	-70.0	02/09	25.5	18.8	26.4	5	0.37	0.50	0.36	2	1	3	2
EQ	Real Estate	JPMorgan US Real Est A	SUSIX	11.0	-71.3	02/09	26.5	18.9	25.4	5	0.35	0.49	0.37	2	1	2	1
EQ	Real Estate	iShs Dow Jones US Real Est	IYR	11.0	-69.7	02/09	25.0	18.2	25.3	5	0.37	0.51	0.37	2	3	3	4
EQ	Real Estate	Goldman Sachs Real Est A	GREAX	10.9	-69.9	02/09	25.4	18.6	25.6	5	0.36	0.49	0.36	2	2	3	2
EQ	Real Estate	Ivy Real Est Securities A	IRSAX	10.6	-67.2	02/09	24.0	17.5	23.9	5	0.37	0.51	0.37	2	2	1	2
EQ	Real Estate	Johnson Realty	JRLTX	10.6	-69.6	02/09	25.7	18.7	25.4	5	0.34	0.47	0.35	2	2	3	2
EQ	Real Estate	Delaware REIT A	DPREX	10.4	-66.4	02/09	24.4	17.6	22.6	5	0.36	0.50	0.39	2	2	3	2
EQ	Real Estate	Cohen & Steers Realty Inc A	CSEIX	10.3	-68.3	02/09	24.8	17.7	22.4	5	0.35	0.49	0.39	2	4	2	2
EQ	Real Estate	Alpine Real Inc & Grth Instl	AIGYX	10.1	-75.4	02/09	27.2	19.7	27.6	5	0.31	0.43	0.30	1	2	3	2
EQ	Real Estate	Forward Real Est Inv	FFREX	9.6	-66.7	02/09	23.1	17.4	25.0	5	0.34	0.45	0.31	1	2	2	3
EQ	Real Estate	Davis Real Est A	RPRFX	9.3	-69.9	03/09	24.1	17.6	27.0	5	0.32	0.43	0.28	1	1	2	1
EQ	Real Estate	Franklin Real Est Sec A	FREEX	7.7	-72.8	02/09	24.5	18.2	30.4	5	0.24	0.33	0.20	1	1	2	2
EQ	Real Estate	ProFunds Real Est UltSect Inv	REPIX	7.6	-88.8	02/09	37.2	27.7	47.4	5	0.16	0.21	0.12	1	1	2	3
EQ	Real Estate	Forward Select Income A	KIFAX	6.6	-64.2	11/08	19.2	14.0	19.0	5	0.25	0.35	0.26	1	5	5	5
EQ	Real Estate	Spirit of Am RI Est Inc & Gr	SOAAX	6.3	-74.6	02/09	27.1	20.1	28.9	5	0.17	0.23	0.16	1	1	1	2
EQ	Real Estate	Forward Real Est Long/Short A	KSRAX	6.3	-78.3	02/09	25.8	20.1	34.1	5	0.18	0.23	0.13	1	1	2	3
EQ	Small Blend	Dreyfus Opportunistic Sm Cap	DSCVX	16.6	-44.6	02/09	24.1	15.0	13.4	5	0.62	0.99	1.11	5	5	1	2
EQ	Small Blend	Transamerica Sm/Mid Cap Val A	IIVAX	15.8	-52.8	02/09	20.6	13.1	15.1	5	0.69	1.08	0.94	5	2	2	2
EQ	Small Blend	Paradigm Value	PVFAX	15.7	-47.6	02/09	18.4	11.7	13.3	5	0.76	1.19	1.05	5	3	2	1
EQ	Small Blend	Fidelity Small Cap Discy	FSCRX	14.4	-49.7	02/09	20.1	13.2	12.9	5	0.63	0.96	0.99	5	5	5	5
EQ	Small Blend	Lord Abbett Micro Cap Value I	LMVYX	14.2	-53.5	02/09	19.7	13.5	15.8	5	0.63	0.93	0.79	5	2	2	3
EQ	Small Blend	Hnk Hrz Burkenroad Sm Cap A	HHBUX	14.2	-41.8	02/09	17.9	11.7	10.6	4	0.70	1.07	1.18	5	5	5	4
EQ	Small Blend	Neub Berm Intrinsic Val Instl	NINLX	14.1	-52.0	02/09	21.3	14.2	15.5	5	0.58	0.87	0.80	5	4	1	3
EQ	Small Blend	RidgeWorth Sm Cap Val Eqty I	SCETX	13.9	-48.5	02/09	18.1	12.3	13.9	5	0.67	0.99	0.87	5	5	4	3
EQ	Small Blend	Homestead Small Company Stock	HSCSX	13.7	-49.6	02/09	19.3	11.9	12.8	5	0.62	1.01	0.93	5	5	5	5
EQ	Small Blend	Royce Select I Invmt	RYSFX	13.6	-38.8	02/09	17.3	11.6	9.6	5	0.69	1.03	1.24	5	5	1	1
EQ	Small Blend	Natixis Vaughan Nel Sm Cp Val	NEFJX	13.5	-37.1	02/09	16.9	10.7	9.6	5	0.70	1.10	1.22	5	5	2	2
EQ	Small Blend	Wells Far Adv Sm Cap Val Inv	SSMVX	13.4	-50.6	02/09	19.2	12.8	14.2	5	0.61	0.91	0.82	5	2	2	4
EQ	Small Blend	Lord Abbett Small Cap Value A	LRSCX	13.3	-46.7	02/09	19.6	12.9	13.1	5	0.59	0.90	0.89	5	2	1	1
EQ	Small Blend	Stratton Small-Cap Value	STSCX	13.2	-47.9	02/09	18.0	11.8	14.5	5	0.64	0.97	0.79	5	3	4	4
EQ	Small Blend	FMI Focus	FMIOX	12.5	-46.7	02/09	19.5	12.6	13.0	5	0.55	0.85	0.83	5	5	3	2
EQ	Small Blend	TETON Westwood Mighty Mites A	WEMMX	12.4	-37.5	02/09	13.8	8.7	10.2	5	0.78	1.23	1.05	5	5	5	4
EQ	Small Blend	Thrivent Partner Sm Cap Val A	AALVX	12.4	-48.9	02/09	19.2	12.7	13.2	5	0.56	0.84	0.81	5	3	2	2
EQ	Small Blend	Artisan Small Cap Value Inv	ARTVX	11.9	-47.5	02/09	19.0	12.8	12.7	5	0.54	0.80	0.81	5	3	1	1
EQ	Small Blend	Fidelity Advisor Small Cap A	FSCDX	11.1	-36.1	02/09	16.1	10.5	10.3	5	0.59	0.90	0.91	5	2	1	1

EQ	Small Blend	Tributary Small Company Instl	FOSCX	10.8	-44.5	02/09	17.6	11.7	11.0	5	0.52	0.78	0.83	5	5	4	2
EQ	Small Blend	Royce Special Eqty Invmt	RYSEX	10.8	-34.6	02/09	14.7	9.5	8.7	4	0.61	0.96	1.04	5	5	4	3
EQ	Small Blend	Dreyfus/The Bos Co Sm Cp Val	STSVX	13.1	-52.1	02/09	19.3	12.9	15.9	5	0.59	0.89	0.72	4	4	3	4
EQ	Small Blend	RS Partners A	RSPFX	13.0	-53.5	02/09	18.8	12.9	17.2	5	0.60	0.88	0.66	4	3	2	3
EQ	Small Blend	Vanguard Tax-Mgd Sm Cap Adm	VTMSX	12.3	-51.6	02/09	19.2	12.9	14.8	5	0.55	0.82	0.72	4	4	5	4
EQ	Small Blend	iShs Core S&P Small-Cap ETF	IJR	12.2	-52.1	02/09	19.3	13.0	15.1	5	0.55	0.81	0.69	4	4	5	4
EQ	Small Blend	Dreyfus Small Cap Stock Index	DISSX	12.2	-51.9	02/09	19.3	13.0	15.1	5	0.55	0.81	0.70	4	4	5	4
EQ	Small Blend	Schwab Small Cap Index	SWSSX	12.2	-54.1	02/09	20.5	13.7	15.2	5	0.51	0.77	0.69	4	4	3	4
EQ	Small Blend	ING JPMorg Sm Cp Core Eq Pt S	IJSSX	12.2	-49.5	02/09	18.5	12.6	14.9	5	0.57	0.83	0.70	4	5	4	5
EQ	Small Blend	Colum Small Cap Index A	NMSAX	11.9	-52.2	02/09	19.3	13.1	15.2	5	0.53	0.78	0.67	4	4	5	4
EQ	Small Blend	ING Small Company Port I	IVCSX	11.9	-48.2	02/09	18.4	12.4	13.5	5	0.55	0.82	0.75	4	4	3	3
EQ	Small Blend	Gr-West Loom Sy Sm Cp Val Ini	MXLSX	11.7	-49.3	02/09	17.8	12.3	14.8	5	0.56	0.81	0.67	4	4	4	3
EQ	Small Blend	ING Small Company I	AESGX	11.7	-48.2	02/09	18.4	12.4	13.6	5	0.54	0.80	0.73	4	3	3	3
EQ	Small Blend	Capital Mgmt Sm Cap Instl	CMSSX	11.3	-44.7	02/09	17.4	11.8	13.1	5	0.55	0.82	0.73	4	3	5	4
EQ	Small Blend	Saratoga Sm Capitalization I	SSCPX	10.4	-47.6	02/09	16.9	11.5	13.3	5	0.52	0.76	0.66	4	3	2	3
EQ	Small Blend	Eaton V Tx-Mgd Sm-Cap Val A	ESVAX	10.1	-44.1	02/09	16.3	10.8	11.6	5	0.52	0.78	0.73	4	4	2	2
EQ	Small Blend	WF Adv Intrns SmCpVal Inv	SCOVX	12.1	-52.3	02/09	20.4	13.7	17.9	5	0.51	0.75	0.58	3	3	1	3
EQ	Small Blend	Shelton S&P Smcap Idx Direct	SMCIX	11.9	-52.2	02/09	19.1	12.9	15.6	5	0.53	0.78	0.65	3	4	5	4
EQ	Small Blend	Gr-West S&P SmCp 600® I Init	MXISX	11.8	-52.4	02/09	19.3	13.0	15.4	5	0.52	0.77	0.65	3	4	4	3
EQ	Small Blend	SA US Small Company	SAUMX	11.7	-55.4	02/09	20.5	13.8	16.7	5	0.49	0.72	0.60	3	4	4	4
EQ	Small Blend	Harbor Small Cap Value Instl	HASCX	11.5	-53.5	02/09	19.6	13.6	15.4	5	0.50	0.72	0.64	3	2	4	3
EQ	Small Blend	TIAA-CREF Sm-Cap Blnd Idx Ins	TISBX	11.5	-52.6	02/09	20.1	13.7	15.9	5	0.49	0.71	0.62	3	3	3	4
EQ	Small Blend	iShs Russell 2000 Index	IWM	11.5	-52.7	02/09	20.1	13.7	15.9	5	0.49	0.71	0.62	3	3	3	4
EQ	Small Blend	CRM Small Cap Value Inv	CRMSX	11.4	-49.3	02/09	19.0	13.0	16.1	5	0.51	0.75	0.60	3	2	1	5
EQ	Small Blend	Amer Beacon Sm Cap Idx Inst	ASCIX	11.4	-52.9	02/09	20.1	13.7	16.0	5	0.48	0.70	0.61	3	3	3	4
EQ	Small Blend	JPMorgan US Sm Company Instl	JUSSX	11.3	-54.9	02/09	20.4	13.8	17.1	5	0.47	0.69	0.56	3	4	3	4
EQ	Small Blend	Principal SmCp S&P 600 Idx R2	PSSNX	11.3	-52.7	02/09	19.2	13.1	15.7	5	0.50	0.73	0.61	3	3	4	3
EQ	Small Blend	FMC Strategic Value	FMSVX	11.3	-56.5	02/09	21.0	13.9	17.3	5	0.46	0.69	0.55	3	1	1	1
EQ	Small Blend	WF Adv Sm/Md Cap Val Inv	SMMVX	11.2	-56.7	02/09	21.3	14.5	16.6	5	0.44	0.65	0.57	3	1	1	1
EQ	Small Blend	Northern Small Cap Index	NSIDX	11.1	-53.2	02/09	20.1	13.8	16.2	5	0.47	0.68	0.58	3	3	3	3
EQ	Small Blend	GuideSt Fds Sm Cap Eqty GS2	GSCYX	11.0	-53.6	02/09	19.0	13.1	16.9	5	0.49	0.71	0.55	3	3	5	3
EQ	Small Blend	GE Instl Small-Cap Eqty Inv	GSVIX	11.0	-51.6	02/09	18.1	12.6	15.7	5	0.51	0.73	0.59	3	3	5	3
EQ	Small Blend	JHVIT Sm Cap Idx Trust Ser I	JESIX	10.9	-53.1	02/09	20.1	13.8	16.2	5	0.46	0.67	0.57	3	3	3	3
EQ	Small Blend	Nuveen Small Cap Index A	FMDAX	10.9	-52.9	02/09	20.1	13.7	16.1	5	0.46	0.67	0.57	3	3	2	3
EQ	Small Blend	MassMutual Select Sm Co Val A	MMYAX	10.8	-49.6	02/09	18.9	12.9	13.9	5	0.48	0.71	0.65	3	2	1	2
EQ	Small Blend	BlackRock Small Cap Index A	MDSKX	10.8	-53.5	02/09	20.1	13.8	16.5	5	0.45	0.66	0.55	3	3	3	3
EQ	Small Blend	Northern Small Cap Core	NSGRX	10.7	-50.9	02/09	19.2	13.3	16.4	5	0.47	0.68	0.55	3	3	4	4
EQ	Small Blend	Invesco Small Cap Eqty A	SMEAX	10.7	-48.5	02/09	18.6	12.8	14.4	5	0.48	0.70	0.63	3	2	3	1
EQ	Small Blend	Royce Tot Return Invmt	RYTRX	10.5	-47.9	02/09	15.8	11.0	13.5	4	0.55	0.79	0.65	3	3	4	4
EQ	Small Blend	Eaton Vance Small-Cap Value A	EAVSX	9.2	-47.6	02/09	16.5	11.3	13.5	5	0.45	0.67	0.56	3	3	1	2
EQ	Small Blend	Keeley Small Cap Value A	KSCVX	13.0	-60.0	02/09	22.1	15.5	21.1	5	0.51	0.73	0.54	2	1	2	4
EQ	Small Blend	Aberdeen Small Cap A	GSXAX	12.4	-61.4	02/09	21.2	14.6	23.1	5	0.50	0.73	0.46	2	1	1	1
EQ	Small Blend	Bogle Small Cap Growth Instl	BOGIX	12.0	-63.3	02/09	22.2	15.5	22.4	5	0.46	0.66	0.46	2	3	4	3
EQ	Small Blend	DFA Tax-Managed US Small Cap	DFTSX	11.6	-57.3	02/09	20.5	14.0	18.5	5	0.48	0.71	0.54	2	2	4	4
EQ	Small Blend	TIAA-CREF Sm-Cap Eqty Instl	TISEX	11.0	-54.2	02/09	20.0	13.7	17.3	5	0.47	0.68	0.54	2	3	2	2
EQ	Small Blend	Bridgeway Ultra-Sm Co Market	BRSIX	10.9	-56.6	02/09	20.6	13.9	19.5	5	0.45	0.66	0.47	2	2	3	4
EQ	Small Blend	Oppen Main Street Sm- & Md-Cp	OPMSX	10.9	-58.1	02/09	21.0	13.9	17.4	5	0.44	0.66	0.52	2	2	2	1
EQ	Small Blend	Putnam Capital Oppor A	PCOAX	10.6	-57.5	02/09	20.1	13.5	18.5	5	0.45	0.66	0.48	2	3	1	1
EQ	Small Blend	Quaker Small-Cap Value A	QUSVX	10.6	-54.2	02/09	18.9	13.0	18.6	5	0.47	0.69	0.48	2	2	3	1
EQ	Small Blend	Colum Select Smer-Cap Val A	SSCVX	10.6	-58.3	02/09	21.9	15.0	18.5	5	0.41	0.59	0.48	2	2	1	1
EQ	Small Blend	JPMorgan Sm Cap Core Select	VSSCX	10.5	-54.3	02/09	20.2	14.0	17.5	5	0.44	0.63	0.51	2	3	3	4

EQ	Small Blend	Fidelity Small Cap Stock	FSLCX	10.5	-55.9	02/09	21.6	14.9	16.5	5	0.41	0.59	0.53	2	2	1	1
EQ	Small Blend	Nuveen Small Cap Value A	FSCAX	10.5	-52.8	02/09	19.3	13.3	16.6	5	0.46	0.66	0.53	2	3	3	1
EQ	Small Blend	Delaware Small Cap Core A	DCCAX	10.5	-54.1	02/09	19.3	13.3	17.8	5	0.45	0.66	0.49	2	4	3	2
EQ	Small Blend	SEI Insl Mgd Tax-Mgd Sm Cap A	STMSX	10.4	-55.9	02/09	19.5	13.6	18.2	5	0.45	0.64	0.48	2	2	2	2
EQ	Small Blend	TETON Westwood SmCap Eqty AAA	WESCX	10.4	-59.8	02/09	22.3	15.1	17.8	5	0.39	0.58	0.49	2	2	1	1
EQ	Small Blend	VALIC Company I Small Cap	VCSMX	10.2	-54.3	02/09	18.9	12.9	17.4	5	0.45	0.66	0.49	2	4	4	3
EQ	Small Blend	Nationwide Small Cap Index A	GMRAX	10.2	-53.5	02/09	20.1	13.8	16.5	5	0.42	0.61	0.51	2	2	2	2
EQ	Small Blend	State Farm Sm Cp Idx A Legacy	SMIAX	10.1	-53.7	02/09	20.1	13.9	16.8	5	0.42	0.60	0.50	2	2	2	2
EQ	Small Blend	Timothy Plan Small Cap Val A	TPLNX	10.0	-50.5	02/09	18.9	13.0	16.1	5	0.44	0.64	0.52	2	2	4	3
EQ	Small Blend	Transam Part Instl Sm Core	DISEX	10.0	-55.3	02/09	19.1	13.2	17.9	5	0.43	0.63	0.46	2	3	4	4
EQ	Small Blend	PACE Sm/Medium Co Val Eqty P	PCSVX	10.0	-57.2	02/09	20.3	14.0	17.6	5	0.41	0.59	0.47	2	3	2	3
EQ	Small Blend	ING Index Plus SmCap Port I	IPSIX	9.9	-55.6	02/09	19.3	13.2	18.3	5	0.43	0.62	0.45	2	3	3	3
EQ	Small Blend	Gr-West Ariel Sm Cap Val Init	MXSCX	9.9	-62.9	02/09	22.4	15.1	18.5	5	0.37	0.54	0.44	2	3	1	4
EQ	Small Blend	ProFunds Small Cap Inv	SLPIX	9.8	-53.6	02/09	20.0	13.8	17.1	5	0.40	0.58	0.47	2	2	2	3
EQ	Small Blend	Principal SmallCap Blnd R2	PSBNX	9.7	-54.8	02/09	19.2	13.6	18.6	5	0.41	0.58	0.43	2	2	3	3
EQ	Small Blend	USAA Small Cap Stock	USCAX	9.7	-54.8	02/09	18.4	12.9	17.6	5	0.43	0.62	0.45	2	3	4	3
EQ	Small Blend	Transamerica Partners Sm Core	DVPEX	9.6	-55.5	02/09	19.0	13.2	18.2	5	0.41	0.60	0.44	2	3	3	3
EQ	Small Blend	Transam Part Instl Sm Val	DIVSX	9.6	-52.3	02/09	18.5	12.9	16.5	5	0.43	0.61	0.48	2	4	5	4
EQ	Small Blend	ClearBridge Small Cap Value A	SBVAX	9.5	-56.2	02/09	20.0	14.0	17.4	5	0.39	0.55	0.44	2	2	1	2
EQ	Small Blend	Transamerica Partners Sm Val	DVS VX	8.9	-52.7	02/09	18.4	13.0	16.8	4	0.39	0.55	0.43	2	3	5	4
EQ	Small Blend	Rydex Russell 2000 1.5x St H	RYMKX	12.2	-72.4	02/09	30.3	20.8	28.0	5	0.35	0.51	0.38	1	1	1	3
EQ	Small Blend	Kinetics Sm Cap Oppor No Load	KSCOX	11.8	-67.1	02/09	21.1	15.0	27.7	5	0.48	0.67	0.36	1	1	3	4
EQ	Small Blend	ProFunds UltraSmall Cap Inv	UAPIX	11.5	-84.2	02/09	40.3	27.9	40.7	5	0.24	0.35	0.24	1	1	1	3
EQ	Small Blend	Munder Micro-Cap Eqty A	MMEAX	10.9	-64.3	02/09	21.1	14.6	23.9	5	0.43	0.63	0.38	1	2	5	4
EQ	Small Blend	American Cent Sm Company Inv	ASQIX	10.3	-58.9	02/09	19.4	13.4	22.3	5	0.44	0.64	0.39	1	2	4	3
EQ	Small Blend	Fidelity Stock Selector Sm Cp	FDS CX	9.6	-61.0	02/09	20.5	14.3	21.5	5	0.38	0.55	0.37	1	1	3	2
EQ	Small Blend	LM Battery US Sm Cap Eq I	LMSIX	9.3	-55.6	02/09	19.7	13.6	18.2	5	0.39	0.56	0.42	1	3	3	3
EQ	Small Blend	Westcore Sm-Cap Opportunity	WTSCX	9.3	-57.2	02/09	19.5	13.6	20.7	5	0.39	0.56	0.37	1	1	1	1
EQ	Small Blend	MH Elite Sm Cap Fund of Funds	MHELX	9.1	-56.5	02/09	19.4	13.6	19.4	5	0.38	0.54	0.38	1	1	1	2
EQ	Small Blend	DWS Small Cap Core S	SSLCX	9.0	-58.1	02/09	20.3	14.3	21.3	5	0.36	0.51	0.34	1	2	4	3
EQ	Small Blend	Thrivent Small Cap Stock A	AASMX	8.7	-52.9	02/09	18.6	12.8	19.0	5	0.37	0.55	0.37	1	1	1	1
EQ	Small Blend	Gold Sachs Str Sm Cap Eq A	GCSAX	8.4	-58.8	02/09	20.4	14.1	20.3	5	0.33	0.48	0.33	1	3	2	1
EQ	Small Blend	St Farm Sm/Md Cp Eqty A Leg	SFSAX	8.4	-58.3	02/09	20.5	14.7	21.3	5	0.33	0.45	0.31	1	1	3	2
EQ	Small Blend	MassMut Pre Sm/Mid Cap Opps A	DLBMX	8.3	-58.1	02/09	20.8	14.0	17.5	5	0.32	0.47	0.38	1	3	3	2
EQ	Small Blend	STAAR Smaller Company Stock	SITSX	8.2	-49.9	02/09	16.2	11.3	18.1	5	0.40	0.57	0.36	1	1	1	2
EQ	Small Blend	PNC Multi Factor Sm Cap Val I	PMUIX	7.7	-55.3	02/09	17.5	12.4	21.3	5	0.34	0.48	0.28	1	2	4	3
EQ	Small Blend	SunAmerica Foc Sm-Cap Val A	SSSAX	7.0	-53.4	02/09	21.0	14.9	18.9	5	0.25	0.35	0.28	1	1	1	1
EQ	Small Blend	Hennessy Cornerstone Grth Inv	HFCGX	6.8	-58.1	02/09	21.9	15.5	29.3	5	0.23	0.33	0.17	1	1	1	5
EQ	Small Blend	Direxion Mthly Sm Cap Bull 2X	DXRLX	1.9	-92.0	02/09	42.7	32.0	51.1	5	0.00	0.00	0.00	1	1	2	3
EQ	Small Growth	BMO Small-Cap Growth Y	MRSCX	15.0	-53.0	02/09	21.1	13.8	17.1	5	0.63	0.96	0.78	5	5	2	2
EQ	Small Growth	Lord Abbett Micro Cap Grth I	LMIYX	15.0	-55.3	02/09	22.2	14.8	18.5	5	0.60	0.90	0.72	5	5	2	1
EQ	Small Growth	Satuit Capital US Emerging Co	SATMX	14.6	-53.8	02/09	21.0	13.7	15.6	5	0.61	0.94	0.82	5	5	2	3
EQ	Small Growth	JPMorgan Small Cap Eqty A	VSEAX	14.6	-42.5	02/09	16.7	10.9	11.6	4	0.77	1.18	1.11	5	5	5	5
EQ	Small Growth	Royce Value Plus Svc	RYVPX	14.2	-54.0	02/09	20.8	13.8	17.6	5	0.60	0.91	0.71	5	1	1	2
EQ	Small Growth	TimesSquare Sm Cap Grth Instl	TSCIX	13.6	-44.3	02/09	17.2	11.4	12.5	5	0.69	1.04	0.95	5	5	5	5
EQ	Small Growth	SPDR S&P 600 Sm Cap Grth ETF	SLYG	13.3	-54.1	02/09	20.2	13.5	15.4	5	0.57	0.86	0.75	5	5	5	5
EQ	Small Growth	Buffalo Small Cap	BUFSX	13.2	-43.7	02/09	19.8	12.6	13.2	5	0.58	0.91	0.87	5	5	2	5
EQ	Small Growth	ASTON/TAMRO Small Cap N	ATASX	13.1	-46.5	02/09	19.7	13.1	14.2	5	0.58	0.87	0.80	5	5	4	4
EQ	Small Growth	Wells Far Adv Sm Cap Opp Adm	NVSOX	13.0	-45.8	02/09	16.9	11.4	12.5	5	0.67	1.00	0.91	5	3	3	5
EQ	Small Growth	T. Rowe Price Insl Sm-Cap Stk	TRSSX	13.0	-50.2	02/09	19.0	12.6	14.2	5	0.60	0.90	0.79	5	5	5	5
EQ	Small Growth	Schroder US Oppor Inv	SCUIX	12.9	-45.3	02/09	16.8	11.3	12.3	5	0.67	0.99	0.91	5	3	3	5

EQ	Small Growth	Royce Heritage Svc	RGFAX	12.8	-51.4	02/09	20.4	13.6	14.1	5	0.54	0.82	0.79	5	4	2	2
EQ	Small Growth	ING SmallCap Oppor Port I	IVSOX	12.4	-49.0	02/09	18.9	12.7	13.9	5	0.57	0.84	0.77	5	4	5	4
EQ	Small Growth	iShs S&P SmallCap 600 Growth	IJT	12.3	-51.5	02/09	18.8	12.7	14.9	5	0.56	0.83	0.71	5	4	5	5
EQ	Small Growth	T. R Pr Divr Sm Cap Grth	PRDSX	12.0	-48.7	02/09	19.2	12.9	14.3	5	0.54	0.80	0.72	5	5	5	4
EQ	Small Growth	Conestoga Small Cap	CCASX	12.0	-42.3	02/09	17.5	11.4	11.6	4	0.59	0.90	0.88	5	5	5	5
EQ	Small Growth	WesMark Small Company Growth	WMKSX	11.3	-47.0	02/09	19.6	13.1	13.5	5	0.49	0.74	0.71	5	3	2	2
EQ	Small Growth	Needham Small Cap Growth	NESGX	11.2	-35.8	02/09	18.8	11.7	11.7	5	0.51	0.81	0.82	5	4	1	1
EQ	Small Growth	Pioneer Oak Ridge Sm Cp Grth	ORIGX	11.0	-43.3	02/09	17.5	11.7	11.9	5	0.53	0.79	0.78	5	4	3	3
EQ	Small Growth	Needham Aggressive Growth	NEAGX	10.8	-38.7	02/09	18.0	11.5	11.8	5	0.50	0.79	0.77	5	5	1	1
EQ	Small Growth	Loom Sy Sm Cap Grth Instl	LSSIX	13.4	-51.0	02/09	19.6	13.1	16.9	5	0.60	0.89	0.69	4	4	5	3
EQ	Small Growth	Federated Kaufmann Sm Cap A	FKASX	13.2	-56.2	02/09	22.0	14.3	18.1	5	0.52	0.80	0.63	4	2	1	1
EQ	Small Growth	Hartford Small Company HLS IA	HIASX	12.9	-52.7	02/09	19.7	13.5	17.6	5	0.57	0.83	0.64	4	2	3	3
EQ	Small Growth	Hartford SmallCap Grth HLS IA	HISCX	12.9	-53.9	02/09	20.1	13.5	17.0	5	0.56	0.83	0.66	4	5	5	5
EQ	Small Growth	BlkRk Sm Cap Grth Eqty Instl	PSGIX	12.7	-50.7	02/09	20.7	14.3	15.9	5	0.53	0.77	0.69	4	2	2	2
EQ	Small Growth	Vanguard Sm Cap Grth Idx Inv	VISGX	12.7	-53.5	02/09	20.6	13.9	15.8	5	0.53	0.79	0.70	4	4	4	5
EQ	Small Growth	Turner Emerging Growth Inv	TMCGX	12.7	-53.1	02/09	19.6	13.7	17.7	5	0.56	0.80	0.62	4	1	3	2
EQ	Small Growth	Lord Abbett Alpha Strategy A	ALFAX	12.7	-52.8	02/09	18.9	13.0	16.4	5	0.58	0.84	0.67	4	2	2	2
EQ	Small Growth	ClearBridge Small Cap Grth A	SASMX	12.4	-50.5	02/09	19.5	13.4	15.6	5	0.55	0.80	0.69	4	3	5	2
EQ	Small Growth	Brown Advy Sm-Cap Grth Inv	BIASX	12.0	-49.9	02/09	20.5	14.0	16.0	5	0.50	0.73	0.65	4	4	3	3
EQ	Small Growth	TCW Small Cap Growth I	TGSCX	12.0	-49.8	02/09	22.0	14.9	15.6	5	0.47	0.69	0.66	4	2	1	1
EQ	Small Growth	Eagle Small Cap Growth A	HRSCX	11.9	-51.0	02/09	19.7	13.4	14.9	5	0.52	0.75	0.68	4	4	4	1
EQ	Small Growth	Colum Acorn USA Z	AUSAX	11.8	-53.2	02/09	19.5	12.9	15.9	5	0.52	0.78	0.63	4	3	3	4
EQ	Small Growth	Wanger USA	WUSAX	11.7	-52.9	02/09	19.3	12.7	15.8	5	0.52	0.78	0.63	4	3	3	4
EQ	Small Growth	iShs Russell 2000 Grth Index	IWO	11.6	-52.2	02/09	20.7	14.0	16.0	5	0.47	0.70	0.61	4	4	3	4
EQ	Small Growth	Rusl Tx-Mgd US Md & Sm Cp S	RTSSX	11.5	-52.1	02/09	19.1	13.0	15.2	5	0.51	0.76	0.65	4	4	4	4
EQ	Small Growth	ING SmallCap Oppor A	NSPAX	11.5	-49.3	02/09	19.0	12.8	14.1	5	0.52	0.77	0.70	4	4	4	3
EQ	Small Growth	IronBridge Small Cap Fund	IBSCX	11.5	-49.8	02/09	19.1	13.0	14.4	5	0.51	0.75	0.68	4	2	3	3
EQ	Small Growth	Mgrs Frontier Sm Cap Grth Svc	MSSCX	11.5	-47.5	02/09	18.7	12.6	14.6	5	0.52	0.78	0.67	4	4	2	2
EQ	Small Growth	Harbor Small Cap Growth Instl	HASGX	11.4	-49.4	02/09	20.4	14.0	15.5	5	0.47	0.69	0.62	4	3	2	5
EQ	Small Growth	Virtus Small-Cap Core I	PKSFX	10.3	-48.6	02/09	16.4	11.1	13.7	4	0.52	0.77	0.63	4	5	5	3
EQ	Small Growth	AllianzGI Micro Cap Inst	AMCIX	12.8	-54.7	02/09	23.8	15.8	19.6	5	0.47	0.70	0.56	3	3	2	3
EQ	Small Growth	Principal SmCap Grth I Inst	PGRTX	12.3	-55.4	02/09	20.9	14.3	18.1	5	0.51	0.74	0.58	3	4	4	3
EQ	Small Growth	Alger Small Cap Growth Inst I	ALSRX	12.1	-54.9	02/09	19.8	13.5	18.3	5	0.53	0.77	0.57	3	2	2	3
EQ	Small Growth	Colum Small Cap Growth I Z	CMSCX	12.1	-51.5	02/09	20.2	13.9	17.3	5	0.51	0.74	0.60	3	2	2	3
EQ	Small Growth	Turner Small Cap Growth	TSCEX	12.0	-53.1	02/09	21.4	14.5	17.3	5	0.48	0.71	0.60	3	2	2	3
EQ	Small Growth	AllianzGI U.S. Em Grth Instl	AEMIX	12.0	-59.0	02/09	23.1	15.8	19.7	5	0.44	0.65	0.52	3	3	2	3
EQ	Small Growth	William Blair Sm Cap Grth I	WBSIX	12.0	-56.7	02/09	21.4	14.2	17.5	5	0.48	0.72	0.58	3	3	1	5
EQ	Small Growth	LKCM Small Cap Eqty Instl	LKSCX	11.7	-53.3	02/09	18.9	13.0	16.7	5	0.53	0.77	0.60	3	3	5	2
EQ	Small Growth	Roxbury Small Cap Grth Instl	RSCIX	11.7	-53.0	02/09	20.4	13.7	17.0	5	0.49	0.73	0.59	3	4	3	5
EQ	Small Growth	Baron Small Cap Retail	BSCFX	11.6	-51.5	02/09	18.2	12.6	16.4	5	0.54	0.78	0.60	3	3	4	4
EQ	Small Growth	Invesco Small Cap Discy A	VASCX	11.5	-47.7	02/09	18.1	12.1	17.0	5	0.54	0.80	0.57	3	2	2	2
EQ	Small Growth	Hartford Small Company A	IHSAX	11.4	-52.9	02/09	19.7	13.5	17.9	5	0.49	0.72	0.54	3	1	2	2
EQ	Small Growth	Artisan Small Cap Investor	ARTSX	11.3	-57.8	02/09	19.7	13.3	18.5	5	0.49	0.72	0.52	3	4	5	4
EQ	Small Growth	Franklin Small Cap Growth A	FSGRX	11.2	-55.1	02/09	20.4	13.7	16.8	5	0.46	0.69	0.56	3	5	4	3
EQ	Small Growth	Hartford Small Cap Growth A	HSLAX	11.1	-54.0	02/09	20.1	13.6	17.6	5	0.47	0.69	0.53	3	4	4	3
EQ	Small Growth	RS Small Cap Eqty A	GPSCX	11.1	-49.5	02/09	19.4	13.1	15.8	5	0.49	0.72	0.60	3	4	2	2
EQ	Small Growth	Kalmar Grth-with-Val Sm Cp In	KGSCX	11.0	-51.1	02/09	18.9	12.7	16.2	5	0.49	0.73	0.58	3	3	5	2
EQ	Small Growth	Laudus Sm-Cap MarketMstrs Inv	SWOSX	10.9	-50.0	02/09	19.5	13.2	15.9	5	0.47	0.70	0.58	3	2	2	4
EQ	Small Growth	Royce Low Priced Stock Svc	RYLPX	10.8	-49.9	02/09	21.2	14.3	15.3	5	0.43	0.63	0.59	3	1	1	1
EQ	Small Growth	Invesco Small Cap Growth A	GTSAX	10.7	-50.9	02/09	18.8	12.8	16.0	5	0.48	0.71	0.56	3	3	4	3
EQ	Small Growth	MFS New Discy A	MNDAX	10.7	-53.3	02/09	21.6	14.6	15.3	5	0.42	0.62	0.59	3	5	2	3

EQ	Small Growth	Rice Hall James Sm Cap Instl	RHJMX	10.7	-50.9	02/09	18.5	12.4	15.1	5	0.48	0.72	0.59	3	4	5	2
EQ	Small Growth	ProFunds Small Cap Growth Inv	SGPIX	10.6	-52.7	02/09	18.8	12.9	15.9	5	0.47	0.68	0.56	3	3	4	5
EQ	Small Growth	Waddell & Reed Small Cap A	UNSAX	10.5	-49.6	02/09	18.8	12.4	15.2	5	0.47	0.71	0.58	3	5	2	3
EQ	Small Growth	Lord Abbett Small Cap Blnd A	LSBAX	10.5	-47.9	02/09	18.7	12.7	14.9	5	0.47	0.69	0.59	3	1	1	1
EQ	Small Growth	Nuveen Small Cap Growth Opp A	FRMPX	10.3	-53.4	02/09	21.9	15.0	16.1	5	0.39	0.57	0.54	3	4	2	1
EQ	Small Growth	Mgrs AMG GW&K Sm Cap Eqty Inv	GWETX	10.2	-49.8	02/09	16.1	10.8	15.3	4	0.53	0.79	0.56	3	4	5	5
EQ	Small Growth	American Cent Sm Cap Gr Inv	ANOIX	11.5	-54.7	02/09	21.0	14.2	19.3	5	0.46	0.69	0.50	2	2	2	3
EQ	Small Growth	Rice Hall James Mic Cap Instl	RHJSX	11.4	-55.2	02/09	20.1	13.7	18.9	5	0.48	0.70	0.51	2	4	4	3
EQ	Small Growth	Perkins Discy	PDFDX	11.3	-62.7	02/09	19.7	13.1	22.6	5	0.49	0.74	0.42	2	2	1	5
EQ	Small Growth	Wells Fargo Adv Sm Co Gr Adm	NVSCX	11.1	-56.4	02/09	21.1	14.6	19.0	5	0.45	0.65	0.50	2	5	4	3
EQ	Small Growth	Wasatch Small Cap Value	WMCVX	11.1	-62.0	02/09	20.1	14.2	21.1	5	0.46	0.66	0.44	2	2	3	4
EQ	Small Growth	Mgrs Cadence Emerging Co I	MECIX	11.0	-55.6	02/09	20.6	13.9	19.0	5	0.45	0.66	0.49	2	4	5	3
EQ	Small Growth	UBS US Small Cap Growth Y	BISCX	10.8	-55.8	02/09	20.1	14.1	18.5	5	0.45	0.64	0.49	2	3	5	3
EQ	Small Growth	Dreyfus/The Bos Co Sm Cp Gr I	SSETX	10.5	-50.9	02/09	18.2	12.7	17.2	5	0.48	0.69	0.51	2	1	3	3
EQ	Small Growth	Mgrs Micro-Cap Service	MMCFX	10.5	-53.3	02/09	21.2	14.3	17.5	5	0.41	0.62	0.50	2	4	4	3
EQ	Small Growth	PACE Sm/Medium Co Grth Eqty P	PCSGX	10.4	-53.9	02/09	19.1	13.2	17.4	5	0.45	0.66	0.50	2	3	4	3
EQ	Small Growth	Wilmington Sm Cap Grth Instl	ARPEX	10.2	-56.8	02/09	23.3	15.5	20.3	5	0.36	0.55	0.42	2	1	1	2
EQ	Small Growth	BlkRk Sm Cap Grth II Inv A	MDSWX	10.1	-52.1	02/09	21.1	14.6	16.8	5	0.40	0.58	0.50	2	1	1	1
EQ	Small Growth	VALIC Company II Sm Cap Grth	VASMX	10.0	-56.8	02/09	21.1	14.5	19.0	5	0.39	0.57	0.43	2	3	3	3
EQ	Small Growth	Cent Small Cap Select Instl	CSMCX	9.9	-51.5	02/09	17.8	12.4	16.6	5	0.46	0.66	0.49	2	3	5	3
EQ	Small Growth	Pioneer Growth Oppor A	PGOFX	9.9	-51.4	02/09	19.3	12.9	16.2	5	0.42	0.64	0.51	2	4	1	1
EQ	Small Growth	Principal SmCap Grth II Inst	PSIIX	9.8	-55.4	02/09	20.4	14.4	19.2	5	0.40	0.56	0.42	2	2	3	2
EQ	Small Growth	RidgeWorth Sm Cap Grth Stk C	SSCFX	9.8	-53.1	02/09	20.1	14.1	18.7	5	0.40	0.58	0.43	2	2	2	4
EQ	Small Growth	Highland Small-Cap Eqty A	HSZAX	9.7	-52.9	02/09	18.1	12.8	16.4	4	0.44	0.62	0.48	2	2	4	3
EQ	Small Growth	MassMut Sel Sm Cap Grth Eq A	MMGEX	9.5	-53.0	02/09	19.4	13.3	16.9	5	0.40	0.59	0.46	2	2	1	2
EQ	Small Growth	WF Adv Trdtl Sm Cp Gr A	EGWAX	9.5	-52.7	02/09	20.1	13.8	17.5	5	0.39	0.57	0.45	2	2	2	1
EQ	Small Growth	Eaton Vance Tx-Mgd Sm-Cap A	ETMGX	9.5	-52.3	02/09	19.5	14.0	16.8	5	0.40	0.55	0.46	2	1	1	2
EQ	Small Growth	Eaton Vance Small-Cap A	ETEGX	9.3	-50.2	02/09	19.1	13.6	15.7	5	0.40	0.56	0.48	2	1	1	2
EQ	Small Growth	Essex Sm/Micro Cap Grth Inv	MBSRX	11.1	-58.8	02/09	22.4	15.8	23.7	5	0.42	0.60	0.40	1	1	2	4
EQ	Small Growth	Jacob Micro Cap Growth Inst	JMIGX	10.4	-61.1	02/09	23.7	16.5	22.2	5	0.37	0.52	0.39	1	1	2	1
EQ	Small Growth	Neub Berm Small Cap Grth Inv	NBMIX	10.0	-55.3	02/09	19.2	13.2	20.0	5	0.43	0.63	0.41	1	1	3	2
EQ	Small Growth	Wasatch Micro Cap	WMICX	10.0	-60.8	02/09	19.9	14.0	21.6	5	0.42	0.59	0.38	1	1	3	2
EQ	Small Growth	Glenmede US Emerging Growth	GTGSX	9.4	-56.2	02/09	20.5	14.2	19.1	5	0.38	0.54	0.40	1	3	4	3
EQ	Small Growth	JHancock Small Cap Eqty A	SPVAX	9.3	-56.1	02/09	21.7	15.1	19.0	5	0.35	0.50	0.40	1	3	1	1
EQ	Small Growth	American Cent New Opps Inv	TWNOX	9.3	-55.0	02/09	20.3	14.0	19.4	5	0.37	0.54	0.39	1	2	3	2
EQ	Small Growth	Frost Small Cap Eqty Inst	FIHSX	9.1	-51.9	02/09	19.0	13.1	19.0	5	0.39	0.57	0.39	1	1	2	1
EQ	Small Growth	JPMorgan Dyn Small Cap Grth A	VSCOX	9.1	-54.5	02/09	20.2	14.2	19.4	5	0.36	0.52	0.38	1	1	2	2
EQ	Small Growth	Oberweis Micro-Cap	OBMCX	9.0	-64.7	02/09	24.9	16.6	27.9	5	0.29	0.44	0.26	1	1	1	2
EQ	Small Growth	MassMutual Select Sm Co Gr A	MRWAX	9.0	-57.3	02/09	21.6	14.9	20.3	5	0.33	0.48	0.36	1	2	3	2
EQ	Small Growth	Putnam Small Cap Growth A	PNSAX	8.8	-57.6	02/09	20.9	14.6	20.8	5	0.34	0.49	0.34	1	1	2	2
EQ	Small Growth	BNY Mel Sm Cap Multi-Strat M	MPSSX	8.6	-53.3	02/09	19.3	13.4	18.9	5	0.36	0.52	0.37	1	1	1	4
EQ	Small Growth	Guggenheim Small Cap Growth A	SSCAX	8.4	-61.4	02/09	20.5	14.1	23.5	5	0.32	0.47	0.28	1	1	2	1
EQ	Small Growth	LKCM Aquinas Small Cap	AQBLX	8.0	-52.3	02/09	19.5	13.4	16.3	5	0.32	0.47	0.39	1	3	4	1
EQ	Small Growth	Oberweis Small-Cap Oppor	OBSOX	8.0	-66.5	02/09	24.0	17.1	25.4	5	0.26	0.37	0.25	1	1	2	1
EQ	Small Growth	SunAmerica Foc Sm-Cap Grth A	NSKAX	8.0	-50.3	02/09	20.1	13.7	17.9	5	0.31	0.46	0.35	1	1	1	1
EQ	Small Growth	ASTON Small Cap N	VERDX	7.9	-60.8	02/09	24.6	17.1	23.1	5	0.25	0.36	0.27	1	1	1	3
EQ	Small Growth	Great-West Sm Cap Grth Init	MXSGX	7.8	-52.4	02/09	20.0	14.1	18.2	5	0.30	0.43	0.33	1	2	3	4
EQ	Small Growth	Forward Small Cap Eqty Inv	FFSCX	7.4	-52.3	02/09	18.9	13.3	21.5	5	0.30	0.42	0.26	1	1	1	3
EQ	Small Growth	Transamerica Partners Sm Grth	DVSGX	7.1	-52.1	02/09	20.4	14.3	17.3	5	0.26	0.38	0.31	1	1	1	1
EQ	Small Growth	DWS Small Cap Growth A	SSDAX	7.1	-62.7	02/09	21.0	15.2	22.4	5	0.26	0.35	0.24	1	1	4	1
EQ	Small Value	Guggenheim Mid Cap Value A	SEVAX	14.1	-43.1	02/09	18.3	11.6	11.9	5	0.68	1.07	1.04	5	5	2	2


EQ	Small Value	Tocqueville Select	TSELX	14.0	-54.2	02/09	21.2	13.8	15.2	5	0.58	0.89	0.81	5	4	1	1
EQ	Small Value	Heartland Value Plus	HRVIX	13.5	-38.9	02/09	17.9	11.9	10.6	5	0.66	0.99	1.11	5	4	2	2
EQ	Small Value	Invesco SmallCapValue A	VSCAX	13.2	-46.8	02/09	19.6	12.9	13.1	5	0.59	0.89	0.88	5	4	3	1
EQ	Small Value	Diamond Hill Small Cap A	DHSCX	12.9	-47.4	02/09	17.3	11.1	13.0	5	0.65	1.01	0.86	5	2	2	3
EQ	Small Value	American Cent Sm Cap Val Inv	ASVIX	12.3	-48.2	02/09	18.1	12.2	13.0	5	0.59	0.87	0.82	5	5	3	4
EQ	Small Value	Queens Road Small Cap Value	QRSVX	11.0	-43.1	02/09	15.9	10.2	10.6	4	0.58	0.91	0.88	5	4	3	2
EQ	Small Value	Northern Small Cap Value	NOSGX	12.0	-50.2	02/09	18.8	12.7	14.5	5	0.55	0.81	0.71	4	4	4	3
EQ	Small Value	Federated Clover Small Val A	VSFAX	12.0	-49.3	02/09	19.4	12.9	13.7	5	0.53	0.80	0.75	4	3	2	2
EQ	Small Value	William Blair Small Cap Val N	WBVDX	11.4	-48.3	02/09	18.9	12.5	14.2	5	0.52	0.78	0.69	4	4	3	4
EQ	Small Value	Ivy Small Cap Value A	IYSAX	11.0	-43.9	02/09	18.0	12.1	13.4	5	0.51	0.76	0.69	4	4	1	3
EQ	Small Value	Und Mgrs Behavioral Val Ins	UBVLX	14.7	-61.9	02/09	23.0	14.8	19.7	5	0.56	0.88	0.66	3	5	5	3
EQ	Small Value	Royce Opportunity Invmt	RYPNX	14.1	-63.5	02/09	25.2	16.6	18.8	5	0.49	0.75	0.66	3	3	2	3
EQ	Small Value	DFA US Targeted Value I	DFVIX	13.8	-58.2	02/09	21.6	14.5	18.0	5	0.56	0.83	0.67	3	3	3	4
EQ	Small Value	Amer Beacon Small Cp Val Inst	AVFIX	12.8	-55.7	02/09	20.4	13.6	16.9	5	0.54	0.81	0.65	3	3	3	3
EQ	Small Value	Rob Bos Part Sm Cp Val II Inv	BPSCX	12.5	-56.5	02/09	20.3	13.7	16.5	5	0.53	0.79	0.65	3	5	3	5
EQ	Small Value	SPDR S&P 600 Sm Cap Val ETF	SLYV	12.2	-55.2	02/09	19.8	13.3	15.8	5	0.53	0.79	0.66	3	4	4	3
EQ	Small Value	Touchstone Micro Cap Value Y	MXAIX	12.2	-55.0	02/09	20.3	13.4	15.6	5	0.51	0.78	0.67	3	4	4	3
EQ	Small Value	iShs S&P SmCap 600 Val Index	IJS	12.0	-54.2	02/09	20.0	13.4	16.5	5	0.52	0.77	0.62	3	3	4	3
EQ	Small Value	Vanguard Sm Cap Val Index Inv	VISVX	11.9	-56.1	02/09	19.7	13.6	16.6	5	0.52	0.75	0.61	3	3	4	5
EQ	Small Value	Colum Small Cap Val Fund II A	COVAX	11.7	-52.9	02/09	19.7	13.5	15.8	5	0.51	0.74	0.63	3	2	2	2
EQ	Small Value	Franklin MicroCap Value A	FRMCX	11.6	-49.7	02/09	15.9	10.7	15.0	4	0.62	0.92	0.66	3	4	4	5
EQ	Small Value	Franklin Small Cap Value A	FRVLX	11.5	-54.2	02/09	20.5	13.5	15.9	5	0.48	0.72	0.61	3	2	2	1
EQ	Small Value	Bridgeway Ultra-Small Company	BRUSX	13.2	-61.1	02/09	23.8	16.0	21.2	5	0.48	0.72	0.54	2	3	2	3
EQ	Small Value	DFA Tax-Mgd US Targeted Val	DTMVX	12.5	-61.0	02/09	21.5	14.6	20.5	5	0.50	0.74	0.52	2	2	3	4
EQ	Small Value	Aegis Value	AVALX	12.1	-68.9	02/09	23.9	16.6	19.8	5	0.44	0.63	0.53	2	3	5	5
EQ	Small Value	Sterling Capital Sm Cap Val I	SPSCX	11.5	-56.7	02/09	20.6	13.9	16.7	5	0.48	0.71	0.59	2	4	2	1
EQ	Small Value	James Small Cap	JASCX	11.5	-52.9	02/09	17.3	11.5	18.0	5	0.57	0.85	0.54	2	3	5	2
EQ	Small Value	Colum Multi-Adv Sm Cp Val A	ASVAX	11.2	-55.3	02/09	19.7	13.1	16.3	5	0.48	0.72	0.58	2	3	2	1
EQ	Small Value	SEI Instl Mgd Small Cap Val A	SESVX	11.2	-56.2	02/09	19.5	13.5	17.7	5	0.49	0.70	0.54	2	2	3	3
EQ	Small Value	HighMark Cognitive Value M	HCLMX	11.2	-52.9	02/09	18.5	12.6	17.2	5	0.51	0.75	0.55	2	3	5	3
EQ	Small Value	iShs Russell 2000 Value Index	IWN	11.1	-55.3	02/09	20.0	13.8	17.7	5	0.47	0.68	0.53	2	3	3	5
EQ	Small Value	Touchstone Small Cap Value A	TVOAX	11.0	-52.4	02/09	18.4	12.3	18.4	5	0.50	0.75	0.50	2	1	3	2
EQ	Small Value	JPMorgan Small Cap Value A	PSOAX	10.9	-54.8	02/09	19.7	13.5	16.9	5	0.47	0.68	0.55	2	2	3	3
EQ	Small Value	VALIC Company II Sm Cap Val	VCSVX	10.8	-54.5	02/09	19.9	13.7	17.3	5	0.45	0.66	0.52	2	2	2	2
EQ	Small Value	Prudential Small Cap Value A	PZVAX	10.4	-53.9	02/09	18.5	12.6	17.5	5	0.47	0.69	0.50	2	2	3	1
EQ	Small Value	Third Avenue Sm Cap Val Instl	TASCX	10.2	-52.0	02/09	17.3	12.6	16.5	5	0.49	0.67	0.51	2	1	3	4
EQ	Small Value	Wells Far Adv Spec SmCp Val A	ESPAX	10.1	-54.6	02/09	19.0	13.0	16.9	5	0.44	0.65	0.50	2	2	2	1
EQ	Small Value	Schneider Small Cap Value	SCMVX	14.9	-71.4	02/09	27.8	18.4	28.7	5	0.47	0.72	0.46	1	1	1	5
EQ	Small Value	Wells Fargo Adv Sm Co Val A	SCVAX	10.3	-65.1	02/09	23.3	15.6	20.9	5	0.37	0.55	0.41	1	2	2	1
EQ	Small Value	Dean Small Cap Value	DASCX	10.3	-60.0	02/09	21.5	14.4	17.9	5	0.40	0.59	0.48	1	4	4	3
EQ	Small Value	CSC Small Cap Value Investor	CSCSX	10.1	-61.9	02/09	20.6	14.0	21.4	5	0.41	0.60	0.39	1	4	5	3
EQ	Small Value	ProFunds Small Cap Value Inv	SVPIX	9.8	-55.8	02/09	19.9	13.7	18.7	5	0.40	0.59	0.43	1	2	3	2
EQ	Small Value	Putnam Small Cap Value A	PSLAX	9.7	-64.3	02/09	21.1	14.7	24.3	5	0.38	0.54	0.33	1	1	2	2
EQ	Technology	Fidelity Select IT Services	FBSOX	14.4	-39.3	01/09	18.3	12.2	10.8	5	0.69	1.05	1.18	5	5	5	5
EQ	Technology	T. Rowe Price Global Tech	PRGTX	13.3	-53.0	02/09	21.3	14.1	15.3	5	0.54	0.83	0.76	5	5	4	2
EQ	Technology	Ivy Science & Technology C	WSTCX	13.0	-36.4	11/08	16.0	10.3	10.6	5	0.70	1.10	1.07	5	5	5	5
EQ	Technology	ProFunds Internet UltSect Inv	INPIX	18.4	-70.5	11/08	35.1	22.5	24.6	5	0.47	0.74	0.68	4	4	5	5
EQ	Technology	Jacob Internet Inv	JAMFX	14.7	-60.2	02/09	24.8	16.1	21.0	5	0.52	0.81	0.62	4	3	3	2
EQ	Technology	Berkshire Focus	BFOCX	14.3	-60.1	11/08	28.7	18.9	20.6	5	0.44	0.66	0.61	4	5	5	2
EQ	Technology	Colum Technology Z	CMTFX	14.0	-56.8	02/09	22.7	15.2	21.5	5	0.54	0.81	0.57	4	2	2	3
EQ	Technology	Matthews Asia Sci & Tech Inv	MATFX	13.8	-61.8	02/09	22.0	14.6	20.9	5	0.55	0.83	0.58	4	1	1	4

EQ	Technology	Mann & Nap Technology Series	EXTCX	13.3	-53.1	02/09	22.0	14.4	17.6	5	0.53	0.81	0.66	4	2	2	2
EQ	Technology	WF Adv Specialized Tech A	WFSTX	13.0	-52.0	02/09	21.0	13.7	16.5	5	0.54	0.82	0.68	4	2	2	2
EQ	Technology	AllianzGI Technology Inst	DRGTX	13.0	-55.1	02/09	21.4	14.3	18.2	5	0.53	0.79	0.62	4	2	3	3
EQ	Technology	Henderson Global Technology A	HFGAX	12.4	-50.5	02/09	20.3	13.6	16.0	5	0.52	0.79	0.66	4	3	2	2
EQ	Technology	Firsthand Technology Oppor	TEFOX	12.1	-53.4	11/08	21.3	14.1	15.9	5	0.49	0.74	0.65	4	5	2	2
EQ	Technology	Saratoga Technology & Comm A	STPAX	11.4	-50.2	11/08	20.9	14.2	16.5	5	0.46	0.68	0.58	4	4	4	2
EQ	Technology	Janus Global Technology D	JNGTX	11.2	-51.3	02/09	20.7	14.0	15.4	5	0.46	0.67	0.61	4	4	4	4
EQ	Technology	Janus Aspen Global Tech Instl	JGLTX	11.1	-51.7	02/09	20.9	14.2	15.6	5	0.45	0.66	0.60	4	4	4	4
EQ	Technology	HiMark NYSE ArcaTech 100 I A	PPTIX	11.0	-45.1	02/09	17.9	11.8	13.4	5	0.52	0.78	0.69	4	5	5	3
EQ	Technology	iS S&P N Amer Tech-Software	IGV	11.0	-46.5	02/09	20.6	13.7	13.7	5	0.45	0.67	0.68	4	4	4	4
EQ	Technology	Gold Sachs Tech Tollkeeper A	GITAX	10.8	-48.9	02/09	20.5	13.5	14.0	5	0.44	0.67	0.65	4	3	2	2
EQ	Technology	RS Technology A	RSIFX	11.6	-59.0	02/09	25.5	16.8	20.5	5	0.39	0.59	0.48	3	3	2	2
EQ	Technology	MFS Technology A	MTCAX	11.0	-55.7	02/09	21.6	14.7	16.9	5	0.43	0.63	0.55	3	2	5	2
EQ	Technology	Rydex Internet Adv	RYIAX	10.5	-54.1	11/08	22.5	15.1	18.1	5	0.39	0.58	0.48	3	3	3	4
EQ	Technology	USAA Science & Technology	USSCX	10.4	-52.6	02/09	18.7	13.0	16.7	5	0.47	0.67	0.52	3	3	5	5
EQ	Technology	SPDR Morgan Stanley Tech	MTK	10.2	-52.9	02/09	21.9	14.7	16.3	5	0.39	0.58	0.52	3	3	3	3
EQ	Technology	Red Oak Technology Select	ROGSX	10.0	-51.8	11/08	21.3	14.4	15.8	5	0.39	0.58	0.52	3	5	5	4
EQ	Technology	iShs S&P North Amer Tech	IGM	9.8	-50.7	02/09	19.9	13.5	15.7	5	0.41	0.60	0.51	3	4	4	3
EQ	Technology	BlkRk Sci & Tech Opp Inv A	BGSAX	9.7	-47.6	02/09	19.2	12.8	15.2	5	0.42	0.63	0.53	3	2	1	1
EQ	Technology	Colum Seligman Global Tech A	SHGTX	9.5	-46.1	11/08	18.9	13.0	13.9	5	0.41	0.60	0.56	3	2	1	1
EQ	Technology	Technology Select Sector SPDR	XLK	9.1	-49.5	02/09	17.5	12.0	15.7	5	0.42	0.62	0.47	3	3	5	3
EQ	Technology	JHVIT Science & Tech Tr Ser I	JESTX	9.1	-51.7	02/09	20.4	14.0	16.0	5	0.36	0.53	0.46	3	3	3	2
EQ	Technology	iShs Dow Jones US Technology	IYW	9.1	-50.5	02/09	19.6	13.3	15.6	5	0.38	0.56	0.47	3	3	4	2
EQ	Technology	Fidelity Advisor Technology A	FADTX	9.9	-59.8	02/09	23.9	16.3	19.3	5	0.34	0.50	0.43	2	3	3	2
EQ	Technology	VALIC Co I Science & Tech	VCSTX	9.1	-53.4	02/09	20.4	14.0	16.6	5	0.36	0.53	0.45	2	3	3	3
EQ	Technology	Northern Technology	NTCHX	8.7	-49.3	02/09	19.4	13.3	16.8	5	0.36	0.53	0.42	2	3	4	3
EQ	Technology	Black Oak Emerging Technology	BOGSX	8.4	-54.1	02/09	24.7	16.9	17.7	5	0.27	0.40	0.38	2	2	1	2
EQ	Technology	Hennessy Technology Investor	HTECX	8.4	-47.9	02/09	18.5	12.9	15.7	5	0.36	0.52	0.42	2	1	1	2
EQ	Technology	Dreyfus Technology Growth A	DTGRX	8.4	-50.7	02/09	20.1	13.4	16.0	5	0.33	0.49	0.42	2	3	4	2
EQ	Technology	iShs S&P Global Technology	IXN	8.3	-51.9	02/09	19.0	13.1	16.6	5	0.35	0.51	0.40	2	2	3	3
EQ	Technology	HighMark Enhanced Growth M	HEGMX	8.2	-51.8	02/09	19.1	13.2	16.5	5	0.34	0.49	0.39	2	3	4	3
EQ	Technology	ProFunds Tech UltraSector Inv	TEPIX	8.8	-68.7	02/09	29.4	20.2	25.1	5	0.24	0.35	0.28	1	2	2	2
EQ	Technology	iS S&P N Amer Tech-Mulmd Ntwk	IGN	7.8	-60.0	02/09	29.0	18.7	23.9	5	0.21	0.32	0.25	1	1	1	2
EQ	Technology	Rydex Technology Inv	RYTIX	7.4	-53.7	02/09	21.1	14.5	18.5	5	0.27	0.39	0.31	1	1	2	3
EQ	Technology	ICON Information Technology S	ICTEX	7.0	-57.7	02/09	20.9	14.8	22.1	5	0.25	0.36	0.24	1	1	3	2
EQ	Technology	Fidelity Adv Electronics A	FELAX	6.4	-58.3	02/09	26.0	17.4	20.7	5	0.18	0.27	0.22	1	2	1	2
EQ	Technology	iShs PHLX SOX Semior Sect	SOXX	6.0	-59.7	11/08	26.8	17.9	23.3	5	0.16	0.24	0.19	1	1	2	3
EQ	Technology	Invesco Technology Sector B	IFOBX	5.6	-50.9	02/09	20.3	14.3	19.7	5	0.19	0.27	0.20	1	1	2	2
EQ	Technology	Rydex Electronics Inv	RYSIX	2.6	-61.5	02/09	27.8	19.1	29.5	5	0.03	0.05	0.03	1	1	1	2
EQ	Technology	ProFds Semior UltSect Inv	SMPIX	2.3	-82.6	02/09	39.8	26.3	49.2	5	0.01	0.02	0.01	1	1	1	2
EQ	Utilities	JHVIT Utilities Trust Ser I	JEUTX	15.5	-46.4	02/09	14.8	10.0	14.2	4	0.93	1.37	0.97	5	4	3	4
EQ	Utilities	Gabelli Utilities AAA	GABUX	11.2	-33.5	02/09	11.6	7.7	8.9	4	0.82	1.23	1.07	5	5	3	4
EQ	Utilities	WF Adv Utility&Telecom A	EVUAX	13.6	-38.8	02/09	12.6	8.4	14.1	4	0.94	1.41	0.84	4	3	3	4
EQ	Utilities	Utilities Select Sector SPDR	XLU	11.8	-38.3	02/09	13.2	9.3	13.6	5	0.77	1.09	0.74	3	3	4	2
EQ	Utilities	iShs Dow Jones US Utilities	IDU	11.4	-39.9	02/09	13.0	9.3	13.8	5	0.74	1.04	0.70	3	3	4	2
EQ	Utilities	Fidelity Advisor Utilities A	FUGAX	11.5	-44.1	02/09	14.0	9.8	16.2	4	0.70	1.00	0.60	2	2	4	4
EQ	Utilities	ICON Utilities S	ICTUX	11.4	-40.7	02/09	12.8	8.8	16.4	4	0.76	1.10	0.59	2	3	4	4
EQ	Utilities	Meeder Utilities and Infra	FLRUX	10.2	-45.4	02/09	15.1	10.8	14.3	4	0.56	0.78	0.59	2	3	1	2
EQ	Utilities	Rydex Utilities Adv	RYAUX	9.8	-39.3	02/09	13.0	9.4	13.1	4	0.62	0.86	0.62	2	4	4	2
EQ	Utilities	ProFds Utilities UltSect Inv	UTPIX	12.6	-57.9	02/09	19.7	14.4	24.5	5	0.56	0.76	0.45	1	2	4	2
EQ	World Stock	M Stan Ins Gbl Franchise I	MSFAX	13.0	-40.2	02/09	13.2	8.7	10.7	5	0.85	1.30	1.05	5	5	5	4

EQ	World Stock	Oakmark Global I	OAKGX	12.8	-52.8	02/09	18.6	12.0	15.0	5	0.59	0.92	0.74	5	4	2	3
EQ	World Stock	ING Morg Stan Gbl Fran Pt S	IVGTX	12.6	-40.4	02/09	13.2	8.7	10.8	5	0.82	1.25	1.01	5	5	5	4
EQ	World Stock	Harding Loevner Glob Eqty Adv	HLMGX	10.4	-48.7	02/09	16.0	11.0	14.1	5	0.54	0.79	0.62	5	4	3	2
EQ	World Stock	Wasatch World Innovators	WAGTX	12.4	-59.2	02/09	20.8	14.4	20.2	5	0.51	0.74	0.53	4	5	5	4
EQ	World Stock	Inves Glob Sm & Mid Cap Gr A	AGAAX	11.6	-58.2	02/09	18.0	12.7	20.6	5	0.55	0.78	0.48	4	2	2	2
EQ	World Stock	BlackRock Global SmCap Inv A	MDGCX	11.1	-50.6	02/09	18.1	12.4	16.3	5	0.52	0.76	0.58	4	3	2	2
EQ	World Stock	Beck Mack & Oliver Global	BMGEX	10.8	-50.5	02/09	16.0	11.0	16.9	5	0.57	0.83	0.54	4	3	3	5
EQ	World Stock	Wells Far Adv Intrns Wld Eq A	EWEAX	10.5	-53.9	02/09	17.1	11.6	16.6	5	0.51	0.75	0.53	4	3	4	2
EQ	World Stock	GAMCO Global Growth AAA	GICPX	10.4	-52.7	02/09	18.0	12.4	17.2	5	0.48	0.70	0.51	4	4	4	4
EQ	World Stock	ING Oppenheimer Global Port I	IGMIX	10.4	-53.1	02/09	17.7	12.3	16.7	5	0.49	0.70	0.52	4	4	3	4
EQ	World Stock	GAMCO Global Opportunity AAA	GABOX	10.3	-51.9	02/09	18.0	12.3	17.7	5	0.48	0.70	0.49	4	3	3	3
EQ	World Stock	Perkins Global Value D	JNGOX	10.2	-51.9	02/09	15.5	10.5	17.4	4	0.55	0.81	0.49	4	4	5	5
EQ	World Stock	GMO Global Eqty Alloc III	GMGEX	10.0	-46.6	02/09	14.4	9.9	15.2	4	0.58	0.84	0.55	4	4	4	4
EQ	World Stock	Portfolio 21 Global Eqty R	PORTX	9.6	-47.8	02/09	15.9	11.1	15.5	5	0.49	0.71	0.51	4	3	2	4
EQ	World Stock	MFS Global Growth A	MWOFX	9.4	-50.8	02/09	16.8	11.5	15.7	5	0.46	0.66	0.49	4	3	3	2
EQ	World Stock	Dreyfus Worldwide Growth A	PGROX	9.0	-44.3	02/09	14.1	9.7	13.1	5	0.52	0.75	0.55	4	4	5	2
EQ	World Stock	Tweedy, Browne Value	TWEBX	8.0	-40.4	02/09	12.1	8.4	11.2	4	0.52	0.75	0.56	4	5	4	5
EQ	World Stock	AllianzGI Global Sm-Cap Inst	DGSCX	13.2	-64.9	02/09	20.8	14.6	24.5	5	0.55	0.79	0.47	3	4	5	5
EQ	World Stock	Janus Global Select D	JANRX	10.8	-57.4	02/09	21.3	15.1	20.2	5	0.43	0.60	0.45	3	1	1	1
EQ	World Stock	Polaris Global Value	PGVFX	10.7	-62.4	02/09	19.4	13.7	23.1	5	0.46	0.66	0.39	3	3	3	4
EQ	World Stock	Aberdeen Global Eqty A	GLLAX	10.7	-58.7	02/09	18.2	12.5	21.4	5	0.50	0.72	0.42	3	2	3	2
EQ	World Stock	American Cent Global Grth Inv	TWGGX	10.6	-52.6	02/09	17.0	12.1	19.1	5	0.52	0.74	0.47	3	3	3	2
EQ	World Stock	Vanguard Global Eqty Inv	VHGEX	10.5	-60.9	02/09	18.5	13.2	23.4	5	0.48	0.66	0.38	3	2	3	4
EQ	World Stock	Delaware Global Value A	DABAX	9.9	-56.9	02/09	18.1	12.8	21.3	5	0.45	0.64	0.39	3	2	2	2
EQ	World Stock	MFS Aggressive Growth Alloc A	MAAGX	8.6	-51.6	02/09	16.2	11.6	15.9	5	0.42	0.60	0.43	3	4	3	2
EQ	World Stock	Nationwide Global Eqty Inst	GGEIX	8.3	-54.2	02/09	18.0	12.5	17.1	5	0.36	0.52	0.38	3	3	2	2
EQ	World Stock	STAAR Alternative Categories	SITAX	7.6	-39.8	02/09	13.2	9.4	15.3	5	0.44	0.62	0.38	3	2	2	3
EQ	World Stock	Kinetics Paradigm No Load	WWNPX	11.3	-64.5	02/09	20.0	13.5	26.2	5	0.48	0.71	0.37	2	2	3	4
EQ	World Stock	USAA Capital Growth	USCGX	9.1	-56.6	02/09	18.1	12.7	24.3	5	0.41	0.58	0.30	2	2	2	3
EQ	World Stock	T. Rowe Price Global Stock	PRGSX	9.0	-61.0	02/09	20.6	15.2	25.0	5	0.35	0.48	0.29	2	1	2	2
EQ	World Stock	DWS World Dividend S	SCGEX	8.8	-61.6	02/09	18.9	13.2	26.9	5	0.38	0.54	0.26	2	1	3	4
EQ	World Stock	GuideSt Fds Agrsv Alloc GS4	GGBZX	8.4	-54.2	02/09	16.4	11.7	18.6	5	0.41	0.57	0.36	2	3	3	3
EQ	World Stock	Wells Far Adv WB Tac Eqty	WBGAX	8.4	-58.7	02/09	17.6	12.6	21.1	5	0.38	0.53	0.31	2	2	3	2
EQ	World Stock	Invesco Global Growth A	AGGAX	8.2	-48.8	02/09	15.2	10.9	17.7	5	0.42	0.59	0.37	2	2	3	2
EQ	World Stock	Gold Sachs Eqty Grth Strat A	GAPAX	8.2	-57.0	02/09	17.3	12.5	21.4	5	0.37	0.51	0.30	2	2	2	2
EQ	World Stock	Inves GI Quantitative Core A	GTNDX	8.1	-57.2	02/09	16.3	11.7	22.7	5	0.39	0.55	0.28	2	2	3	2
EQ	World Stock	Rusl LifePoints Eq Grth St E	RELEX	8.1	-55.9	02/09	17.0	12.3	20.1	5	0.38	0.52	0.32	2	2	3	3
EQ	World Stock	Commonwealth Global	CNGLX	8.1	-54.1	02/09	17.6	12.7	17.7	5	0.36	0.50	0.36	2	2	2	2
EQ	World Stock	Ivy Cundill Global Value A	ICDAX	7.9	-47.1	02/09	15.8	11.1	17.0	5	0.39	0.55	0.36	2	3	1	1
EQ	World Stock	iShs S&P Global 100 Index	IOO	7.3	-51.8	02/09	15.9	11.1	18.2	5	0.35	0.50	0.31	2	2	2	3
EQ	World Stock	Purisima Tot Return	PURIX	7.1	-56.3	02/09	18.6	13.1	19.7	5	0.29	0.42	0.28	2	2	2	2
EQ	World Stock	Putnam Global Eqty A	PEQUX	7.7	-59.6	02/09	18.3	13.4	24.1	5	0.33	0.45	0.25	1	2	3	2
EQ	World Stock	Hartford Global Growth HLS IB	HBGLX	7.7	-60.7	02/09	19.9	14.5	26.9	5	0.30	0.41	0.22	1	2	2	3
EQ	World Stock	Janus Aspen Worldwide Instl	JAWGX	6.7	-56.6	02/09	17.7	12.7	21.6	5	0.28	0.40	0.23	1	2	2	3
EQ	World Stock	Hartford Global Growth A	HALAX	6.6	-60.7	02/09	19.9	14.6	27.3	5	0.25	0.34	0.18	1	1	2	2
EQ	World Stock	Invesco Global Core Eqty A	AWSAX	6.4	-52.8	02/09	16.5	11.7	20.3	5	0.29	0.40	0.23	1	1	1	2
EQ	World Stock	Fid Adv Glob Cap Apprec A	FGEAX	6.3	-58.5	02/09	18.9	13.4	21.3	5	0.24	0.34	0.22	1	2	2	3
EQ	World Stock	AllianceBern Global Value A	ABAGX	5.3	-66.5	02/09	20.3	15.1	31.4	5	0.18	0.24	0.11	1	1	1	2
EQ	World Stock	Pax Wld GI Women's Eq Ind Inv	PXWEX	4.7	-50.1	02/09	15.6	11.4	18.4	5	0.19	0.26	0.16	1	2	2	2
EQ	World Stock	SPDR Global Dow ETF	DGT	4.7	-52.0	02/09	15.2	11.1	21.0	5	0.19	0.27	0.14	1	1	2	2
EQ	World Stock	Old Westbury Large Cap Core	OWLXC	4.2	-47.8	02/09	14.4	10.7	18.5	5	0.17	0.23	0.13	1	1	1	4

EQ	World Stock	Trustmark Risk-Mgd Oppor	PRGRX	-4.2	-66.2	02/13	23.3	16.5	34.7	5	-0.25	-0.36	-0.17	1	1	1	1
EQ	Large Blend	Index	SP500	8.5	-50.9	02/09	14.8	10.4	16.1	4	0.46	0.65	0.42	3	4	4	4
		Index	TBill	1.7	0.0	04/03	0.5	0.0	0.0	1	0.00						

Oldest share class only, excludes money mkt, bear, trading, vol, and spl commod funds. Based on monthly total returns from Morningstar database in Steele Mutual Fund Expert.

MFO Fund Ratings 5-Year Funds (Through 1st Quarter 2013)	Risk Group	Risk Temperment	Risk versus Market	Return Group	Return Percentile Rank	
	1	Very Conservative	0 - 20%	5	80 - 100	
	2	Conservative	20 - 50%	4	60 - 80	
	3	Moderate	50 - 75%	3	40 - 60	
	4	Aggressive	75 - 125%	2	20 - 40	
	5	Very Aggressive	Above 125%	1	0 - 20	

MFO 5-Year Aspiring Great Owl Funds...Top Return Group Past 5, 3, and 1-Year Periods

Type	Category	Name	Symbol	APR	MAXDD	Date		STDEV	DSDEV	Ulcer Index	Risk Group	Sharpe Ratio	Sortino Ratio	Martin Ratio	Return Group		
						MAXDD	STDEV								5Y	3Y	1Y
FI	High Yld Bond	TIAA-CREF High-Yield Inst	TIHYX	10.7	-25.5	11/08	11.4	7.8	6.6	3	0.92	1.34	1.57	5	5	5	
FI	High Yld Bond	JHFunds2 US High Yield Bd 1	JIHLX	9.9	-25.4	11/08	10.9	7.9	6.4	3	0.87	1.22	1.49	5	5	5	
FI	High Yld Bond	Intrepid Income	ICMYX	5.6	-14.6	11/08	6.1	4.7	3.7	2	0.87	1.12	1.44	5	5	5	
FI	Multisec Bond	PIMCO Income A	PONAX	11.3	-10.3	02/09	5.7	3.2	3.2	2	1.93	3.49	3.48	5	5	5	
FI	Multisec Bond	Neub Berm Strategic Income I	NSTLX	9.5	-7.3	10/08	5.5	2.7	1.5	2	1.70	3.42	6.25	5	5	5	
FI	Muni Nat Lg	Nuveen Muni Tot Ret Mgd Accts	NMTRX	7.9	-6.5	10/08	5.6	3.2	2.3	2	1.37	2.37	3.38	5	5	5	
AA	Aggress Alloc	SAAT Moderate Strategy Allc A	SXMAX	6.8	-43.5	02/09	16.9	12.8	16.3	4	0.39	0.51	0.40	5	5	5	
AA	Conserv Alloc	Westwood Income Oppor Instl	WHGIX	8.6	-10.9	02/09	7.1	4.1	3.6	3	1.16	2.01	2.28	5	5	5	
AA	Conserv Alloc	Am Cent One Cho Vry Cnsvrlnv	AONIX	4.6	-13.0	02/09	5.8	4.0	3.7	2	0.74	1.09	1.17	5	5	5	
AA	Mod Alloc	Weitz Balanced	WBALX	7.2	-29.8	02/09	13.7	9.8	9.9	3	0.51	0.71	0.70	5	5	5	
AA	Retire Income	Vanguard Target Ret Inc Inv	VTINX	5.5	-17.0	02/09	7.3	5.2	5.1	2	0.73	1.02	1.04	5	5	5	
AA	Retire Income	Amer Beac Ret Inc & Apprec In	AANPX	5.5	-11.1	10/08	5.4	3.7	2.4	2	0.96	1.39	2.13	5	5	5	
AA	Retire Income	Schwab Monthly Inc Enh Payout	SWKRX	4.7	-15.6	02/09	6.1	4.3	4.7	2	0.73	1.01	0.93	5	5	5	
AA	Retire Income	Schwab Monthly Inc Max Payout	SWLRX	4.0	-8.1	02/09	3.9	2.7	2.4	2	0.96	1.37	1.55	5	5	5	
AA	Target '31-35	Schwab Target 2035	SWIRX	6.5	-37.4	02/09	16.5	11.6	13.2	4	0.38	0.54	0.47	5	5	5	
AA	Target '41-45	Vanguard Target Ret 2045 Inv	VTIVX	5.0	-44.2	02/09	18.4	13.4	16.6	4	0.26	0.35	0.28	5	5	5	
AA	World Alloc	PIMCO All At All Auth Ins	PAUIX	7.4	-18.3	11/08	11.2	7.3	5.0	3	0.64	0.97	1.42	5	5	5	
AA	World Alloc	GMO Benchmark-Free Alloc III	GBMFX	6.6	-15.0	02/09	7.6	4.8	4.1	3	0.84	1.32	1.56	5	5	5	
EQ	China Region	Guggenheim China Real Est	TAO	4.6	-55.5	02/09	35.6	24.3	21.9	5	0.12	0.18	0.20	5	5	5	
EQ	Consum Def	Vanguard Consumer Staples ETF	VDC	10.6	-27.6	02/09	12.8	8.7	8.2	4	0.81	1.19	1.25	5	5	5	
EQ	Currency	CurrShs Australian Dol Trust	FXA	6.3	-31.5	01/09	17.1	12.2	10.6	4	0.35	0.50	0.57	5	5	5	
EQ	Currency	Mrk Vect Chinese RMB/USD ETN	CNY	0.6	-2.1	05/10	2.0	1.3	0.8	2	0.18	0.28	0.48	5	5	5	
EQ	Divers EMs	Wasatch Emerging Mrkts Sm Cap	WAEMX	12.1	-59.4	02/09	29.0	20.3	21.6	5	0.41	0.58	0.55	5	5	5	
EQ	Divers EMs	Aberdeen Emerging Mrkts Instl	ABEMX	10.2	-49.0	02/09	25.3	16.7	16.6	5	0.39	0.59	0.60	5	5	5	
EQ	Divers EMs	WisdomTree EMs SmallCap Div	DGS	7.0	-50.6	11/08	26.6	18.6	19.5	5	0.25	0.36	0.34	5	5	5	
EQ	Dvrs Pac/Asia	Matthews Asia Dividend Inv	MAPIX	10.2	-35.2	02/09	18.1	12.5	12.2	4	0.55	0.79	0.82	5	5	5	
EQ	Equity Energy	PowerShs Dynamic Energy	PXI	8.1	-63.9	02/09	30.5	21.8	31.2	5	0.26	0.36	0.25	5	5	5	
EQ	Equity Energy	PwrShs Dyn En Explor & Prod	PXE	6.7	-63.9	02/09	30.8	22.4	35.6	5	0.21	0.29	0.18	5	5	5	
EQ	Foreign Lg Bld	PIMCO Inter SkPLUS AR Stra A	PIPAX	6.8	-45.8	02/09	21.1	15.0	16.6	5	0.31	0.44	0.39	5	5	5	
EQ	Foreign Lg Bld	Lazard Intl Strat Eqty Instl	LISIX	3.3	-49.1	02/09	23.1	16.5	20.7	5	0.13	0.18	0.15	5	5	5	
EQ	Foreign Lg Bld	PIMCO Intl StkPL AR Str (Unh)	PPUAX	3.0	-58.0	02/09	28.2	19.9	23.0	5	0.10	0.14	0.12	5	5	5	
EQ	Foreign Lg Val	PowerShs Intl Div Achievers	PID	1.3	-57.7	02/09	24.1	18.0	25.0	5	0.04	0.06	0.04	5	5	5	
EQ	Health	PowerShs Dyn Pharmaceuticals	PJP	19.5	-24.4	02/09	15.9	9.3	7.5	4	1.21	2.06	2.57	5	5	5	
EQ	India Equity	Matthews India Investor	MINDX	0.9	-63.2	02/09	35.8	23.1	27.2	5	0.02	0.03	0.02	5	5	5	
EQ	Japan Stock	Hennessy Japan Institutional	HJPIX	4.7	-43.7	02/09	17.3	13.0	19.0	4	0.25	0.34	0.23	5	5	5	
EQ	Large Blend	PIMCO SkPLUS Long Dur Insl	PSLDX	14.7	-47.9	02/09	22.2	16.1	16.5	4	0.65	0.90	0.87	5	5	5	
EQ	Large Blend	PIMCO Fund IndexPLUS AR A	PIXAX	12.5	-56.1	02/09	24.9	17.3	19.0	5	0.49	0.71	0.64	5	5	5	

EQ	Large Blend	PowerShs Buyback Achievers	PKW	10.7	-42.6	02/09	19.2	13.5	14.1	4	0.54	0.77	0.74	5	5	5
EQ	Large Blend	Ave Maria Rising Dividend	AVEDX	9.5	-38.2	02/09	17.9	12.6	12.3	4	0.51	0.73	0.75	5	5	5
EQ	Large Blend	Smead Value Investor	SMVLX	9.2	-45.5	02/09	20.2	14.2	16.7	4	0.44	0.63	0.53	5	5	5
EQ	Large Blend	SEI Insl Mgd Tx-Mgd Mgd Vol A	TMMAX	8.8	-35.1	02/09	14.3	10.6	12.5	4	0.59	0.80	0.68	5	5	5
EQ	Large Blend	Johnson Enhanced Return	JENHX	7.6	-46.2	02/09	19.3	13.9	16.9	4	0.38	0.53	0.43	5	5	5
EQ	Large Blend	Sit Dividend Growth I	SDVGX	7.4	-40.0	02/09	17.2	12.3	14.8	4	0.41	0.58	0.48	5	5	5
EQ	Large Blend	JHancock2 US Eqty NAV	JHUMX	7.4	-34.6	02/09	15.2	10.7	12.1	4	0.47	0.66	0.58	5	5	5
EQ	Large Blend	Neub Berm Multi-Cap Opp Inst	NMULX	7.3	-44.8	02/09	19.0	14.2	17.9	4	0.37	0.49	0.39	5	5	5
EQ	Large Blend	Vanguard Div Appreciation ETF	VIG	6.8	-38.2	02/09	16.0	11.7	13.4	4	0.41	0.56	0.49	5	5	5
EQ	Large Blend	iShs Morningstar Lg Core Idx	JKD	6.6	-43.4	02/09	18.4	13.4	15.7	4	0.34	0.47	0.41	5	5	5
EQ	Large Growth	Monetta Young Investor	MYIFX	13.7	-35.4	02/09	18.3	11.2	10.5	4	0.73	1.21	1.28	5	5	5
EQ	Large Growth	Marsico Flexible Capital	MFCFX	13.7	-43.9	02/09	19.4	12.5	14.8	4	0.69	1.07	0.91	5	5	5
EQ	Large Growth	First Trust US IPO Index	FPX	11.5	-50.6	02/09	22.6	15.8	20.7	5	0.50	0.71	0.54	5	5	5
EQ	Large Growth	Guggen S&P 500 Pure Growth	RPG	10.7	-46.6	02/09	22.0	15.1	16.6	5	0.47	0.69	0.63	5	5	5
EQ	Large Growth	Fst Tr NAS-100 ex-Tech Sec I	QQXT	8.9	-47.1	02/09	22.0	15.7	17.2	4	0.39	0.55	0.50	5	5	5
EQ	Large Growth	Brown Advy Flexible Val Inv	BIAFX	7.9	-44.4	02/09	18.8	13.6	16.0	4	0.40	0.56	0.47	5	5	5
EQ	Large Value	SPDR S&P Dividend	SDY	9.1	-40.4	02/09	19.0	13.3	11.7	4	0.46	0.66	0.75	5	5	5
EQ	Large Value	Guggenheim Defensive Eqty	DEF	8.9	-38.7	02/09	15.3	11.6	14.5	4	0.56	0.74	0.60	5	5	5
EQ	Large Value	First Trust Val Line Div Idx	FVD	8.8	-39.4	02/09	16.3	11.8	12.7	4	0.52	0.72	0.67	5	5	5
EQ	Large Value	Neub Berm Eqty Income Inst	NBHIX	8.3	-36.5	02/09	14.3	10.7	12.6	4	0.56	0.75	0.63	5	5	5
EQ	Large Value	WisdomTree Div ex-Financials	DTN	8.2	-51.0	02/09	20.2	14.9	17.7	4	0.39	0.53	0.45	5	5	5
EQ	Large Value	Symons Value Institutional	SAVIX	8.0	-27.6	02/09	14.5	10.1	8.5	4	0.53	0.76	0.91	5	5	5
EQ	Large Value	First Tr Mstar Div Ldrs Idx	FDL	7.4	-50.1	02/09	20.7	15.7	16.7	4	0.34	0.45	0.43	5	5	5
EQ	Large Value	ASTON/Riv Rd Div All Cp Val N	ARDEX	6.8	-39.6	02/09	15.0	10.8	14.9	4	0.43	0.60	0.44	5	5	5
EQ	Long/Short Eq	MainStay Marketfield I	MFLDX	9.6	-24.2	02/09	12.7	8.1	7.0	3	0.73	1.15	1.34	5	5	5
EQ	Mid-Cap Bld	Weitz Part III Oppor Instl	WPOPX	13.1	-35.5	02/09	18.9	12.3	12.0	4	0.68	1.04	1.07	5	5	5
EQ	Mid-Cap Bld	Prospector Opportunity	POPFX	9.9	-32.7	02/09	15.4	10.5	10.9	4	0.63	0.92	0.89	5	5	5
EQ	Mid-Cap Val	Guggenheim Mid-Cap Core	CZA	11.8	-43.7	02/09	20.0	14.0	15.6	4	0.58	0.82	0.74	5	5	5
EQ	Mid-Cap Val	Amer Cent NT Mid Cap Val I	ACLMX	10.4	-37.9	02/09	18.3	13.0	12.1	4	0.55	0.78	0.83	5	5	5
EQ	Mid-Cap Val	American Cent Mid Cap Val Inv	ACMVX	9.9	-38.3	02/09	18.3	13.1	12.3	4	0.53	0.74	0.78	5	5	5
EQ	Multialtern	Hundredfold Select Alt Svc	SFHYX	9.6	-11.0	02/09	6.9	3.2	3.2	2	1.35	2.93	2.88	5	5	5
EQ	Natural Res	First Trust Materials AlpDEX	FXZ	7.6	-61.5	02/09	31.2	22.2	23.5	5	0.23	0.33	0.31	5	5	5
EQ	Natural Res	Guggen S&P 500 Eq Wt Mts	RTM	7.2	-54.7	02/09	28.5	19.0	18.7	5	0.24	0.36	0.37	5	5	5
EQ	Natural Res	PowerShs Dyn Basic Materials	PYZ	6.6	-59.4	02/09	29.6	21.3	25.2	5	0.21	0.30	0.25	5	5	5
EQ	Real Estate	PIMCO Real Est Real Ret St A	PETAX	11.1	-70.3	02/09	38.1	27.7	26.9	5	0.29	0.39	0.40	5	5	5
EQ	Small Blend	PIMCO Sm Cap SkPLUS AR Ins	PSCSX	16.0	-47.9	02/09	26.3	18.0	15.5	5	0.60	0.87	1.01	5	5	5
EQ	Small Growth	AllianzGI Ult Micro Cap Inst	AUMIX	17.2	-48.2	02/09	28.1	18.8	16.4	5	0.60	0.90	1.04	5	5	5
EQ	Small Growth	Buffalo Micro Cap	BUFOX	12.6	-50.5	02/09	26.3	18.2	17.0	5	0.47	0.67	0.72	5	5	5
EQ	Small Growth	Champlain Small Company Adv	CIPXS	10.1	-39.4	02/09	19.9	14.2	14.0	4	0.49	0.69	0.70	5	5	5
EQ	Small Value	Walthausen Small Cap Value	WSCVX	18.6	-47.3	02/09	26.0	16.9	14.5	5	0.71	1.09	1.26	5	5	5
EQ	Small Value	Pinnacle Value	PVFIX	5.4	-20.6	02/09	9.7	6.7	5.9	3	0.53	0.76	0.87	5	5	5
EQ	Technology	First Trust Dow Jones Int Idx	FDN	14.2	-47.2	11/08	24.5	16.2	17.1	5	0.57	0.86	0.81	5	5	5
EQ	Utilities	Guggen S&P 500 Eq Wt Utilitie	RYU	7.8	-36.7	02/09	14.7	11.0	15.1	4	0.51	0.68	0.50	5	5	5
EQ	World Stock	Artisan Global Value Investor	ARTGX	9.1	-42.3	02/09	19.0	13.3	13.2	4	0.46	0.66	0.67	5	5	5
EQ	World Stock	MainStay Epoch GI Eqty Yld I	EPSYX	5.3	-39.2	02/09	15.7	11.3	15.8	4	0.32	0.45	0.32	5	5	5

Type	Category	Name	Symbol	APR	MAXDD	Date	STDEV	DSDEV	Ulcer Index	Risk Group	Sharpe Ratio	Sortino Ratio	Martin Ratio	Return Group		
														5Y	3Y	1Y
FI	Bank Loan	T. Rowe Price Insl Float Rate	RPIFX	6.8	-19.4	12/08	8.6	6.4	5.3	2	0.76	1.02	1.24	5	4	3

FI	Bank Loan	RidgeWor Seix FI RT Hi Inc I	SAMBX	6.2	-21.9	12/08	8.7	6.7	6.1	2	0.69	0.88	0.97	5	5	3
FI	Bank Loan	Virtus Senior Floating Rate A	PSFRX	6.1	-20.9	12/08	8.6	6.4	5.7	2	0.68	0.90	1.02	5	2	2
FI	Bank Loan	DWS Floating Rate A	DFRAX	6.2	-27.0	12/08	10.4	7.9	7.7	3	0.57	0.75	0.77	4	1	2
FI	Bank Loan	Lord Abbett Floating Rate A	LFRAX	5.5	-21.8	12/08	8.7	6.8	6.0	2	0.59	0.76	0.86	4	4	3
FI	Bank Loan	Pioneer Floating Rate A	FLARX	5.0	-23.7	12/08	9.0	6.9	6.4	2	0.53	0.69	0.74	4	4	1
FI	Bank Loan	MainStay Floating Rate A	MXFAX	4.9	-22.6	12/08	8.7	6.7	6.1	2	0.53	0.69	0.75	4	3	2
FI	Bank Loan	JHancock2 Floating Rate Inc A	JFIAX	5.6	-26.3	12/08	10.6	8.2	7.4	3	0.50	0.65	0.71	3	1	2
FI	Bank Loan	Colum Floating Rate A	RFRAX	5.3	-29.0	12/08	10.5	8.3	8.5	3	0.48	0.61	0.59	2	2	2
FI	Bank Loan	Hartford Floating Rate A	HFLAX	5.2	-29.5	12/08	10.8	8.6	8.5	3	0.45	0.57	0.58	2	2	2
FI	Bank Loan	Putnam Floating Rate Income A	PFLRX	5.1	-29.6	12/08	11.0	8.5	8.6	3	0.43	0.56	0.56	2	4	3
FI	EMs Bond	PowerShs EMs Sovereign Db	PCY	9.7	-26.0	10/08	13.0	10.0	6.2	4	0.72	0.93	1.50	4	3	3
FI	EMs Bond	T. Rowe Price Instl EMs Bond	TREBX	9.2	-24.5	11/08	12.6	9.7	6.6	3	0.71	0.92	1.35	4	4	4
FI	EMs Bond	iS JPMorg USD Emerg Mrkts Bd	EMB	8.8	-21.7	10/08	11.3	8.4	5.4	3	0.75	1.01	1.56	4	3	3
FI	EMs Bond	BlkRk Em Mkt Local Db Inv A	BAEDX	8.3	-21.8	10/08	11.3	8.6	5.2	3	0.71	0.93	1.53	4	5	4
FI	EMs Bond	Stone Harbor EMs Db Instl	SHMDX	10.0	-26.8	10/08	13.4	10.5	7.3	4	0.73	0.93	1.32	3	4	3
FI	EMs Bond	Colum Emerging Markets Bond A	REBAX	9.9	-28.4	10/08	14.4	11.1	7.6	4	0.67	0.86	1.27	3	4	2
FI	EMs Bond	Gold Sachs Emerging Mkt Db A	GSDAX	8.7	-28.0	10/08	13.8	11.0	7.4	4	0.61	0.77	1.14	3	3	2
FI	EMs Bond	Franklin Temp EM Db Op Adv	FEMDX	9.6	-30.2	12/08	13.7	10.4	9.7	4	0.68	0.90	0.97	2	3	5
FI	EMs Bond	PIMCO Emerging Local Bd Instl	PELBX	8.4	-25.0	11/08	15.5	10.7	7.9	4	0.52	0.75	1.03	2	1	2
FI	EMs Bond	Eaton Vance EMs Local Inc A	EEIAX	6.4	-24.4	02/09	14.8	10.7	7.9	4	0.41	0.57	0.78	1	1	1
FI	EMs Bond	Forward EM Corporate Db Inst	FFXIX	5.2	-17.9	10/08	12.3	8.7	6.9	4	0.40	0.57	0.72	1	1	3
FI	EMs Bond	Goldman Sachs Local EMs Db A	GAMDX	4.6	-29.2	02/09	15.7	11.9	10.1	4	0.28	0.37	0.43	1	1	2
FI	High Yld Bond	First Eagle High Yield I	FEHIX	14.8	-21.8	11/08	11.1	6.8	5.6	3	1.31	2.15	2.62	5	3	4
FI	High Yld Bond	Principal High Yld Fd I Inst	PYHIX	11.9	-25.0	11/08	12.0	8.1	6.6	3	0.97	1.44	1.76	5	3	3
FI	High Yld Bond	PACE High Yield P	PHYXP	11.8	-25.6	11/08	12.2	8.2	6.9	3	0.94	1.41	1.67	5	2	3
FI	High Yld Bond	MainStay High Yield Oppor A	MYHAX	11.7	-21.7	11/08	12.0	7.7	5.6	3	0.96	1.49	2.05	5	1	1
FI	High Yld Bond	TIAA-CREF High-Yield Inst	TIHYX	10.7	-25.5	11/08	11.4	7.8	6.6	3	0.92	1.34	1.57	5	5	5
FI	High Yld Bond	JHFunds2 US High Yield Bd 1	JIHLX	9.9	-25.4	11/08	10.9	7.9	6.4	3	0.87	1.22	1.49	5	5	5
FI	High Yld Bond	Access Flex High Yield Inv	FYAIX	9.1	-20.9	03/09	12.3	7.2	5.8	3	0.72	1.22	1.54	5	3	1
FI	High Yld Bond	Intrepid Income	ICMYX	5.6	-14.6	11/08	6.1	4.7	3.7	2	0.87	1.12	1.44	5	5	5
FI	High Yld Bond	Stone Harbor High Yld Bd Inst	SHHYX	9.6	-25.3	11/08	11.2	8.0	6.8	3	0.83	1.15	1.37	4	3	3
FI	High Yld Bond	Colum Income Oppor A	AIOAX	9.1	-22.5	11/08	10.4	7.3	6.2	3	0.85	1.21	1.40	4	4	2
FI	High Yld Bond	Rydex High Yield Strategy A	RYHDX	7.8	-19.6	03/09	11.0	6.4	5.9	3	0.68	1.17	1.27	4	3	1
FI	High Yld Bond	ING Pioneer High Yield Port I	IPHIX	12.2	-32.0	11/08	15.7	10.7	10.3	4	0.76	1.12	1.16	3	1	1
FI	High Yld Bond	JHFunds2 High Yield 1	JIHDX	11.2	-32.5	11/08	14.1	10.3	10.0	3	0.77	1.06	1.09	3	2	4
FI	High Yld Bond	ING PIMCO High Yield Port S	IPHYX	10.4	-29.9	11/08	13.1	8.9	8.7	3	0.77	1.14	1.17	3	4	3
FI	High Yld Bond	Strat Advisers Income Oppor	FPIOX	10.4	-30.5	11/08	13.1	9.5	9.3	3	0.77	1.07	1.08	3	2	3
FI	High Yld Bond	Aegis High Yield I	AHYFX	9.9	-27.1	11/08	14.3	9.8	8.8	5	0.68	0.98	1.10	3	1	1
FI	High Yld Bond	Fidelity Foc High Income	FHIFX	8.1	-25.2	11/08	10.6	7.9	6.7	3	0.74	0.98	1.15	3	5	4
FI	High Yld Bond	Aquila Three Peaks High Inc A	ATPAX	5.6	-20.8	11/08	8.7	6.6	5.0	2	0.61	0.81	1.07	3	5	1
FI	High Yld Bond	SPDR Barclays High Yield Bond	JNK	9.0	-35.7	11/08	15.7	11.3	10.7	4	0.56	0.78	0.82	2	3	2
FI	High Yld Bond	iShs iBoxx \$ High Yld Corp Bd	HYG	8.8	-31.8	11/08	14.0	10.2	9.0	3	0.60	0.83	0.94	2	4	2
FI	High Yld Bond	JHVIT Amer At Hi-Inc Bd Tr S	JAHTX	7.9	-27.0	11/08	11.2	8.3	8.7	3	0.68	0.92	0.88	2	2	2
FI	High Yld Bond	Dunham High-Yield Bond C	DCHYX	7.4	-23.8	11/08	9.8	7.6	7.2	3	0.73	0.94	0.99	2	3	3
FI	High Yld Bond	JHFunds2 High Income NAV	JHAQX	9.9	-41.5	02/09	18.7	12.8	15.5	5	0.52	0.75	0.62	1	1	5
FI	High Yld Bond	Gr-West Putnam Hi Yld Bd Init	MXHYX	8.1	-35.0	11/08	14.2	10.8	11.1	4	0.55	0.73	0.70	1	2	3
FI	High Yld Bond	Integrity High Income A	IHFAX	7.6	-36.7	11/08	15.4	11.2	10.7	4	0.48	0.65	0.69	1	3	1
FI	High Yld Bond	Timothy Plan High Yield Bd A	TPHAX	7.2	-32.5	11/08	14.0	10.4	10.1	4	0.49	0.66	0.68	1	3	1
FI	High Yld Bond	PowerShs Fd High Yld Corp Bd	PHB	4.0	-38.8	11/08	14.5	11.5	13.8	4	0.26	0.33	0.27	1	4	4

FI	High Yld Bond	Dir Dyn High Yield Bd Inv	PDHYX	3.5	-17.5	03/09	9.0	6.1	5.8	3	0.36	0.53	0.55	1	1	1
FI	Infl-Prot Bond	DFA Inflation-Prot Sec I	DIPSX	6.2	-12.6	10/08	7.6	5.1	3.0	2	0.78	1.16	1.95	5	4	4
FI	Infl-Prot Bond	SPDR Barclays TIPS	IPE	5.8	-12.2	10/08	7.2	5.0	2.9	2	0.77	1.12	1.90	5	4	4
FI	Infl-Prot Bond	iShs Barclays TIPS Bond	TIP	5.7	-12.2	10/08	7.2	4.9	2.9	2	0.76	1.10	1.86	5	4	4
FI	Infl-Prot Bond	ING BlkRk Infl-Prot Bd Port I	IBRIX	5.5	-11.5	10/08	6.6	4.5	2.7	2	0.79	1.16	1.94	5	3	4
FI	Infl-Prot Bond	Harbor Real Return Instl	HARRX	6.1	-15.0	11/08	7.8	5.4	3.5	2	0.74	1.08	1.67	4	3	5
FI	Infl-Prot Bond	Schwab Treas Infl Prot Secs I	SWRSX	5.2	-11.9	10/08	7.1	4.8	3.0	2	0.70	1.02	1.68	4	3	3
FI	Infl-Prot Bond	BlkRk Inf Prot Bond Inv A	BPRAX	4.6	-11.5	10/08	6.7	4.5	2.5	2	0.64	0.96	1.71	4	2	1
FI	Infl-Prot Bond	JHFunds2 Real Return Bond 1	JIRRX	6.4	-17.1	11/08	8.4	5.6	4.0	2	0.73	1.09	1.52	3	4	5
FI	Infl-Prot Bond	VALIC Co I Inflation Prot	VCTPX	5.5	-13.5	10/08	7.5	5.2	3.7	2	0.70	1.02	1.44	3	4	5
FI	Infl-Prot Bond	Gold Sachs Inf Prot Secs A	GSAPX	4.7	-11.8	10/08	7.2	4.8	2.9	2	0.61	0.92	1.51	3	2	2
FI	Infl-Prot Bond	Colum Infl Protected Secs A	APSAX	4.4	-11.5	10/08	7.1	4.8	2.9	2	0.58	0.87	1.44	3	2	2
FI	Infl-Prot Bond	Amer Beac Treas Infl Prot Sec	ATPIX	4.4	-10.9	11/08	5.7	4.2	2.7	2	0.72	0.98	1.53	3	5	5
FI	Infl-Prot Bond	Delaware Inf Prot Bond A	DIPAX	3.9	-9.5	11/08	6.1	4.0	2.3	3	0.60	0.91	1.54	3	1	1
FI	Infl-Prot Bond	Nuveen Inflation Prot Sec A	FAIPX	4.7	-12.9	11/08	7.1	4.8	3.2	2	0.63	0.93	1.37	2	2	1
FI	Infl-Prot Bond	MassMut Pre Infl-Prot and Inc	MPSAX	4.2	-12.3	10/08	7.2	5.0	3.0	2	0.55	0.80	1.33	2	2	1
FI	Infl-Prot Bond	Am Cent ShDur Infl Prot Bd A	APOAX	3.7	-11.4	11/08	6.7	4.5	2.8	2	0.51	0.76	1.20	2	1	1
FI	Infl-Prot Bond	DWS Global Inflation A	TIPAX	4.2	-13.2	10/08	7.4	5.2	3.5	2	0.53	0.75	1.14	1	3	2
FI	Infl-Prot Bond	JPMorgan Real Return A	RRNAX	3.9	-13.0	11/08	7.2	5.1	3.4	2	0.50	0.72	1.08	1	2	2
FI	Infl-Prot Bond	MFS Inflation-Adjusted Bond A	MIAAX	3.8	-12.2	10/08	7.2	5.0	3.1	2	0.49	0.70	1.12	1	1	1
FI	Infl-Prot Bond	Federated Real Return Bond A	RRFAX	2.7	-12.3	10/08	7.0	4.9	2.8	2	0.34	0.49	0.87	1	1	1
FI	Infl-Prot Bond	Principal Inf Protection Inst	PIPIX	2.5	-21.1	02/09	8.2	6.5	8.8	2	0.27	0.34	0.25	1	4	4
FI	Infl-Prot Bond	Franklin Real Return A	FRRAX	1.8	-12.1	11/08	6.2	4.7	3.7	2	0.24	0.32	0.40	1	1	1
FI	Interm Gov	PIA MBS Bond	PMTGX	4.9	-1.4	10/08	2.6	1.0	0.3	1	1.76	4.59	14.03	5	5	3
FI	Interm Gov	Goldman Sachs US Mortgages A	GSUAX	4.6	-5.6	10/08	3.3	2.0	1.2	1	1.29	2.15	3.44	2	5	2
FI	Interm Gov	iShs Bar 3-7 Year Treas Bd	IEI	4.4	-3.3	06/09	4.1	2.4	1.2	2	1.01	1.75	3.39	2	2	4
FI	Interm Gov	SPDR Barclays Inter Tm Treas	ITE	3.7	-2.4	06/09	3.4	1.9	0.9	1	1.00	1.81	3.61	2	2	4
FI	Interm Gov	Fid Spartan Int Tr Bd Idx Inv	FIBIX	5.7	-5.8	06/09	6.5	3.6	2.3	2	0.84	1.53	2.37	1	2	3
FI	Int-Tm Bond	William Blair Bond I	WBFIX	7.0	-6.3	10/08	4.0	2.3	1.0	2	1.71	2.94	6.64	5	4	3
FI	Int-Tm Bond	PMC Core Fixed Income	PMFIX	7.0	-4.7	10/08	4.1	1.8	0.9	2	1.63	3.68	7.83	5	3	2
FI	Int-Tm Bond	JHFunds2 Core Bond NAV	JHCDX	6.7	-5.3	10/08	3.8	2.2	0.9	2	1.69	2.91	6.96	5	3	2
FI	Int-Tm Bond	Schroder Tot Ret Fx Inc Adv	SBBVX	6.4	-2.3	10/08	3.3	1.3	0.5	1	1.87	4.52	11.36	5	3	2
FI	Int-Tm Bond	Great-West Fed Bond Init	MXFDX	6.3	-5.5	10/08	3.8	2.2	0.9	2	1.58	2.73	6.62	5	3	2
FI	Int-Tm Bond	American Cent NT Divr Bond I	ACLDX	5.8	-3.2	10/08	3.3	1.6	0.7	1	1.67	3.33	8.19	5	2	2
FI	Int-Tm Bond	SPDR Barclays Aggregate Bond	LAG	5.5	-3.1	10/08	3.6	1.6	0.7	1	1.45	3.21	7.56	5	2	2
FI	Int-Tm Bond	iShs Core Tot US Bd Mkt ETF	AGG	5.3	-3.6	10/08	3.6	1.8	0.7	1	1.38	2.84	6.66	5	2	2
FI	Int-Tm Bond	American Cent Core Plus A	ACCQX	5.0	-3.1	10/08	3.2	1.5	0.6	1	1.46	3.11	7.69	5	2	2
FI	Int-Tm Bond	BlkRk Bd Allc Tgt Shs Ser Svc	BRASX	4.8	-1.0	11/08	1.6	0.6	0.2	1	2.83	7.89	28.03	5	5	3
FI	Int-Tm Bond	iShs Barclays MBS Bond	MBB	4.8	-1.5	12/09	2.7	1.1	0.4	1	1.66	4.00	11.66	5	3	2
FI	Int-Tm Bond	T. Rowe Price Instl Core Plus	TICPX	7.0	-7.0	10/08	4.1	2.5	1.2	2	1.64	2.67	5.43	4	5	3
FI	Int-Tm Bond	Eaton V Invest Grade Inc I	EIGIX	5.7	-5.0	10/08	4.0	2.2	0.9	2	1.35	2.53	6.05	4	5	3
FI	Int-Tm Bond	Northern Bond Index	NOBOX	5.1	-3.3	10/08	3.5	1.7	0.7	1	1.37	2.85	6.57	4	2	2
FI	Int-Tm Bond	ING US Bond Index Port I	ILBAX	5.1	-3.5	10/08	3.3	1.6	0.7	1	1.45	3.03	6.47	4	2	2
FI	Int-Tm Bond	FCI Bond	FCIZX	5.1	-4.4	10/08	3.4	1.9	0.9	1	1.42	2.55	5.33	4	2	3
FI	Int-Tm Bond	Guggenheim Enhanced Core Bond	GIY	4.8	-4.4	10/08	3.8	1.9	0.9	1	1.19	2.36	5.23	4	2	2
FI	Int-Tm Bond	Dreyfus Tot Return Adv A	DTRAX	4.5	-4.1	10/08	3.9	2.0	0.8	2	1.08	2.15	5.46	4	1	2
FI	Int-Tm Bond	iShs Bar Int Govt/Credit Bd	GVI	4.4	-3.4	10/08	3.3	1.7	0.7	1	1.27	2.46	5.63	4	2	2
FI	Int-Tm Bond	Mann & Nap Core Plus Bond	EXCPX	8.3	-8.4	10/08	5.6	3.0	1.6	2	1.43	2.65	4.93	3	3	3
FI	Int-Tm Bond	PIMCO Fd Advtg Abs Ret St I	PFATX	8.1	-6.7	11/08	7.5	3.9	2.1	2	1.04	2.01	3.73	3	1	5

FI	Int-Tm Bond	Mann & Nap Core Bond	EXCRX	7.4	-8.5	10/08	5.6	3.0	1.6	2	1.28	2.34	4.37	3	3	3
FI	Int-Tm Bond	JHFunds2 Tot Return NAV	JHTRX	7.2	-5.4	10/08	4.8	2.5	1.4	2	1.45	2.71	4.77	3	2	3
FI	Int-Tm Bond	Strat Advisers Core Income	FPCIX	7.2	-7.6	10/08	4.1	2.4	1.8	2	1.66	2.86	3.85	3	4	3
FI	Int-Tm Bond	TIAA-CREF Bond Plus Inst	TIBFX	6.3	-5.9	10/08	3.6	2.1	1.3	1	1.66	2.79	4.69	3	4	3
FI	Int-Tm Bond	Madison Mosaic Invt Gr Cp Bd	COINX	6.3	-6.7	10/08	4.6	2.6	1.2	2	1.29	2.31	4.92	3	2	2
FI	Int-Tm Bond	Dela Pooled Core Focus Fx Inc	DCFIX	6.2	-6.0	10/08	3.9	2.2	1.3	2	1.51	2.63	4.57	3	3	2
FI	Int-Tm Bond	CM Advisors Fixed Income	CMFIX	5.7	-9.3	10/08	5.5	3.8	1.4	2	0.99	1.43	3.77	3	4	2
FI	Int-Tm Bond	Schwab Intermediate-Term Bond	SWIIX	5.7	-5.1	10/08	3.4	2.0	1.4	1	1.57	2.74	3.86	3	3	2
FI	Int-Tm Bond	iShs Barclays Gov/Credit Bond	GBF	5.3	-5.3	10/08	4.7	2.4	1.1	2	1.09	2.09	4.53	3	2	2
FI	Int-Tm Bond	Dunham Corporate/Gov Bond C	DCCGX	5.3	-5.9	10/08	3.7	2.0	1.1	2	1.36	2.51	4.46	3	2	2
FI	Int-Tm Bond	Calamos Tot Return Bond A	CTRAX	4.1	-4.1	10/08	4.0	2.1	0.9	2	0.96	1.87	4.42	3	1	2
FI	Int-Tm Bond	JHFunds2 Active Bond 1	JIADX	7.8	-10.0	11/08	5.0	3.1	2.9	2	1.51	2.43	2.62	2	5	3
FI	Int-Tm Bond	BlkRk Bond Allc Tgt Shs Ser C	BRACX	7.8	-15.9	10/08	7.6	5.1	3.3	2	1.00	1.47	2.27	2	4	3
FI	Int-Tm Bond	BMO Aggregate Bond I	MRAIX	7.4	-10.6	11/08	6.2	3.6	2.8	2	1.15	1.97	2.49	2	3	2
FI	Int-Tm Bond	iShs Barclays Credit Bond	CFT	7.2	-13.2	10/08	6.9	4.4	2.8	2	0.99	1.55	2.48	2	2	2
FI	Int-Tm Bond	ING Invest Grade Credit SMA	ISCFX	6.6	-9.3	10/08	5.3	3.4	2.0	2	1.19	1.84	3.21	2	2	2
FI	Int-Tm Bond	Optimum Fixed Income A	OAFIX	6.3	-10.1	11/08	5.1	2.9	3.0	2	1.18	2.07	2.04	2	3	2
FI	Int-Tm Bond	iShs Barclays Inter Credit Bd	CIU	6.2	-10.6	10/08	5.3	3.6	2.2	2	1.11	1.64	2.69	2	2	3
FI	Int-Tm Bond	JHFunds2 Invest Quality Bd 1	JIQBX	6.2	-8.7	10/08	5.1	3.2	1.8	2	1.16	1.86	3.33	2	2	2
FI	Int-Tm Bond	Gd Sachs Core Plus Fx Inc A	GSFAX	5.6	-9.7	10/08	4.6	2.9	2.3	2	1.14	1.83	2.30	2	4	3
FI	Int-Tm Bond	Ave Maria Bond	AVEFX	5.1	-6.0	10/08	4.4	3.0	1.6	2	1.08	1.62	3.06	2	2	2
FI	Int-Tm Bond	Ancora Income C	ANICX	7.3	-25.1	02/09	12.4	9.2	7.5	3	0.57	0.77	0.94	1	5	3
FI	Int-Tm Bond	BlkRk Bond Allc Tgt Shs Ser M	BRAMX	6.0	-13.1	11/08	7.3	4.3	3.4	2	0.79	1.34	1.67	1	1	2
FI	Int-Tm Bond	Gold Sachs Inv Grade Credit A	GSGAX	5.7	-15.1	10/08	6.8	4.9	5.0	2	0.80	1.11	1.09	1	3	2
FI	Int-Tm Bond	Brandes Core Plus Fixed Inc I	BCPIX	5.7	-16.7	11/08	6.0	4.4	5.8	2	0.90	1.22	0.93	1	4	5
FI	Int-Tm Bond	MassMutual Select Strat Bd A	MSBAX	5.2	-14.7	11/08	6.3	4.3	4.2	2	0.79	1.15	1.19	1	4	2
FI	Int-Tm Bond	Colum LifeGoal Income A	NLFAX	4.7	-12.3	11/08	5.1	3.6	3.6	2	0.86	1.22	1.24	1	2	2
FI	Int-Tm Bond	ING Bond Portfolio	IABPX	4.1	-13.5	11/08	5.0	3.8	4.1	2	0.75	0.99	0.91	1	2	3
FI	Int-Tm Bond	Pac Financial Strat Cnsv I	PFGSX	3.4	-5.4	10/08	3.0	1.9	1.9	1	1.05	1.63	1.63	1	4	5
FI	Int-Tm Bond	Direxion Evolution Mgd Bd Inv	PEMVX	2.8	-6.8	10/08	4.7	2.8	1.8	2	0.54	0.90	1.43	1	1	2
FI	Long Gov	iShs Bar 10-20 Year Treas Bd	TLH	7.8	-9.1	05/09	10.8	5.8	4.3	4	0.69	1.29	1.76	5	4	4
FI	Long Gov	Dir Mn 10 Year Note Bull 2X	DXKLX	9.3	-19.0	12/09	18.6	10.2	8.6	5	0.49	0.89	1.04	3	3	4
FI	Long Gov	SPDR Bar Cap Long Tm Treas	TLO	8.3	-12.9	12/09	13.7	7.3	6.6	5	0.58	1.10	1.21	3	2	2
FI	Long Gov	Fid Spartan L/T Tr Bd Idx Inv	FLBIX	8.2	-13.4	12/09	13.8	7.3	6.9	5	0.57	1.08	1.14	3	2	2
FI	Long Gov	PowerShs 1-30 Laddered Treas	PLW	6.7	-11.0	05/09	10.3	5.7	5.3	4	0.62	1.13	1.21	3	3	3
FI	Long Gov	PIMCO Extended Duration Instl	PEDIX	12.3	-28.4	03/10	27.8	14.6	15.1	5	0.43	0.82	0.79	2	1	2
FI	Long Gov	Vanguard Ext Dur Treas Idx I	VEDTX	10.2	-37.6	03/10	27.5	15.2	21.4	5	0.36	0.65	0.46	1	1	2
FI	Long-Tm Bond	Calvert Long Term Income A	CLDAX	9.3	-4.6	10/08	5.3	2.4	0.9	3	1.70	3.70	10.15	5	5	2
FI	Long-Tm Bond	Steward Select Bond Inst	SEACX	4.0	-1.9	10/08	2.4	1.1	0.5	1	1.58	3.35	7.28	5	4	2
FI	Long-Tm Bond	PIMCO Long Dur Tot Ret Instl	PLRIX	10.7	-11.2	10/08	10.7	5.3	3.1	3	0.98	1.97	3.34	4	2	2
FI	Long-Tm Bond	BlackRock Long Dur Bond Inv A	BLADX	9.2	-12.6	10/08	11.0	5.6	3.6	4	0.81	1.59	2.48	3	1	2
FI	Long-Tm Bond	PIA BBB Bond	PBBBX	8.8	-16.3	10/08	7.9	5.5	3.6	2	1.09	1.56	2.40	3	5	3
FI	Long-Tm Bond	Nuveen Preferred Securities A	NPSAX	9.1	-46.8	02/09	20.6	14.1	13.5	4	0.43	0.63	0.65	2	1	3
FI	Long-Tm Bond	iShs S&P U.S. Pref Stock Idx	PFF	6.8	-53.5	02/09	25.6	18.2	15.7	5	0.26	0.36	0.42	1	1	3
FI	Long-Tm Bond	PowerShs Financial Preferred	PGF	5.6	-61.4	02/09	31.3	22.5	17.5	5	0.17	0.24	0.30	1	1	3
FI	Long-Tm Bond	PowerShs Preferred	PGX	2.9	-53.6	02/09	23.4	18.6	18.2	5	0.11	0.14	0.15	1	5	4
FI	Long-Tm Bond	SunAm 2020 Hi Watermark A	HWKAX	0.7	-21.9	10/08	11.0	8.4	10.6	3	0.04	0.05	0.04	1	1	2
FI	Multisec Bond	PIMCO Income A	PONAX	11.3	-10.3	02/09	5.7	3.2	3.2	2	1.93	3.49	3.48	5	5	5
FI	Multisec Bond	JHancock2 Strat Inc Opps NAV	JHSEX	10.0	-11.8	11/08	7.5	4.8	3.7	2	1.30	2.01	2.62	5	2	2

FI	Multisec Bond	Neub Berm Strategic Income I	NSTLX	9.5	-7.3	10/08	5.5	2.7	1.5	2	1.70	3.42	6.25	5	5	5
FI	Multisec Bond	Sierra Core Retirement A	SIRAX	7.5	-5.6	03/09	6.8	1.7	1.7	2	1.05	4.16	4.33	5	2	2
FI	Multisec Bond	JHVIT Strat Inc Opps Tr Ser I	JESNX	9.4	-11.8	11/08	7.6	5.1	3.9	3	1.21	1.79	2.32	4	2	2
FI	Multisec Bond	PIMCO Diversified Inc A	PDVAX	8.2	-19.3	11/08	8.8	6.2	5.8	2	0.90	1.28	1.35	3	2	2
FI	Multisec Bond	JHFunds2 Spectrum Income NAV	JHSTX	6.9	-14.0	02/09	7.2	4.9	4.2	2	0.92	1.36	1.57	3	3	2
FI	Multisec Bond	FDP S Fkln Temp Ttl Ret FDP I	MDFFX	5.5	-13.4	11/08	6.0	4.0	3.7	2	0.87	1.29	1.40	3	4	2
FI	Multisec Bond	Brandes Separately Mgd Acct R	SMARX	9.0	-34.0	11/08	12.5	9.2	11.5	3	0.69	0.95	0.76	2	3	2
FI	Multisec Bond	Thornburg Strategic Income A	TSIAX	7.9	-23.0	11/08	9.0	6.5	6.8	2	0.85	1.16	1.12	2	3	2
FI	Multisec Bond	GMO Strategic Fixed Income VI	GMFIX	5.9	-19.3	12/08	7.3	5.7	6.4	2	0.77	1.00	0.88	2	3	5
FI	Multisec Bond	Hartford Strategic Income A	HSNAX	5.3	-21.3	11/08	8.2	6.7	6.5	2	0.61	0.75	0.77	2	3	2
FI	Multisec Bond	Direxion HCM Freedom Svc	HCMFX	3.9	-8.6	03/09	5.1	3.4	3.6	2	0.70	1.07	0.99	2	1	2
FI	Multisec Bond	Changing Parameters	CPMPX	1.9	-7.7	06/10	4.4	3.2	2.5	3	0.37	0.51	0.65	2	1	2
FI	Multisec Bond	Henderson Strategic Income A	HFAAX	3.6	-38.4	02/09	14.7	11.6	13.4	4	0.22	0.28	0.24	1	1	2
FI	Multisec Bond	SEI Instl Mgd Enhanced Inc A	SEEAX	-0.1	-25.6	03/09	6.8	6.1	11.7	3	-0.05	-0.06	-0.03	1	2	2
FI	Muni Calif Lg	SPDR Nuv Bar Cap CA Muni Bd	CXA	6.8	-9.0	01/11	6.8	4.2	2.9	3	0.96	1.54	2.27	5	2	2
FI	Muni Calif Lg	iShs S&P CA AMT-Free Muni Bd	CMF	6.1	-6.9	01/11	5.5	3.5	2.2	2	1.05	1.67	2.66	5	4	3
FI	Muni Calif Lg	PwrShs Insured CA Muni Bd	PWZ	6.1	-12.1	11/08	7.3	4.9	3.9	3	0.80	1.19	1.49	2	1	3
FI	Muni Calif Lg	Nuveen CA High Yld Muni Bd A	NCHAX	7.1	-30.7	12/08	12.7	8.9	9.6	4	0.54	0.76	0.71	1	2	5
FI	Muni High Yld	Mgrs AMG GW&K Muni Enh Yld I	GWMEY	8.0	-24.3	12/08	10.3	7.1	6.6	3	0.75	1.09	1.17	5	3	2
FI	Muni High Yld	BlkRk High Yield Muni Inv A	MDYHX	6.3	-26.6	12/08	10.9	7.7	8.0	3	0.56	0.79	0.75	3	2	2
FI	Muni High Yld	Dreyfus High Yield Muni Z	DHMBX	5.6	-22.7	12/08	9.1	6.5	6.8	2	0.59	0.82	0.78	3	2	3
FI	Muni High Yld	Hartford Municipal Oppor A	HHMAX	4.2	-22.2	12/08	8.6	6.2	6.8	3	0.46	0.64	0.58	2	1	2
FI	Muni High Yld	PIMCO High Yield Muni Bond A	PYMAX	4.3	-27.5	12/08	9.8	7.2	8.7	3	0.41	0.55	0.46	1	3	2
FI	Muni High Yld	Pioneer High Inc Municipal A	PIMAX	4.1	-29.6	12/08	12.8	9.0	10.7	3	0.30	0.43	0.36	1	1	5
FI	Muni High Yld	Lord Abbett Hi Yld Muni Bd A	HYMAX	4.1	-30.9	12/08	11.4	8.4	10.0	3	0.34	0.46	0.38	1	1	5
FI	Muni Mass	Oppen Rochester MA Muni A	ORMAX	4.2	-33.3	12/08	13.4	9.7	10.4	3	0.30	0.41	0.38	1	2	3
FI	Muni Minn	Oppen Rochester MN Muni A	OPAMX	5.6	-27.7	12/08	10.7	7.9	7.9	3	0.49	0.67	0.67	1	2	4
FI	Muni Nat Int	Lord Abbett Inter Tax Free A	LISAX	5.7	-5.1	10/08	4.7	2.6	1.6	2	1.16	2.09	3.48	4	3	3
FI	Muni Nat Int	Market Vectors Inter Muni ETF	ITM	6.2	-6.3	01/11	5.7	3.4	2.0	2	1.04	1.73	2.96	3	2	3
FI	Muni Nat Int	TIAA-CREF Tax-Exempt Bd Inst	TITIX	5.8	-6.0	01/11	5.2	3.0	1.9	2	1.05	1.83	2.83	3	2	3
FI	Muni Nat Int	JPMorgan Tax Aware High Inc A	JTIAX	5.7	-8.8	11/08	5.3	3.2	2.2	2	1.02	1.69	2.41	2	5	2
FI	Muni Nat Int	SEI Tax-Exempt Tax-Advd Inc A	SEATX	7.4	-23.3	02/09	9.4	6.2	7.3	2	0.76	1.14	0.98	1	5	5
FI	Muni Nat Int	JPMorgan Tax Aware Real Ret A	TXRAX	2.7	-11.8	11/08	5.5	3.6	2.7	2	0.43	0.65	0.88	1	4	1
FI	Muni Nat Lg	Nuveen Muni Tot Ret Mgd Accts	NMTRX	7.9	-6.5	10/08	5.6	3.2	2.3	2	1.37	2.37	3.38	5	5	5
FI	Muni Nat Lg	SPDR Nuv Bar Cap Muni Bond	TFI	6.1	-6.3	01/11	5.3	3.4	2.0	2	1.09	1.73	2.90	5	3	3
FI	Muni Nat Lg	iShs S&P Nat AMT-Free Muni Bd	MUB	5.7	-5.9	01/11	5.1	3.3	2.0	2	1.05	1.61	2.71	5	3	3
FI	Muni Nat Lg	PowerShs Insured Nat Muni Bd	PZA	6.5	-12.6	11/08	7.3	4.9	3.9	3	0.86	1.27	1.60	2	2	3
FI	Muni Nat Lg	Mrk Vect Long Muni Idx ETF	MLN	5.8	-15.3	11/08	8.1	5.7	5.1	3	0.69	0.97	1.08	1	2	3
FI	Muni Nat Lg	Spirit of Am Hi Yld T/F Bd A	SOAMX	4.7	-21.8	12/08	9.4	6.4	6.5	3	0.47	0.69	0.68	1	1	1
FI	Muni Nat Lg	Guggenheim Municipal Income A	GIJAX	4.4	-41.4	02/09	15.3	11.4	14.8	4	0.27	0.37	0.28	1	4	2
FI	Muni Nat Sh	SEI Tax-Exempt Sh Dur Muni A	SUMAX	1.8	-0.5	09/08	0.7	0.3	0.1	1	2.18	5.14	20.48	5	4	5
FI	Muni Nat Sh	Mrk Vect Short Muni Idx ETF	SMB	3.7	-1.9	01/11	2.4	1.2	0.6	1	1.42	2.75	5.97	3	2	3
FI	Muni Nat Sh	SPDR Nuv Bar Cap S/T Muni Bd	SHM	3.0	-1.4	01/11	2.1	1.0	0.5	1	1.30	2.60	5.76	3	2	3
FI	Muni Nat Sh	Franklin Fed Lim-Tm T/F Inc A	FFTFX	2.7	-1.3	01/11	1.8	0.8	0.4	1	1.37	3.01	6.58	3	2	1
FI	Muni Nat Sh	Frost Low Dur Muni Bond Inst	FILMX	2.2	-0.9	12/10	1.5	0.7	0.3	1	1.30	2.64	6.71	3	2	3
FI	Muni Nat Sh	Northern Sh-Inter Tax-Exempt	NSITX	2.6	-1.5	01/11	2.1	1.1	0.5	1	1.13	2.07	4.74	2	2	3
FI	Muni Nat Sh	PowerShs VRDO Tax-Free Weekly	PVI	0.9	0.0	01/13	0.3	0.0	0.0	1	1.95	27.16	78.95	2	4	2
FI	Muni NY Long	SPDR Nuv Bar Cap NY Muni Bd	INY	6.0	-6.7	01/11	5.6	3.6	2.3	2	1.01	1.56	2.49	5	3	4
FI	Muni NY Long	iShs S&P NY AMT-Free Muni Bd	NYF	5.6	-5.9	10/08	4.8	3.2	1.9	2	1.09	1.65	2.77	5	5	4

FI	Muni NY Long	PowerShs Insured NY Muni Bond	PZT	5.4	-13.9	11/08	7.2	5.1	4.4	3	0.71	1.01	1.17	1	2	3
FI	Muni Ohio	Oppen Rochester Ohio Muni A	OROHX	4.2	-30.3	12/08	12.6	9.1	9.8	3	0.31	0.43	0.40	1	2	3
FI	Muni Sing St In	Weitz Nebraska Tax-Free Inc	WNTFX	3.7	-3.6	10/08	3.1	1.8	0.9	1	1.12	1.92	3.67	5	4	4
FI	Muni Sing St In	RidgeWorth NC Tax-Exempt Bd A	SNCIX	4.3	-5.9	01/11	5.0	3.1	2.0	2	0.81	1.28	2.03	1	1	3
FI	Muni Sing St Lg	Oppen Rochester MD Muni A	ORMDX	6.0	-31.2	12/08	12.6	8.9	9.7	3	0.45	0.64	0.59	1	3	3
FI	Muni Sing St Lg	Oppen Rochester VA Muni A	ORVAX	5.1	-32.5	12/08	13.6	9.8	10.6	4	0.35	0.49	0.45	1	1	3
FI	Muni Sing St Lg	Oppen Rochester AZ Muni A	ORAZX	4.9	-33.7	12/08	13.9	10.0	11.5	3	0.33	0.46	0.40	1	3	4
FI	Muni Sing St Lg	Oppen Rochester NC Muni A	OPNCX	4.7	-33.3	12/08	13.4	9.9	10.7	3	0.33	0.44	0.41	1	1	3
FI	Muni Sing St Lg	Oppen Rochester Michigan Muni	ORMIX	1.6	-38.6	12/08	13.7	10.9	15.7	4	0.09	0.12	0.08	1	2	4
FI	Muni Sing St Sh	Fidelity CA S/I Tax-Free Bond	FCSTX	3.7	-1.8	01/11	2.3	1.2	0.6	1	1.48	2.84	6.10	5	4	4
FI	Muni Sing St Sh	DFA CA Short-Term Muni Bond I	DFCMX	2.2	-1.2	12/10	1.5	0.8	0.3	1	1.33	2.59	5.65	4	3	5
FI	Muni Sing St Sh	Oppen Limited Term CA Muni A	OLCAX	4.5	-13.0	12/08	5.6	3.7	3.1	2	0.74	1.13	1.35	1	3	5
FI	Muni Sing St Sh	PIMCO CA Sh Dur Muni Inc A	PCDAX	1.0	-0.9	09/08	1.1	0.6	0.3	1	0.59	1.08	2.20	1	1	1
FI	Nontrad Bond	Iron Strategic Income Inst	IFUNX	9.0	-11.4	11/08	7.3	4.0	3.0	2	1.20	2.19	2.95	3	3	2
FI	Nontrad Bond	Driehaus Active Income	LCMAX	5.8	-9.3	11/11	5.9	3.6	2.6	3	0.93	1.53	2.10	3	2	2
FI	Nontrad Bond	Metropolitan West Strat Inc M	MWSTX	7.5	-27.7	03/09	9.1	6.3	9.4	3	0.80	1.14	0.77	2	3	5
FI	Nontrad Bond	Dreyfus Oppor Fixed Inc A	DSTAX	6.5	-13.8	10/08	7.0	4.7	3.9	2	0.89	1.32	1.57	2	3	3
FI	Nontrad Bond	West Asset Tot Ret Uncons I	WAARX	6.5	-18.9	11/08	7.4	5.1	5.2	2	0.83	1.22	1.18	2	3	4
FI	Nontrad Bond	BlkRk Strat Inc Opps Inv A	BASIX	5.0	-17.4	11/08	6.4	4.8	5.2	2	0.74	1.00	0.92	2	3	3
FI	Nontrad Bond	PIMCO Floating Income A	PFIAX	3.9	-23.5	11/08	9.7	7.1	8.3	3	0.38	0.51	0.44	2	2	2
FI	Nontrad Bond	Eaton V Multi-Strat Abs Ret A	EADDX	3.1	-19.5	11/08	7.7	6.0	5.6	2	0.37	0.47	0.51	2	2	2
FI	Short Gov	Fid Spartan S/T Tr Bd Idx Inv	FSBIX	2.4	-1.3	12/09	2.0	1.2	0.5	1	1.05	1.83	4.65	2	2	4
FI	Short Gov	USFS Funds Limited Dur Govt	USLDX	1.5	-0.8	12/10	0.9	0.5	0.2	1	1.36	2.33	5.21	2	2	5
FI	Short Gov	iShs Barclays Short Treas Bd	SHV	0.4	0.0	02/09	0.3	0.1	0.0	1	0.44	1.27	8.21	1	1	1
FI	Short-Tm Bd	BlackRock US Mort Port Instl	MSUMX	7.8	-3.8	10/08	3.1	1.4	0.9	1	2.45	5.42	8.65	5	5	2
FI	Short-Tm Bd	TIAA-CREF Short-Tm Bond Inst	TISIX	3.6	-1.4	10/08	1.9	1.0	0.3	1	1.78	3.38	9.88	5	3	5
FI	Short-Tm Bd	RS Low Duration Bond A	RLDAX	2.8	-0.6	09/11	1.2	0.5	0.1	1	2.11	5.39	17.30	5	3	2
FI	Short-Tm Bd	American Cent Short Dur A	ACSQX	2.4	-0.5	12/10	1.2	0.4	0.1	1	1.84	5.51	19.08	5	2	2
FI	Short-Tm Bd	TDAM Short-Term Bond	TDSBX	2.4	-1.4	09/08	1.4	0.8	0.2	1	1.48	2.51	8.40	5	3	2
FI	Short-Tm Bd	SA US Fixed Income	SAUFX	1.4	-0.5	12/09	0.9	0.3	0.1	1	1.31	3.52	11.02	5	2	2
FI	Short-Tm Bd	Fed Interm Govt/Corp Instl	FGCIX	5.1	-4.3	10/08	3.2	1.8	0.7	1	1.51	2.66	6.51	4	3	2
FI	Short-Tm Bd	Franklin Low Dur Tot Return A	FLDAX	3.2	-2.4	10/08	2.2	1.3	0.6	1	1.29	2.26	4.47	3	1	2
FI	Short-Tm Bd	HighMark Short Term Bond A	HMSAX	2.4	-2.3	10/08	1.6	0.9	0.4	1	1.34	2.34	4.90	3	2	2
FI	Short-Tm Bd	Leader Short Term Bond Inv	LCCMX	4.4	-7.4	03/09	5.3	3.5	2.6	2	0.79	1.18	1.60	2	1	2
FI	Short-Tm Bd	Colum Limited Dur Credit A	ALDAX	4.1	-7.4	11/08	3.4	2.2	1.9	1	1.13	1.76	1.97	2	2	2
FI	Short-Tm Bd	iShs Bar 1-3 Year Credit Bd	CSJ	3.4	-5.2	10/08	2.9	2.0	1.1	1	1.07	1.57	2.87	2	3	2
FI	Short-Tm Bd	Baird Short-Term Bond Inst	BSBIX	3.2	-4.1	11/08	2.1	1.5	1.1	1	1.43	1.95	2.58	2	4	5
FI	Short-Tm Bd	Pioneer Short Term Income A	STABX	3.2	-5.1	11/08	2.3	1.5	1.2	1	1.25	1.93	2.40	2	5	2
FI	Short-Tm Bd	Amer Fds ST Bd Fd of Am A	ASBAX	1.0	-1.3	10/08	1.1	0.7	0.3	1	0.67	1.11	2.52	2	1	2
FI	Ultrashort Bd	Calvert Ultra-Short Income A	CULAX	2.7	-1.0	09/11	1.2	0.4	0.2	1	2.10	5.89	9.95	5	2	2
FI	Ultrashort Bd	CMG Ultra Short Term Bond	CMGUX	1.6	-1.6	11/08	0.9	0.6	0.3	1	1.38	2.00	3.71	3	3	2
FI	Ultrashort Bd	Guggen Enh Short Dur Bond ETF	GSY	0.7	-0.3	09/11	0.3	0.1	0.1	1	1.17	2.68	4.82	3	2	5
FI	Ultrashort Bd	Metropolitan West Ult Sh Bd M	MWUSX	2.2	-19.9	03/09	6.2	4.8	7.6	2	0.31	0.40	0.25	2	2	3
FI	Ultrashort Bd	RidgeWorth Limited Duration I	SAMLX	0.9	-3.9	12/08	1.4	1.1	0.9	1	0.42	0.55	0.63	2	4	5
FI	Ultrashort Bd	SPDR Bar 1-3 Month T-Bill	BIL	0.2	-0.1	02/13	0.2	0.1	0.0	1	-0.48	-1.37	-1.57	1	1	2
FI	World Bond	RBB Free Mkt Fixed Inc Insl	FMFIX	2.4	-1.3	12/10	1.7	1.0	0.4	1	1.28	2.21	5.09	5	4	4
FI	World Bond	ING Global Bond A	INGBX	5.0	-5.3	10/08	6.7	3.5	1.9	3	0.71	1.34	2.53	4	2	2
FI	World Bond	LM BW Glob Oppor Bd IS	GOBSX	8.3	-17.5	11/08	9.7	6.3	5.2	3	0.82	1.27	1.53	3	5	4
FI	World Bond	Templeton Inter Bond A	TBOAX	7.1	-9.0	02/09	9.7	6.0	2.7	4	0.71	1.14	2.49	3	2	2

FI	World Bond	Dreyfus International Bond A	DIBAX	5.8	-7.7	10/08	9.1	5.2	2.8	3	0.60	1.05	1.98	3	2	2
FI	World Bond	Pioneer Glob Aggregate Bond A	PGABX	4.3	-8.8	10/08	6.2	3.8	2.5	2	0.65	1.05	1.58	3	4	2
FI	World Bond	GuideStone Funds Glob Bd GS4	GGBFX	7.7	-25.4	11/08	11.0	7.8	7.9	3	0.67	0.94	0.94	2	5	5
FI	World Bond	Aberdeen Asia Bond Inst	CSABX	6.2	-19.6	10/08	11.4	8.2	5.9	3	0.52	0.73	1.01	2	2	3
FI	World Bond	PIMCO For Bond (Unhedged) I	PFUIX	5.6	-18.4	11/08	11.1	6.9	6.1	5	0.48	0.77	0.87	2	3	2
FI	World Bond	ING Global Bond Port I	IOSIX	5.1	-22.5	02/09	10.2	8.1	7.7	3	0.47	0.60	0.63	2	4	2
FI	World Bond	JHFunds2 Global Bond 1	JIGDX	5.0	-17.0	11/08	9.3	5.9	5.5	3	0.51	0.79	0.86	2	4	2
FI	World Bond	SPDR DB Intl Gvt Infl-Prot Bd	WIP	3.5	-26.1	11/08	13.4	10.1	9.1	4	0.24	0.32	0.35	2	2	2
FI	World Bond	Loomis Sayles Inter Bond A	LSIAX	3.5	-15.9	10/08	10.7	7.1	5.2	4	0.30	0.45	0.61	2	2	2
FI	World Bond	Laudus Mondrian Intl Fx Inc	LIFNX	2.7	-8.4	03/13	8.9	5.9	3.9	5	0.27	0.40	0.61	2	1	2
FI	World Bond	T. Rowe Price Instl Intl Bond	RPIIX	2.5	-14.4	10/08	10.4	7.1	5.1	4	0.21	0.31	0.43	2	2	2
FI	World Bond	SPDR Barclays Inter Treas Bd	BWX	2.3	-11.6	10/08	9.9	6.8	4.5	4	0.20	0.29	0.45	2	2	2
FI	World Bond	DFA Selively Hdg Glob F/I I	DFSHX	1.7	-14.8	02/09	6.6	5.0	5.0	2	0.21	0.28	0.28	2	2	2
FI	World Bond	Invesco Inter Tot Return A	AUBAX	1.0	-11.3	10/08	9.7	6.7	4.7	4	0.07	0.10	0.14	2	1	2
FI	World Bond	MassMutual Premier Inter Bd A	MMNAX	0.5	-9.4	10/08	9.3	6.4	4.6	5	0.02	0.03	0.04	2	1	2
AA	Aggress Alloc	SAAT Moderate Strategy Allc A	SXMAY	6.8	-43.5	02/09	16.9	12.8	16.3	4	0.39	0.51	0.40	5	5	5
AA	Aggress Alloc	GuideSt Fds Grth Alloc I GS2	GCOYX	4.9	-40.2	02/09	16.5	12.0	14.9	4	0.28	0.38	0.31	5	4	3
AA	Aggress Alloc	Prospector Capital Apprec	PCAFX	4.8	-39.1	02/09	17.0	12.1	14.4	4	0.27	0.38	0.32	5	2	4
AA	Aggress Alloc	Am Cent One Choice Agrsv Inv	AOGIX	4.9	-40.9	02/09	16.5	12.1	16.1	4	0.28	0.38	0.29	4	5	4
AA	Aggress Alloc	ING Fkln Temp Fdng Str Port I	ITFIX	4.8	-42.1	02/09	17.4	12.8	16.2	4	0.26	0.35	0.28	4	4	5
AA	Aggress Alloc	JHancock2 Lifestyle Growth 1	JILGX	4.7	-43.3	02/09	17.9	13.2	16.3	4	0.25	0.34	0.27	4	3	4
AA	Aggress Alloc	JHVIT Frkln Templ Fdng Allc T	JFATX	4.7	-41.7	02/09	17.3	12.8	15.8	4	0.25	0.34	0.28	4	4	5
AA	Aggress Alloc	Ld Abb Grth & Inc Strat A	LWSAX	4.5	-39.5	02/09	17.6	12.6	14.3	5	0.24	0.34	0.30	4	2	2
AA	Aggress Alloc	Janus Global Alloc Growth D	JNSGX	4.1	-41.1	02/09	17.4	12.7	15.7	4	0.22	0.30	0.25	4	2	3
AA	Aggress Alloc	MainStay Mod Grth Alloc A	MGDAX	4.0	-39.6	02/09	16.6	12.1	15.1	4	0.22	0.30	0.24	4	3	2
AA	Aggress Alloc	Plumb Balanced	PLBBX	3.2	-31.8	02/09	13.5	9.9	11.7	5	0.22	0.30	0.25	4	2	1
AA	Aggress Alloc	SAAT Market Grth Strat Allc A	SGOAX	4.4	-48.2	02/09	19.7	14.7	19.3	5	0.21	0.28	0.21	3	4	4
AA	Aggress Alloc	SAAT Tax-Mgd Aggress Strat A	SISAX	4.4	-48.2	02/09	19.7	14.7	19.3	5	0.21	0.28	0.21	3	4	4
AA	Aggress Alloc	SAAT Core Market Strat Allc A	SKTAX	3.9	-49.2	02/09	19.7	14.7	20.0	5	0.19	0.25	0.18	3	4	4
AA	Aggress Alloc	Colum Capital Alloc Aggress A	AXBAX	3.4	-43.1	02/09	17.5	12.7	16.5	5	0.18	0.25	0.19	3	3	2
AA	Aggress Alloc	PL Pt Optimization Mod-Agrsv	PODAX	3.3	-42.9	02/09	17.5	12.9	15.7	4	0.17	0.23	0.19	3	3	1
AA	Aggress Alloc	Thrivent Modly Agrsv Alloc A	TMAAX	3.2	-41.7	02/09	17.2	12.6	15.7	4	0.17	0.23	0.19	3	2	2
AA	Aggress Alloc	SAAT Aggressive Strategy A	SSGAX	3.6	-48.4	02/09	19.2	14.6	19.8	4	0.17	0.23	0.17	2	4	4
AA	Aggress Alloc	ING Retirement Growth Port I	IIRGX	3.1	-45.0	02/09	17.6	13.4	18.0	4	0.16	0.21	0.16	2	4	4
AA	Aggress Alloc	Hartford Growth Allocation A	HRAAX	2.9	-42.4	02/09	17.2	12.7	16.5	5	0.15	0.20	0.16	2	2	1
AA	Aggress Alloc	Franklin Temp Founding Allc A	FFALX	2.7	-44.5	02/09	18.1	13.5	17.6	4	0.14	0.18	0.14	2	2	3
AA	Aggress Alloc	Touchstone Mod Grth Allc A	TSMAX	2.5	-43.2	02/09	17.0	12.7	16.9	4	0.13	0.18	0.13	2	3	2
AA	Aggress Alloc	Pioneer Ibbotson Grth Alloc A	GRAAX	2.3	-41.9	02/09	16.7	12.5	15.9	4	0.12	0.16	0.13	2	2	1
AA	Aggress Alloc	AdvisorOne Select Alloc N	CLBLX	2.5	-50.1	02/09	19.8	15.0	21.8	4	0.11	0.15	0.10	1	3	4
AA	Aggress Alloc	Wells Fargo Adv WB Gr Alloc	WBGGX	2.3	-49.5	02/09	20.7	15.4	20.5	5	0.10	0.13	0.10	1	2	2
AA	Aggress Alloc	Invesco Leaders A	VLFAA	2.2	-46.5	02/09	19.2	14.4	18.4	4	0.10	0.13	0.10	1	2	2
AA	Aggress Alloc	Calvert Aggressive Alloc A	CAAAX	2.2	-45.8	02/09	18.8	14.2	18.9	5	0.10	0.13	0.10	1	2	2
AA	Aggress Alloc	Invesco Growth Allocation A	AADAX	2.1	-47.7	02/09	18.4	14.1	19.6	4	0.10	0.13	0.09	1	4	2
AA	Aggress Alloc	HSBC Wld Selion Aggr Strat B	HBAGX	1.8	-49.4	02/09	20.2	15.1	21.9	5	0.08	0.10	0.07	1	1	2
AA	Aggress Alloc	Leuthold Asset Alloc Retail	LAALX	1.6	-40.6	02/09	15.6	11.8	16.4	5	0.08	0.11	0.08	1	1	2
AA	Aggress Alloc	Pioneer Ibbotson Aggr Alloc A	PIAAX	1.5	-47.0	02/09	19.3	14.5	18.8	5	0.07	0.09	0.07	1	1	1
AA	Aggress Alloc	USAA Tot Return Strategy	USTRX	1.4	-31.5	02/09	11.6	9.1	13.2	3	0.10	0.12	0.08	1	2	4
AA	Aggress Alloc	Madison Aggressive Alloc A	MAGSX	0.4	-49.4	02/09	18.0	14.1	23.2	5	0.01	0.01	0.01	1	3	3
AA	Aggress Alloc	Roge Partners	ROGEX	0.3	-47.9	02/09	17.0	13.6	23.4	5	0.00	0.00	0.00	1	2	4

AA	Aggress Alloc	Oppenheimer Active Allc A	OAAAX	0.3	-48.2	02/09	18.1	14.1	21.7	4	0.00	0.00	0.00	1	2	2
AA	Aggress Alloc	Wilmington Strat Allc Agrsv A	WAAAX	0.2	-48.4	02/09	19.2	14.6	21.8	5	0.00	0.00	0.00	1	1	1
AA	Conserv Alloc	Westwood Income Oppor Instl	WHGIX	8.6	-10.9	02/09	7.1	4.1	3.6	3	1.16	2.01	2.28	5	5	5
AA	Conserv Alloc	TCW Conservative Allocation I	TGPCX	7.0	-17.0	02/09	8.2	5.3	5.4	2	0.81	1.25	1.23	5	3	4
AA	Conserv Alloc	RidgeWorth Cons Allc Strat I	SCCTX	6.6	-9.4	02/09	6.2	3.9	2.9	2	1.02	1.62	2.20	5	4	3
AA	Conserv Alloc	DFA Global Allocation 25/75 I	DGTSX	4.9	-13.8	02/09	6.1	4.0	3.9	2	0.76	1.15	1.19	5	4	4
AA	Conserv Alloc	Am Cent One Cho Vry Cnsvrlnv	AONIX	4.6	-13.0	02/09	5.8	4.0	3.7	2	0.74	1.09	1.17	5	5	5
AA	Conserv Alloc	db X-trackers In-Tgt Date ETF	TDX	2.9	-5.4	09/11	3.9	2.6	1.9	2	0.66	1.01	1.35	5	2	3
AA	Conserv Alloc	Hartford Balanced Income A	HBLAX	7.1	-25.9	02/09	10.4	7.2	8.2	3	0.66	0.94	0.83	4	5	3
AA	Conserv Alloc	Janus Global Alloc Cnsv D	JMSCX	6.5	-20.0	02/09	9.0	6.2	6.5	2	0.69	1.00	0.95	4	3	4
AA	Conserv Alloc	JHancock2 Lifestyle Cons 1	JILCX	6.3	-19.8	02/09	8.1	5.7	6.2	2	0.74	1.05	0.97	4	5	5
AA	Conserv Alloc	Colum Income Builder A	RBBAX	6.1	-19.1	02/09	7.9	5.3	5.8	2	0.74	1.10	1.00	4	4	3
AA	Conserv Alloc	GuideSt Fds Cnsv Alloc I GS2	GFIYX	4.4	-15.1	02/09	6.0	4.1	4.7	2	0.70	1.02	0.89	4	4	4
AA	Conserv Alloc	PL Port Optimization Cons A	POAAX	4.3	-15.1	11/08	6.9	4.7	4.6	2	0.58	0.85	0.87	4	3	2
AA	Conserv Alloc	SAAT Defensive Strategy A	SNSAX	2.1	-6.0	11/08	2.1	1.7	2.1	1	0.88	1.06	0.86	4	5	5
AA	Conserv Alloc	Pacific Financial Tactical I	PFGTX	1.9	-3.7	09/08	2.7	2.0	1.9	2	0.62	0.83	0.88	4	1	5
AA	Conserv Alloc	Natixis Diversified Income A	IIDPX	7.4	-35.4	02/09	15.0	11.0	11.5	4	0.47	0.64	0.62	3	4	4
AA	Conserv Alloc	JPMorgan Income Builder A	JNBAX	7.1	-28.6	02/09	12.6	9.0	9.7	3	0.55	0.76	0.70	3	2	3
AA	Conserv Alloc	JHVIT Income Trust Ser NAV	JINAX	7.1	-33.7	02/09	13.8	10.2	11.8	3	0.49	0.67	0.58	3	3	5
AA	Conserv Alloc	MFS Diversified Income A	DIFAX	7.1	-30.4	02/09	13.8	9.9	9.6	3	0.49	0.69	0.71	3	3	3
AA	Conserv Alloc	Lord Abbett Div Inc Strat A	ISFAX	6.6	-26.8	11/08	11.8	8.7	8.7	3	0.53	0.73	0.73	3	2	2
AA	Conserv Alloc	JHancock2 Lifestyle Mod 1	JILMX	6.2	-29.2	02/09	11.5	8.3	9.5	3	0.51	0.71	0.62	3	3	4
AA	Conserv Alloc	Am Cent One Choice Cnsv Inv	AOCIX	5.2	-23.5	02/09	9.5	6.7	7.4	2	0.53	0.74	0.67	3	4	4
AA	Conserv Alloc	Kinetics Mul-Disciplinary Adv	KMDAX	5.1	-24.8	02/09	11.9	8.5	8.3	4	0.40	0.56	0.57	3	2	2
AA	Conserv Alloc	MainStay Conservative Alloc A	MCKAX	5.0	-22.4	02/09	9.5	6.7	7.2	2	0.50	0.71	0.65	3	2	2
AA	Conserv Alloc	Fed Muni and Stock Adv A	FMUAX	4.6	-19.7	02/09	7.7	5.4	6.6	2	0.55	0.79	0.65	3	4	5
AA	Conserv Alloc	Calvert Conservative Alloc A	CCLAX	4.3	-21.0	02/09	7.4	5.6	6.6	2	0.54	0.72	0.61	3	5	3
AA	Conserv Alloc	Colum Capital Alloc Cnsv A	ABDAX	3.9	-14.8	02/09	6.0	4.1	4.7	2	0.61	0.90	0.78	3	3	2
AA	Conserv Alloc	Touchstone Cons Alloc A	TSAAX	3.8	-18.2	02/09	7.6	5.4	5.8	2	0.46	0.65	0.60	3	2	1
AA	Conserv Alloc	ING Franklin Income Port I	IIFIX	6.5	-34.9	02/09	13.9	10.4	12.7	4	0.45	0.60	0.49	2	3	5
AA	Conserv Alloc	GuideStone Fds Bal Allc I GS2	GGIYX	5.7	-30.1	02/09	11.9	8.5	10.0	3	0.46	0.64	0.54	2	3	3
AA	Conserv Alloc	SAAT Core Market Strategy A	SOKAX	5.1	-29.9	02/09	11.3	8.5	10.4	3	0.42	0.56	0.46	2	3	4
AA	Conserv Alloc	Invesco Income Allocation A	ALAAX	4.7	-24.9	02/09	9.2	7.0	8.4	3	0.48	0.63	0.52	2	4	4
AA	Conserv Alloc	ING Solution Moderate Port I	ISPRX	4.4	-31.6	02/09	12.3	8.9	10.8	3	0.33	0.46	0.38	2	2	3
AA	Conserv Alloc	ING Ret Cons Port Instl	IRCPX	4.4	-24.9	02/09	9.1	6.8	8.2	2	0.45	0.60	0.50	2	5	5
AA	Conserv Alloc	BlackRock Cons Prepared Inv A	BACPX	4.3	-27.6	02/09	10.7	7.7	9.2	3	0.38	0.53	0.44	2	2	2
AA	Conserv Alloc	Prudential Cons Alloc A	JDUAX	4.3	-23.5	02/09	9.8	7.1	7.7	3	0.41	0.57	0.52	2	2	2
AA	Conserv Alloc	Frost Strategic Balanced Inst	FIBTX	4.3	-31.9	02/09	13.0	9.3	11.1	4	0.31	0.43	0.36	2	1	3
AA	Conserv Alloc	PL Pt Optimization Mod-Cnsv	POBAX	4.0	-25.1	02/09	10.1	7.1	8.0	3	0.37	0.53	0.47	2	2	2
AA	Conserv Alloc	Fidelity Adv Asset Mgr 40% A	FFNAX	4.0	-26.6	02/09	10.3	7.4	8.8	3	0.36	0.50	0.42	2	2	2
AA	Conserv Alloc	ING Ret Moderate Port I	IRMIX	4.0	-33.6	02/09	12.4	9.3	11.8	3	0.30	0.40	0.31	2	3	4
AA	Conserv Alloc	Fidelity Adv Asset Mgr 30% A	FTAAX	3.8	-21.9	02/09	8.5	6.2	7.1	2	0.41	0.57	0.49	2	2	1
AA	Conserv Alloc	Thrivent Modly Cnsv Alloc A	TCAAX	3.6	-25.8	02/09	10.0	7.1	8.5	3	0.34	0.47	0.40	2	1	2
AA	Conserv Alloc	Putnam Ret Inc Lifestyle 3 A	PISFX	3.6	-32.6	02/09	13.0	10.0	11.3	3	0.26	0.33	0.30	2	1	2
AA	Conserv Alloc	HSBC Wld Selion Cnsv Strat B	HBCGX	3.6	-27.1	02/09	9.8	7.4	9.7	3	0.34	0.45	0.34	2	2	3
AA	Conserv Alloc	Pioneer Ibbotson Cons Allc A	PIAVX	3.5	-23.8	02/09	8.9	6.5	7.9	2	0.36	0.49	0.41	2	2	2
AA	Conserv Alloc	Invesco Conservative Alloc A	CAAMX	3.5	-25.3	02/09	9.2	7.0	8.9	3	0.35	0.46	0.35	2	4	2
AA	Conserv Alloc	Hartford Conservative Alloc A	HCVAX	3.4	-27.2	02/09	10.3	7.6	9.1	3	0.30	0.41	0.34	2	2	1
AA	Conserv Alloc	Wells Fargo Adv WB Cons Alloc	WBCAX	3.4	-18.1	02/09	7.3	5.2	5.7	2	0.42	0.59	0.54	2	2	2

AA	Conserv Alloc	Wells Fargo Adv WB Mod Bal	WBBBX	3.2	-30.9	02/09	12.1	8.8	10.8	4	0.24	0.33	0.27	2	1	2
AA	Conserv Alloc	SAAT Conservative Strategy A	SVSAX	2.7	-20.6	02/09	6.4	5.6	8.2	2	0.37	0.43	0.29	2	5	5
AA	Conserv Alloc	Madison Conservative Alloc A	MCNAX	2.4	-24.8	02/09	8.8	6.8	8.7	2	0.24	0.32	0.25	2	3	2
AA	Conserv Alloc	AlliBern Cnsv Wlth Strat A	ABPAX	2.4	-24.1	02/09	9.0	6.6	7.9	3	0.24	0.32	0.27	2	1	1
AA	Conserv Alloc	Wilmington Strat Allc Cnsv A	WCAAX	2.3	-21.5	02/09	8.5	6.3	7.4	2	0.24	0.32	0.28	2	1	1
AA	Conserv Alloc	HSBC World Selion Mod Strat B	HSBMX	3.4	-36.1	02/09	13.7	10.3	13.7	4	0.23	0.31	0.23	1	1	3
AA	Conserv Alloc	Fidelity Adv Strat Real Ret A	FSRAX	3.1	-31.8	02/09	11.8	9.5	11.7	3	0.24	0.29	0.24	1	2	2
AA	Conserv Alloc	CNI Charter Mul-Asset Ser	CNIIX	2.1	-19.3	02/09	8.8	6.3	7.7	4	0.21	0.29	0.24	1	1	3
AA	Conserv Alloc	Oppen Conservative Inv A	OACIX	-2.0	-44.2	02/09	13.8	12.1	23.7	5	-0.17	-0.19	-0.10	1	2	1
AA	Convertibles	Miller Convertible A	MCFAX	4.8	-25.0	11/08	12.3	9.1	8.5	4	0.37	0.50	0.53	5	1	1
AA	Convertibles	Lord Abbett Convertible A	LACFX	4.0	-34.2	11/08	14.6	11.3	13.5	5	0.26	0.33	0.28	2	1	2
AA	Mod Alloc	Intrepid Capital	ICMBX	9.6	-22.9	02/09	12.4	8.5	7.2	4	0.75	1.09	1.28	5	5	4
AA	Mod Alloc	RiverNorth Core Opportunity	RNCOX	9.5	-37.1	11/08	17.3	12.0	11.7	4	0.54	0.77	0.79	5	3	4
AA	Mod Alloc	Weitz Balanced	WBALX	7.2	-29.8	02/09	13.7	9.8	9.9	3	0.51	0.71	0.70	5	5	5
AA	Mod Alloc	SAAT Defensive Strat Allc A	STDAX	8.3	-42.7	02/09	16.6	12.6	15.0	4	0.48	0.64	0.53	4	5	5
AA	Mod Alloc	AllianzGI Income & Growth A	AZNAX	6.4	-36.1	11/08	16.2	11.8	12.6	4	0.37	0.52	0.48	4	2	2
AA	Mod Alloc	Janus Global Alloc Moderate D	JNSMX	5.7	-30.3	02/09	13.0	9.2	10.5	4	0.42	0.59	0.52	4	3	3
AA	Mod Alloc	JHVIT Amer At Allc Tr Ser II	JAATX	5.5	-36.4	02/09	14.7	10.6	14.0	4	0.36	0.49	0.37	3	4	4
AA	Mod Alloc	JHancock2 Lifestyle Bal 1	JILBX	5.4	-37.6	02/09	15.1	11.1	13.2	4	0.34	0.46	0.38	3	3	4
AA	Mod Alloc	DFA Global Allocation 60/40 I	DGSIX	5.3	-35.0	02/09	14.6	10.4	11.6	4	0.34	0.48	0.43	3	2	3
AA	Mod Alloc	TIAA-CREF Managed Allc Inst	TIMIX	5.2	-34.3	02/09	13.4	9.8	12.3	4	0.37	0.51	0.40	3	4	4
AA	Mod Alloc	Amer Cent One Choice Mod Inv	AOMIX	5.2	-33.5	02/09	13.3	9.6	12.0	4	0.37	0.51	0.41	3	4	3
AA	Mod Alloc	Franklin Balanced A	FBLAX	5.1	-38.9	02/09	15.4	11.4	13.7	4	0.32	0.42	0.35	3	4	2
AA	Mod Alloc	Colum Cap Alloc Moderate A	ABUAX	4.5	-30.3	02/09	12.1	8.6	10.3	3	0.35	0.49	0.41	3	3	2
AA	Mod Alloc	MainStay Moderate Alloc A	MMRAX	4.5	-30.9	02/09	12.8	9.2	10.8	4	0.33	0.46	0.39	3	2	2
AA	Mod Alloc	Sextant Core	SCORX	3.9	-27.6	02/09	10.6	7.8	9.4	3	0.35	0.47	0.39	3	3	3
AA	Mod Alloc	Claymore CEF GS Connect ETN	GCE	5.4	-49.1	02/09	21.1	15.9	19.1	4	0.24	0.32	0.27	2	3	4
AA	Mod Alloc	SAAT Market Growth Strategy A	SRWAX	4.3	-39.7	02/09	15.2	11.5	15.0	4	0.26	0.35	0.27	2	3	4
AA	Mod Alloc	Fidelity Adv Asset Mgr 60% A	FSAAX	4.3	-34.6	02/09	14.2	10.2	11.9	4	0.28	0.39	0.33	2	2	1
AA	Mod Alloc	Dunham Appreciation & Inc C	DCAIX	4.2	-35.7	02/09	16.8	12.2	13.3	5	0.23	0.32	0.29	2	1	1
AA	Mod Alloc	BlkRk Moderate Prepared Inv A	BAMPX	4.0	-34.5	02/09	13.8	10.1	12.4	4	0.27	0.37	0.30	2	2	2
AA	Mod Alloc	PL Port Optimization Mod A	POCAX	4.0	-34.2	02/09	13.6	9.8	11.6	4	0.27	0.38	0.32	2	2	1
AA	Mod Alloc	JHVIT Core Alloc Plus Tr S I	JGAOX	3.8	-38.8	02/09	15.1	11.4	15.2	4	0.23	0.31	0.23	2	2	4
AA	Mod Alloc	ING Solution Growth Port I	ISGJX	3.8	-40.4	02/09	16.0	11.8	15.2	4	0.22	0.30	0.23	2	2	3
AA	Mod Alloc	Fallen Angels Income	FAINX	3.8	-37.0	02/09	13.5	10.7	15.2	4	0.26	0.33	0.23	2	4	4
AA	Mod Alloc	Prudential Moderate Alloc A	JDTAX	3.8	-35.6	02/09	14.6	10.7	12.8	4	0.24	0.32	0.27	2	2	1
AA	Mod Alloc	ING Ret Moderate Grth Port I	IRGMX	3.7	-39.6	02/09	15.2	11.3	14.8	4	0.23	0.30	0.23	2	3	4
AA	Mod Alloc	JHVIT Fd Holdings Trust Ser I	JFHOX	3.7	-36.3	02/09	13.7	10.3	13.7	4	0.25	0.33	0.25	2	3	3
AA	Mod Alloc	Thrivent Moderate Alloc A	THMAX	3.7	-35.1	02/09	13.9	10.1	12.2	3	0.24	0.34	0.28	2	2	2
AA	Mod Alloc	HiMark Tac Grth & Inc Allc A	HMRAX	3.7	-36.2	02/09	15.2	11.0	12.9	4	0.22	0.31	0.26	2	1	1
AA	Mod Alloc	Invesco Moderate Allocation A	AMKAX	3.6	-35.8	02/09	13.6	10.3	13.2	4	0.25	0.33	0.25	2	4	2
AA	Mod Alloc	Hartford Checks and Bals A	HCKAX	3.6	-36.4	02/09	14.2	10.2	13.1	4	0.23	0.32	0.25	2	2	2
AA	Mod Alloc	Touchstone Balanced Alloc A	TBAAX	3.5	-33.5	02/09	13.1	9.6	11.7	3	0.24	0.33	0.27	2	2	1
AA	Mod Alloc	Meeder Balanced	FLDFX	3.4	-25.6	02/09	10.6	7.9	10.8	4	0.29	0.39	0.29	2	1	3
AA	Mod Alloc	Aberdeen Diversified Income A	GMAAX	3.3	-32.0	02/09	13.1	9.4	10.8	3	0.23	0.32	0.28	2	2	2
AA	Mod Alloc	Adaptive Allocation C	AAXCX	3.2	-27.3	02/09	13.4	9.1	13.1	5	0.22	0.32	0.22	2	1	1
AA	Mod Alloc	Hartford Balanced Alloc A	HBAAX	3.1	-35.5	02/09	13.8	10.1	12.7	4	0.20	0.27	0.22	2	1	1
AA	Mod Alloc	BlackRock Grth Prepared Inv A	BAGPX	3.4	-40.7	02/09	17.0	12.5	15.7	4	0.19	0.25	0.20	1	1	1
AA	Mod Alloc	AdvisorOne Liahona N	CLHAX	3.4	-39.3	02/09	15.9	11.8	15.1	4	0.20	0.26	0.21	1	2	2

AA	Mod Alloc	Calvert Moderate Allocation A	CMAAX	3.0	-36.2	02/09	13.8	10.4	13.4	4	0.20	0.26	0.20	1	2	2
AA	Mod Alloc	HSBC World Selion Bal Strat B	HSBGX	3.0	-43.5	02/09	17.0	12.7	17.6	4	0.16	0.21	0.15	1	1	3
AA	Mod Alloc	Pioneer Ibbotson Mod Alloc A	PIALX	2.9	-35.9	02/09	14.0	10.4	12.8	4	0.19	0.26	0.21	1	1	1
AA	Mod Alloc	AlliBern Bal Wealth Strat A	ABWAX	2.6	-39.4	02/09	15.9	11.6	14.3	4	0.15	0.20	0.16	1	1	1
AA	Mod Alloc	Arrow DWA Balanced A	DWAFX	2.1	-32.5	02/09	13.3	10.1	13.6	4	0.14	0.18	0.13	1	1	1
AA	Mod Alloc	Madison Moderate Allocation A	MMDAX	1.6	-37.9	02/09	13.3	10.3	15.6	4	0.10	0.13	0.09	1	3	2
AA	Mod Alloc	Hundredfold Select Eqty Svc	SFEOX	1.6	-24.3	02/09	13.4	9.0	12.1	5	0.10	0.15	0.11	1	1	2
AA	Mod Alloc	Archer Balanced	ARCHX	1.6	-35.2	02/09	13.5	10.7	13.2	4	0.09	0.12	0.10	1	1	2
AA	Mod Alloc	AmFirst Quantitative Strat A	AFIAX	1.3	-58.1	02/09	23.7	19.3	25.9	5	0.04	0.06	0.04	1	3	5
AA	Mod Alloc	Franklin Mutual Recovery Adv	FMRVX	0.6	-46.2	02/09	16.8	13.8	22.7	5	0.02	0.02	0.01	1	1	5
AA	Mod Alloc	Appleton Group Plus	AGPLX	-0.6	-20.5	03/09	11.4	9.1	10.2	5	-0.08	-0.09	-0.08	1	1	1
AA	Mod Alloc	Oppenheimer Moderate Inv A	OAMIX	-0.7	-47.2	02/09	16.2	13.3	23.2	5	-0.06	-0.07	-0.04	1	2	2
AA	Retire Income	MFS Lifetime Ret Income A	MLLAX	5.6	-14.5	02/09	6.9	4.6	4.3	2	0.77	1.15	1.23	5	4	2
AA	Retire Income	Vanguard Target Ret Inc Inv	VTINX	5.5	-17.0	02/09	7.3	5.2	5.1	2	0.73	1.02	1.04	5	5	5
AA	Retire Income	Amer Beac Ret Inc & Apprec In	AANPX	5.5	-11.1	10/08	5.4	3.7	2.4	2	0.96	1.39	2.13	5	5	5
AA	Retire Income	Mann & Nap Target Income C	MTDCX	5.0	-10.7	02/09	5.9	4.0	2.9	2	0.80	1.18	1.61	5	4	5
AA	Retire Income	ING Index Solution Inc Port I	ISKIX	4.9	-15.7	02/09	6.8	4.8	4.8	2	0.68	0.97	0.96	5	4	4
AA	Retire Income	Schwab Monthly Inc Enh Payout	SWKRX	4.7	-15.6	02/09	6.1	4.3	4.7	2	0.73	1.01	0.93	5	5	5
AA	Retire Income	Schwab Monthly Inc Max Payout	SWLRX	4.0	-8.1	02/09	3.9	2.7	2.4	2	0.96	1.37	1.55	5	5	5
AA	Retire Income	TIAA-CREF Lifecyc Ret Inc Ins	TLRIX	5.5	-22.6	02/09	9.1	6.5	7.2	2	0.57	0.80	0.72	4	4	4
AA	Retire Income	Vanpnt Mile Retire Inc Inv M	VPRRX	4.2	-18.3	02/09	7.2	5.3	5.7	2	0.54	0.74	0.68	4	3	4
AA	Retire Income	Russell LifePoints In Ret R1	RZLRX	5.6	-24.9	02/09	9.2	6.7	8.1	2	0.57	0.79	0.65	3	3	4
AA	Retire Income	Schwab Monthly Inc Mod Payout	SWJRX	4.8	-22.7	02/09	8.6	6.2	7.3	2	0.53	0.73	0.62	3	4	4
AA	Retire Income	JPMorgan SmartRet Income A	JSRAX	4.6	-21.7	02/09	9.1	6.4	6.8	2	0.47	0.67	0.63	3	2	2
AA	Retire Income	ING Solution Income Port I	ISWIX	4.5	-24.0	02/09	9.2	6.7	7.7	2	0.45	0.62	0.54	3	2	4
AA	Retire Income	St Farm LifePath Ret Legacy A	SLRAX	4.1	-22.7	02/09	9.2	6.6	7.1	2	0.42	0.58	0.54	3	3	2
AA	Retire Income	PIMCO RealRet Inc&Distrbtn A	PTNAX	4.0	-23.6	02/09	8.7	6.3	7.5	2	0.43	0.59	0.50	3	4	5
AA	Retire Income	MassMut RetireSMART In Ret A	MRDAX	3.9	-21.5	02/09	8.9	6.4	6.8	2	0.41	0.56	0.53	3	2	2
AA	Retire Income	Fidelity Adv Freedom Inc A	FAFAX	3.0	-16.7	02/09	6.3	4.5	5.1	2	0.43	0.60	0.53	3	2	1
AA	Retire Income	Fidelity Adv Inc Repl 2042 A	FARFX	3.9	-36.7	02/09	14.8	10.8	13.0	4	0.25	0.34	0.28	2	1	2
AA	Retire Income	Amer Cent LIVESTRONG Inc A	ARTAX	3.8	-24.1	02/09	9.7	6.9	7.8	3	0.37	0.52	0.46	2	2	2
AA	Retire Income	Fidelity Adv Inc Repl 2040 A	FARWX	3.8	-36.5	02/09	14.6	10.6	12.9	4	0.24	0.33	0.27	2	1	2
AA	Retire Income	Fidelity Adv Inc Repl 2030 A	FRQAX	3.7	-32.2	02/09	12.6	9.2	11.0	3	0.27	0.37	0.31	2	1	2
AA	Retire Income	Fidelity Adv Inc Repl 2032 A	FIARX	3.7	-33.0	02/09	12.9	9.4	11.4	3	0.26	0.36	0.30	2	1	2
AA	Retire Income	Fidelity Adv Inc Repl 2028 A	FARPX	3.6	-31.5	02/09	12.3	8.9	10.7	3	0.27	0.38	0.31	2	1	2
AA	Retire Income	Fidelity Adv Inc Repl 2038 A	FARVX	3.6	-36.0	02/09	14.2	10.4	12.7	4	0.24	0.32	0.26	2	1	2
AA	Retire Income	Fidelity Adv Inc Repl 2034 A	FARSX	3.6	-33.9	02/09	13.3	9.7	11.8	3	0.25	0.35	0.28	2	1	2
AA	Retire Income	Fidelity Adv Inc Repl 2036 A	FURAX	3.6	-34.9	02/09	13.7	10.0	12.2	4	0.24	0.33	0.27	2	1	2
AA	Retire Income	Fidelity Adv Inc Repl 2026 A	FIOAX	3.6	-30.7	02/09	11.9	8.7	10.4	3	0.28	0.38	0.32	2	1	2
AA	Retire Income	Fidelity Adv Inc Repl 2024 A	FRNAX	3.5	-29.8	02/09	11.4	8.4	10.0	3	0.29	0.39	0.33	2	1	2
AA	Retire Income	Fidelity Adv Inc Repl 2022 A	FRAMX	3.4	-28.7	02/09	10.9	7.9	9.5	3	0.29	0.39	0.33	2	2	2
AA	Retire Income	Fidelity Adv Inc Repl 2020 A	FILAX	3.2	-27.3	02/09	10.1	7.4	9.0	3	0.29	0.39	0.32	2	2	2
AA	Retire Income	Fidelity Adv Inc Repl 2018 A	FRKAX	2.9	-25.1	02/09	9.1	6.7	8.2	2	0.28	0.38	0.32	2	2	1
AA	Retire Income	Invesco Bal-Risk Retire Now A	IANAX	2.6	-22.4	02/09	7.7	5.9	7.5	2	0.31	0.40	0.32	2	5	1
AA	Retire Income	Fidelity Adv Inc Repl 2016 A	FRJAX	2.3	-22.3	02/09	7.8	5.9	7.2	2	0.26	0.35	0.28	2	2	1
AA	Retire Income	Nationwide Ret Income C	NWRCX	2.0	-19.5	02/09	8.0	6.1	6.5	2	0.22	0.29	0.27	2	1	3
AA	Retire Income	db X-trac 2010 Tgt Date ETF	TDD	1.8	-13.5	02/09	5.0	4.0	4.6	2	0.30	0.38	0.33	2	3	4
AA	Retire Income	Putnam Ret Inc Lifestyle 1 A	PRMAX	2.2	-27.9	02/09	10.0	7.8	9.3	3	0.19	0.24	0.20	1	1	2
AA	Retire Income	Rusl 2017 Ret Distribution S	RRDSX	1.3	-35.9	02/09	12.8	10.6	17.2	4	0.08	0.10	0.06	1	1	4

AA	Retire Income	Rusl 2017 Ret Distribution A	RRDAX	-0.5	-37.4	02/09	13.5	11.3	18.4	4	-0.06	-0.07	-0.04	1	1	2
AA	Target '16-20	Schwab Target 2020	SWCRX	5.5	-33.6	02/09	13.5	9.8	11.7	3	0.38	0.53	0.44	5	4	4
AA	Target '16-20	Vanguard Target Ret 2020 Inv	VTWVX	5.2	-35.8	02/09	14.1	10.3	12.4	4	0.35	0.48	0.40	5	3	4
AA	Target '16-20	JPMorgan SmartRet 2020 A	JTTAX	4.7	-36.2	02/09	14.8	10.6	12.5	4	0.30	0.42	0.36	5	3	2
AA	Target '16-20	Mann & Nap Target 2020 C	MTNCX	4.6	-32.5	02/09	13.7	10.1	10.9	3	0.31	0.43	0.40	5	3	4
AA	Target '16-20	Vantagepoint Mile 2020 Inv M	VPROX	4.6	-33.8	02/09	13.5	9.9	12.1	4	0.32	0.43	0.36	5	3	3
AA	Target '16-20	Inves Bal-Risk Retire 2020 A	AFTAX	4.5	-34.6	02/09	12.4	9.3	11.8	3	0.34	0.45	0.36	5	5	2
AA	Target '16-20	TIAA-CREF Lifecycle 2020 Ret	TCLTX	4.6	-36.7	02/09	14.4	10.6	13.4	4	0.30	0.41	0.33	4	3	3
AA	Target '16-20	db X-trac 2020 Tgt Date ETF	TDH	3.8	-31.0	02/09	12.6	9.5	11.2	3	0.28	0.37	0.32	4	3	3
AA	Target '16-20	PIMCO RealRetirement 2020 A	PTYAX	3.1	-28.3	02/09	9.9	7.4	9.2	3	0.28	0.38	0.30	4	4	5
AA	Target '16-20	Russell LifePoints 2020 St R3	RLLDX	4.0	-36.4	02/09	13.3	10.0	13.0	3	0.28	0.37	0.29	3	3	3
AA	Target '16-20	MFS Lifetime 2020 A	MFLAX	4.0	-36.9	02/09	13.8	10.3	13.2	3	0.27	0.36	0.28	3	3	2
AA	Target '16-20	BlkRk LifePath Act 2020 Inv A	BAPCX	3.7	-35.1	02/09	13.8	10.2	12.6	4	0.25	0.34	0.27	3	2	2
AA	Target '16-20	MainStay Retirement 2020 A	MYROX	3.6	-35.0	02/09	14.0	10.3	12.7	4	0.24	0.32	0.26	3	2	2
AA	Target '16-20	MassMutual RetireSMART 2020 A	MRTAX	3.6	-40.3	02/09	16.8	12.3	14.5	4	0.20	0.27	0.23	2	2	2
AA	Target '16-20	St Farm LifePath 2020 Leg A	SAWAX	3.3	-35.0	02/09	13.4	10.0	12.3	3	0.22	0.30	0.24	2	3	2
AA	Target '16-20	The Hartford Tgt Ret 2020 A	HTWAX	3.2	-39.3	02/09	15.4	11.4	14.5	4	0.19	0.26	0.20	2	2	1
AA	Target '16-20	JHnk2 Retire Living th 2020 A	JLDAX	3.1	-44.1	02/09	17.5	13.0	16.4	4	0.16	0.22	0.17	1	2	2
AA	Target '16-20	Amer Fds Trgt Date Ret 2020 A	AACTX	2.9	-39.4	02/09	14.6	11.0	14.8	4	0.18	0.24	0.18	1	3	2
AA	Target '16-20	Fidelity Adv Freedom 2020 A	FDAFX	2.6	-40.4	02/09	15.2	11.3	14.9	4	0.15	0.21	0.16	1	2	2
AA	Target '16-20	Nationwide Destination 2020 A	NWAFX	2.4	-37.3	02/09	14.3	10.8	13.8	4	0.15	0.20	0.15	1	2	2
AA	Target '16-20	Putnam RetirementReady 2020 A	PRRMX	2.2	-37.7	02/09	13.3	10.3	13.9	4	0.14	0.18	0.14	1	2	2
AA	Target '16-20	AllianceBern 2020 Ret Strat A	LTHAX	1.5	-46.0	02/09	18.0	13.6	18.1	5	0.07	0.09	0.07	1	1	1
AA	Target '21-25	Schwab Target 2025	SWHRX	6.4	-34.1	02/09	14.5	10.3	11.6	4	0.42	0.59	0.52	5	5	4
AA	Target '21-25	T. Rowe Price Retirement 2025	TRRHX	5.8	-43.0	02/09	18.1	13.1	15.6	4	0.30	0.42	0.35	5	4	3
AA	Target '21-25	Vanguard Target Ret 2025 Inv	VTTVX	5.0	-39.1	02/09	15.6	11.4	14.1	4	0.30	0.42	0.34	5	5	4
AA	Target '21-25	Wells Fargo Adv DJ Tgt 2025 I	WFTYX	4.6	-35.9	02/09	14.0	10.3	12.6	4	0.31	0.42	0.35	5	5	4
AA	Target '21-25	GuideSt Fds MyDest 2025 GS4	GMWZCX	4.9	-44.1	02/09	17.6	13.0	16.4	4	0.26	0.36	0.28	4	5	4
AA	Target '21-25	JPMorgan SmartRet 2025 A	JNSAX	4.7	-39.5	02/09	16.7	12.0	13.9	4	0.27	0.37	0.32	4	2	2
AA	Target '21-25	Vantagepoint Mile 2025 Inv M	VPRNX	4.6	-37.4	02/09	15.2	11.1	13.7	4	0.29	0.39	0.32	4	3	4
AA	Target '21-25	Amer Cent LIVESTRONG 2025 A	ARWAX	3.7	-33.0	02/09	12.8	9.4	11.8	3	0.26	0.36	0.29	4	4	1
AA	Target '21-25	TIAA-CREF Lifecycle 2025 Ret	TCLFX	4.4	-40.1	02/09	16.0	11.8	15.1	4	0.26	0.35	0.28	3	4	4
AA	Target '21-25	Principal LifeTime 2025 Instl	LTSTX	4.3	-42.8	02/09	17.0	12.6	16.6	4	0.24	0.32	0.25	3	4	4
AA	Target '21-25	Fidelity Freedom 2025	FFTWX	4.3	-40.7	02/09	16.1	11.9	15.2	4	0.25	0.34	0.27	3	2	4
AA	Target '21-25	ING Index Sol 2025 Port I	ISDIX	4.0	-38.0	02/09	15.1	11.1	14.1	4	0.25	0.34	0.26	3	3	5
AA	Target '21-25	Fkln Temp 2025 Retire Trgt A	FTRTX	3.5	-37.0	02/09	15.4	11.3	13.6	4	0.21	0.29	0.24	3	1	1
AA	Target '21-25	Russell LifePoints 2025 St R1	RPLRX	3.7	-41.8	02/09	15.9	12.0	15.6	4	0.22	0.29	0.22	2	3	4
AA	Target '21-25	ING Solution 2025 Port I	ISZIX	3.6	-42.8	02/09	17.2	12.7	16.3	4	0.19	0.26	0.20	2	2	4
AA	Target '21-25	BlkRk LifePath Act 2025 Inv A	BAPDX	3.4	-38.1	02/09	15.0	11.1	14.2	4	0.21	0.28	0.22	2	2	1
AA	Target '21-25	Amer Fds Trgt Date Ret 2025 A	AADTX	3.3	-41.7	02/09	16.4	12.1	15.9	4	0.18	0.25	0.19	2	2	2
AA	Target '21-25	JHnk2 Retire Living th 2025 A	JLEAX	2.8	-46.8	02/09	19.1	14.1	18.0	4	0.13	0.18	0.14	1	1	1
AA	Target '21-25	Nationwide Destination 2025 A	NWHAX	2.8	-40.2	02/09	16.0	11.9	15.1	4	0.16	0.21	0.17	1	1	2
AA	Target '21-25	Fidelity Adv Freedom 2025 A	FATWX	2.8	-42.3	02/09	16.5	12.2	15.8	4	0.15	0.20	0.16	1	1	1
AA	Target '21-25	Putnam RetirementReady 2025 A	PRROX	2.6	-41.4	02/09	15.2	11.6	15.3	4	0.15	0.20	0.15	1	1	1
AA	Target '21-25	AllianceBern 2025 Ret Strat A	LTIAX	1.2	-48.2	02/09	19.3	14.5	19.4	5	0.05	0.06	0.05	1	1	1
AA	Target '26-30	Schwab Target 2030	SWDRX	6.1	-36.5	02/09	15.7	11.2	12.9	4	0.37	0.52	0.45	5	4	5
AA	Target '26-30	Vanguard Target Ret 2030 Inv	VTHRX	4.9	-42.2	02/09	17.0	12.5	15.6	4	0.27	0.37	0.29	5	3	4
AA	Target '26-30	Mann & Nap Target 2030 C	MTPCX	4.8	-38.3	02/09	16.5	12.2	13.5	4	0.27	0.37	0.33	5	3	5
AA	Target '26-30	Vantagepoint Mile 2030 Inv M	VPRMX	4.7	-40.5	02/09	16.7	12.2	15.3	4	0.26	0.36	0.29	5	3	4

AA	Target '26-30	JPMorgan SmartRet 2030 A	JSMAX	4.5	-42.5	02/09	18.2	13.1	15.4	4	0.23	0.32	0.27	4	2	2
AA	Target '26-30	TIAA-CREF Lifecycle 2030 Ret	TCLNX	4.2	-43.3	02/09	17.6	13.0	16.8	4	0.22	0.30	0.23	4	3	4
AA	Target '26-30	Inves Bal-Risk Retire 2030 A	TNAAX	4.1	-41.8	02/09	15.1	11.5	14.6	4	0.25	0.33	0.26	4	5	1
AA	Target '26-30	db X-trac 2030 Tgt Date ETF	TDN	4.1	-42.5	02/09	16.6	12.4	16.9	4	0.23	0.30	0.22	3	4	5
AA	Target '26-30	Amer Fds Trgt Date Ret 2030 A	AAETX	3.5	-42.4	02/09	17.1	12.6	16.1	4	0.19	0.26	0.20	3	3	2
AA	Target '26-30	MainStay Retirement 2030 A	MRTTX	3.2	-40.7	02/09	16.7	12.3	15.6	4	0.17	0.24	0.18	3	2	1
AA	Target '26-30	PIMCO RealRetirement 2030 A	PEHAX	2.6	-34.4	02/09	12.1	9.1	11.9	3	0.19	0.25	0.19	3	4	5
AA	Target '26-30	MFS Lifetime 2030 A	MLTAX	3.6	-46.9	02/09	18.8	14.0	18.6	4	0.18	0.24	0.18	2	3	2
AA	Target '26-30	The Hartford Tgt Ret 2030 A	HTHAX	3.1	-42.5	02/09	17.1	12.6	16.3	4	0.16	0.22	0.17	2	2	1
AA	Target '26-30	Putnam RetirementReady 2030 A	PRRQX	3.0	-43.5	02/09	16.9	12.6	16.3	4	0.16	0.22	0.17	2	2	2
AA	Target '26-30	MassMutual RetireSMART 2030 A	MRYAX	3.0	-46.0	02/09	19.3	14.2	17.8	4	0.14	0.19	0.15	2	2	1
AA	Target '26-30	BlkRk LifePath Act 2030 Inv A	BAPEX	3.0	-41.4	02/09	16.7	12.5	16.1	4	0.16	0.21	0.17	2	2	1
AA	Target '26-30	St Farm LifePath 2030 Leg A	SAYAX	2.8	-41.6	02/09	16.5	12.3	15.6	4	0.15	0.21	0.16	2	3	2
AA	Target '26-30	Nationwide Destination 2030 A	NWIAX	2.8	-43.6	02/09	17.7	13.1	16.8	4	0.14	0.19	0.15	2	2	2
AA	Target '26-30	JHnk2 Retire Living th 2030 A	JLFAX	2.6	-48.6	02/09	20.1	14.9	19.2	4	0.12	0.16	0.12	1	2	1
AA	Target '26-30	Russell LifePoints 2030 St R3	RRLDX	2.4	-48.4	02/09	19.4	14.6	19.6	4	0.11	0.15	0.11	1	2	3
AA	Target '26-30	Fidelity Adv Freedom 2030 A	FAFEX	2.1	-46.0	02/09	17.8	13.3	18.0	4	0.10	0.14	0.10	1	2	1
AA	Target '26-30	DWS LifeCompass 2030 A	PLUSX	1.5	-45.6	02/09	18.7	13.9	18.5	4	0.07	0.09	0.07	1	2	1
AA	Target '26-30	AllianceBern 2030 Ret Strat A	LTJAX	1.0	-49.0	02/09	20.0	15.0	20.3	5	0.03	0.04	0.03	1	1	1
AA	Target '31-35	Schwab Target 2035	SWIRX	6.5	-37.4	02/09	16.5	11.6	13.2	4	0.38	0.54	0.47	5	5	5
AA	Target '31-35	T. Rowe Price Retirement 2035	TRRJX	5.7	-46.2	02/09	19.9	14.5	17.3	5	0.27	0.38	0.31	5	4	4
AA	Target '31-35	Wells Fargo Adv DJ Tgt 2035 I	WFQRX	5.1	-43.9	02/09	18.2	13.3	16.1	4	0.26	0.36	0.30	5	5	4
AA	Target '31-35	Vanguard Target Ret 2035 Inv	VTTHX	4.9	-44.3	02/09	18.3	13.4	16.7	4	0.25	0.34	0.28	4	5	5
AA	Target '31-35	Vantagepoint Mile 2035 Inv M	VPRLX	4.8	-43.2	02/09	18.2	13.3	16.6	4	0.25	0.34	0.28	4	4	4
AA	Target '31-35	JPMorgan SmartRet 2035 A	SRJAX	4.7	-43.5	02/09	19.1	13.7	15.8	4	0.23	0.32	0.28	4	2	2
AA	Target '31-35	Principal LifeTime 2035 Instl	LTIUX	4.2	-45.2	02/09	18.4	13.6	17.9	4	0.22	0.29	0.22	3	4	4
AA	Target '31-35	GuideSt Fds MyDest 2035 GS4	GMHZX	4.2	-48.5	02/09	20.3	15.0	19.1	5	0.19	0.26	0.21	3	4	3
AA	Target '31-35	TIAA-CREF Lifecycle 2035 Ret	TCLRX	4.2	-45.3	02/09	18.9	13.9	17.9	5	0.21	0.28	0.22	3	4	4
AA	Target '31-35	ING Index Sol 2035 Port I	ISEIX	3.9	-42.8	02/09	17.6	13.0	16.6	4	0.21	0.28	0.22	3	4	5
AA	Target '31-35	Fidelity Freedom 2035	FFTHX	3.6	-45.3	02/09	18.4	13.7	17.9	4	0.18	0.25	0.19	3	2	4
AA	Target '31-35	Amer Cent LIVESTRONG 2035 A	ARYAX	3.6	-38.8	02/09	15.2	11.2	14.6	4	0.22	0.29	0.22	3	5	1
AA	Target '31-35	Amer Fds Trgt Date Ret 2035 A	AAFTX	3.5	-42.8	02/09	17.3	12.7	16.4	4	0.18	0.25	0.19	3	3	2
AA	Target '31-35	Fkln Temp 2035 Retire Trgt A	FRTAX	3.3	-41.6	02/09	17.2	12.7	15.7	4	0.18	0.24	0.19	3	1	1
AA	Target '31-35	ING Solution 2035 Port I	ISQIX	3.6	-45.8	02/09	19.1	14.1	18.0	4	0.17	0.24	0.18	2	3	3
AA	Target '31-35	Putnam RetirementReady 2035 A	PRRWX	3.2	-44.7	02/09	18.0	13.3	17.1	4	0.16	0.22	0.17	2	1	2
AA	Target '31-35	Russell LifePoints 2035 St R1	RVLRX	3.1	-47.8	02/09	19.7	14.7	19.2	5	0.14	0.19	0.15	2	2	3
AA	Target '31-35	Nationwide Destination 2035 A	NWLAX	2.8	-45.7	02/09	18.8	13.9	17.9	4	0.13	0.18	0.14	2	2	2
AA	Target '31-35	JHnk2 Retire Living th 2035 A	JLHAX	2.7	-48.8	02/09	20.5	15.1	19.4	5	0.12	0.16	0.12	1	1	1
AA	Target '31-35	BlkRk LifePath Act 2035 Inv A	BAPGX	2.5	-43.7	02/09	18.4	13.7	17.5	5	0.12	0.17	0.13	1	1	1
AA	Target '31-35	Fidelity Adv Freedom 2035 A	FATHX	2.1	-46.9	02/09	18.8	14.0	18.6	4	0.10	0.13	0.10	1	1	1
AA	Target '31-35	AllianceBern 2035 Ret Strat A	LTKAX	0.7	-49.6	02/09	20.6	15.4	21.2	5	0.02	0.02	0.02	1	1	1
AA	Target '36-40	Schwab Target 2040	SWERX	6.4	-39.4	02/09	17.3	12.3	14.2	4	0.35	0.50	0.43	5	4	5
AA	Target '36-40	Vantagepoint Mile 2040 Inv M	VPRKX	5.1	-44.7	02/09	19.1	14.0	17.3	4	0.25	0.34	0.28	5	3	5
AA	Target '36-40	Vanguard Target Ret 2040 Inv	VFORX	5.0	-44.1	02/09	18.4	13.4	16.6	4	0.26	0.35	0.29	5	3	5
AA	Target '36-40	JPMorgan SmartRet 2040 A	SMTAX	4.6	-43.9	02/09	19.2	13.8	16.1	4	0.23	0.31	0.27	5	3	2
AA	Target '36-40	Mann & Nap Target 2040 C	MTTCX	4.5	-41.9	02/09	19.8	14.4	15.3	5	0.22	0.30	0.28	5	2	5
AA	Target '36-40	TIAA-CREF Lifecycle 2040 Ret	TCLOX	4.3	-45.3	02/09	19.0	14.0	17.8	5	0.21	0.29	0.22	4	3	4
AA	Target '36-40	Inves Bal-Risk Retire 2040 A	TNDAX	3.7	-44.9	02/09	16.2	12.4	15.9	4	0.21	0.28	0.21	4	5	1
AA	Target '36-40	db X-trac 2040 Tgt Date ETF	TDV	3.8	-46.7	02/09	19.0	14.1	19.1	4	0.18	0.25	0.18	3	3	5

AA	Target '36-40	Amer Fds Trgt Date Ret 2040 A	AAGTX	3.5	-42.8	02/09	17.5	12.8	16.4	4	0.18	0.25	0.20	3	3	3
AA	Target '36-40	PIMCO RealRetirement 2040 A	POFAX	3.3	-41.8	02/09	15.3	11.3	14.5	4	0.19	0.26	0.20	3	3	5
AA	Target '36-40	Putnam RetirementReady 2040 A	PRRZX	3.2	-45.7	02/09	18.7	13.8	17.8	4	0.16	0.21	0.17	3	2	2
AA	Target '36-40	MFS Lifetime 2040 A	MLFAX	3.5	-48.9	02/09	20.0	14.9	19.8	5	0.16	0.21	0.16	2	3	2
AA	Target '36-40	MainStay Retirement 2040 A	MSRTX	3.0	-43.1	02/09	18.0	13.2	17.1	4	0.15	0.20	0.16	2	2	1
AA	Target '36-40	Russell LifePoints 2040 St R3	RXLDX	2.7	-48.3	02/09	19.9	14.9	19.7	5	0.12	0.16	0.12	2	2	3
AA	Target '36-40	JHnk2 Retire Living th 2040 A	JLIAX	2.7	-48.8	02/09	20.5	15.1	19.4	5	0.12	0.16	0.12	2	2	1
AA	Target '36-40	MassMutual RetireSMART 2040 A	MRFAX	2.7	-47.9	02/09	20.1	14.8	18.9	5	0.12	0.16	0.13	2	2	1
AA	Target '36-40	BlkRk LifePath Act 2040 Inv A	BAPHX	2.6	-43.8	02/09	18.4	13.7	17.6	5	0.12	0.17	0.13	2	2	1
AA	Target '36-40	St Farm LifePath 2040 Leg A	SAUAX	2.4	-46.7	02/09	19.0	14.2	18.4	4	0.11	0.15	0.11	2	2	2
AA	Target '36-40	Nationwide Destination 2040 A	NWMAX	2.4	-48.2	02/09	19.9	14.8	19.3	4	0.11	0.15	0.11	1	2	2
AA	Target '36-40	Fidelity Adv Freedom 2040 A	FAFFX	2.0	-48.1	02/09	19.3	14.4	19.3	4	0.09	0.12	0.09	1	2	1
AA	Target '36-40	DWS LifeCompass 2040 A	TGTAX	1.4	-47.3	02/09	19.8	14.8	19.4	5	0.06	0.08	0.06	1	2	1
AA	Target '36-40	AllianceBern 2040 Ret Strat A	LTLAX	0.7	-49.5	02/09	20.8	15.5	21.2	5	0.02	0.03	0.02	1	2	1
AA	Target '41-45	T. Rowe Price Retirement 2045	TRRKK	5.8	-46.1	02/09	20.0	14.5	17.3	5	0.28	0.38	0.32	5	5	4
AA	Target '41-45	Wells Fargo Adv DJ Tgt 2045 I	WFQPX	5.3	-45.6	02/09	19.5	14.1	16.9	5	0.26	0.36	0.30	5	4	4
AA	Target '41-45	Vanguard Target Ret 2045 Inv	VTIVX	5.0	-44.2	02/09	18.4	13.4	16.6	4	0.26	0.35	0.28	5	5	5
AA	Target '41-45	JPMorgan SmartRet 2045 A	JSAAX	5.0	-42.9	02/09	19.1	13.6	15.4	4	0.25	0.35	0.31	5	3	2
AA	Target '41-45	TIAA-CREF Lifecycle 2045 Insl	TTFIX	4.3	-46.1	02/09	19.2	14.2	18.3	5	0.21	0.28	0.22	4	5	4
AA	Target '41-45	Principal LifeTime 2045 Instl	LTRIX	4.1	-46.8	02/09	19.4	14.3	18.9	4	0.20	0.27	0.20	4	5	4
AA	Target '41-45	GuideSt Fds MyDest 2045 GS4	GMFZX	3.9	-50.5	02/09	21.4	15.8	20.4	5	0.17	0.23	0.18	3	4	3
AA	Target '41-45	ING Index Sol 2045 Port I	ISJIX	3.6	-47.5	02/09	19.9	14.7	19.1	4	0.17	0.23	0.17	3	4	4
AA	Target '41-45	Amer Cent LIVESTRONG 2045 A	AROAX	3.5	-42.3	02/09	17.0	12.5	16.4	4	0.19	0.26	0.20	3	5	1
AA	Target '41-45	Amer Fds Trgt Date Ret 2045 A	AAHTX	3.5	-42.9	02/09	17.5	12.8	16.4	4	0.18	0.25	0.20	3	3	2
AA	Target '41-45	Fidelity Freedom 2045	FFFGX	3.5	-46.8	02/09	19.1	14.3	18.8	5	0.17	0.22	0.17	3	2	4
AA	Target '41-45	FkIn Temp 2045 Retire Trgt A	FTTAX	3.4	-43.5	02/09	18.1	13.3	16.6	5	0.17	0.23	0.19	3	1	1
AA	Target '41-45	ING Solution 2045 Port I	ISRIX	3.3	-48.9	02/09	20.5	15.2	19.8	5	0.15	0.20	0.15	2	3	3
AA	Target '41-45	Russell LifePoints 2045 St R1	RWLRX	3.2	-47.8	02/09	19.8	14.8	19.2	5	0.15	0.19	0.15	2	2	3
AA	Target '41-45	Putnam RetirementReady 2045 A	PRVLX	3.1	-46.7	02/09	19.2	14.2	18.5	4	0.15	0.20	0.15	2	1	2
AA	Target '41-45	BlkRk LifePath Act 2045 Inv A	BAPJX	2.9	-43.7	02/09	18.4	13.6	17.5	5	0.14	0.19	0.15	2	1	1
AA	Target '41-45	JHnk2 Retire Living th 2045 A	JLJAX	2.7	-48.9	02/09	20.5	15.1	19.5	5	0.12	0.16	0.12	2	1	1
AA	Target '41-45	Nationwide Destination 2045 A	NWNAX	2.5	-48.4	02/09	20.1	14.9	19.5	5	0.11	0.15	0.11	1	1	2
AA	Target '41-45	Fidelity Adv Freedom 2045 A	FFFZX	2.0	-48.7	02/09	19.7	14.6	19.6	5	0.09	0.12	0.09	1	1	1
AA	Target '41-45	AllianceBern 2045 Ret Strat A	LTPAX	0.6	-49.7	02/09	21.1	15.7	21.5	5	0.02	0.02	0.02	1	1	1
AA	Target '46-50	T. Rowe Price Ret 2050 Adv	PARFX	5.5	-46.3	02/09	20.0	14.6	17.5	5	0.26	0.36	0.30	5	3	4
AA	Target '46-50	Wells Fargo Adv DJ Tgt 2050 I	WFQFX	5.3	-45.8	02/09	19.6	14.3	17.0	5	0.26	0.35	0.30	5	3	4
AA	Target '46-50	Vanguard Target Ret 2050 Inv	VFIFX	5.0	-44.1	02/09	18.4	13.4	16.6	4	0.26	0.35	0.28	5	3	5
AA	Target '46-50	Mann & Nap Target 2050 C	MTYCX	5.0	-42.3	02/09	20.3	14.7	15.0	5	0.23	0.32	0.31	5	2	5
AA	Target '46-50	JPMorgan SmartRet 2050 A	JTSAX	5.0	-43.0	02/09	19.1	13.6	15.5	4	0.25	0.35	0.30	5	3	2
AA	Target '46-50	TIAA-CREF Lifecycle 2050 Insl	TFTIX	4.2	-46.4	02/09	19.3	14.3	18.7	5	0.20	0.28	0.21	3	3	4
AA	Target '46-50	Russell LifePoints 2050 St R1	RYLRX	3.5	-47.4	02/09	19.7	14.7	18.9	5	0.16	0.22	0.17	3	3	3
AA	Target '46-50	Amer Fds Trgt Date Ret 2050 A	AALTX	3.5	-42.9	02/09	17.5	12.8	16.4	4	0.18	0.25	0.19	3	3	3
AA	Target '46-50	Inves Bal-Risk Retire 2050 A	TNEAX	3.4	-46.9	02/09	17.1	13.0	16.9	4	0.18	0.24	0.18	3	5	2
AA	Target '46-50	PIMCO RealRetirement 2050 A	PFYAX	3.3	-43.7	02/09	16.6	12.2	15.5	4	0.19	0.25	0.20	3	3	5
AA	Target '46-50	Fidelity Freedom 2050	FFFHX	3.1	-48.4	02/09	19.9	14.9	19.8	5	0.14	0.19	0.14	2	3	4
AA	Target '46-50	MassMutual RetireSMART 2050 A	MMARX	3.1	-47.7	02/09	20.5	15.0	18.6	5	0.14	0.19	0.15	2	2	1
AA	Target '46-50	MainStay Retirement 2050 A	MSRLX	2.8	-44.8	02/09	18.8	13.8	18.0	4	0.14	0.18	0.14	2	2	1
AA	Target '46-50	Nationwide Destination 2050 A	NWOAX	2.5	-48.4	02/09	20.3	15.0	19.3	5	0.11	0.15	0.12	1	2	2
AA	Target '46-50	BlkRk LifePath Act 2050 Inv A	BAPKX	2.4	-45.2	02/09	18.7	14.0	18.5	5	0.11	0.15	0.11	1	2	1

AA	Target '46-50	Fidelity Adv Freedom 2050 A	FFFLX	1.8	-50.1	02/09	20.4	15.2	20.4	5	0.07	0.10	0.07	1	2	1
AA	Target '46-50	AllianceBern 2050 Ret Strat A	LTQAX	1.2	-48.3	02/09	20.9	15.4	20.1	5	0.04	0.06	0.04	1	2	1
AA	Target '51+	T. Rowe Price Retirement 2055	TRRNK	5.8	-46.2	02/09	20.0	14.5	17.4	5	0.27	0.38	0.31	5	5	4
AA	Target '51+	Principal LifeTime 2055 Instl	LTFIX	3.9	-47.4	02/09	19.8	14.6	19.2	5	0.19	0.25	0.19	3	4	4
AA	Target '51+	AllianceBern 2055 Ret Strat A	LTWAX	0.7	-49.5	02/09	21.1	15.6	21.4	5	0.02	0.02	0.02	1	1	1
AA	Target '00-10	T. Rowe Price Retirement 2005	TRRFK	5.7	-28.4	02/09	11.4	8.1	9.2	3	0.48	0.67	0.59	5	3	3
AA	Target '00-10	Vanguard Target Ret 2010 Inv	VTENX	5.3	-28.4	02/09	10.9	7.9	9.2	3	0.46	0.63	0.55	5	5	3
AA	Target '00-10	MFS Lifetime 2010 A	MFSAX	5.1	-17.6	02/09	7.4	5.1	5.3	2	0.65	0.95	0.91	5	5	3
AA	Target '00-10	Vantagepoint Mile 2010 Inv M	VPRQX	4.7	-22.1	02/09	9.5	6.8	7.4	3	0.47	0.65	0.60	5	3	3
AA	Target '00-10	Mann & Nap Target 2010 C	MTHCX	4.5	-24.2	02/09	10.4	7.7	7.7	3	0.40	0.55	0.54	5	2	3
AA	Target '00-10	TIAA-CREF Lifecycle 2010 Ret	TCLEX	4.9	-29.3	02/09	11.3	8.3	10.0	3	0.41	0.56	0.46	4	3	3
AA	Target '00-10	JPMorgan SmartRet 2010 A	JSWAX	4.2	-26.4	02/09	10.3	7.5	8.5	3	0.38	0.52	0.45	4	3	3
AA	Target '00-10	GuideSt Fds MyDest 2005 GS4	GMIZX	4.4	-29.9	02/09	10.9	8.1	9.9	3	0.38	0.51	0.42	3	4	3
AA	Target '00-10	MainStay Retirement 2010 A	MYRAX	4.1	-27.9	02/09	11.3	8.1	9.4	3	0.34	0.47	0.41	3	2	3
AA	Target '00-10	Fidelity Freedom 2005	FFVX	4.0	-30.2	02/09	11.0	8.2	10.3	3	0.34	0.46	0.36	3	2	3
AA	Target '00-10	Schwab Target 2010	SWBRX	3.9	-29.3	02/09	10.3	7.9	10.4	3	0.35	0.46	0.35	3	5	3
AA	Target '00-10	JHnk2 Retire Living th 2010 A	JLAAX	3.7	-36.7	02/09	14.0	10.5	12.8	4	0.24	0.32	0.27	2	1	3
AA	Target '00-10	MassMutual RetireSMART 2010 A	MRXAX	3.6	-31.6	02/09	12.4	9.2	10.6	3	0.27	0.36	0.31	2	1	3
AA	Target '00-10	The Hartford Tgt Ret 2010 A	HTTAX	3.4	-34.8	02/09	13.2	9.8	12.3	4	0.23	0.32	0.25	2	1	3
AA	Target '00-10	Fidelity Adv Freedom 2010 A	FACFX	3.2	-32.6	02/09	12.3	9.0	11.1	3	0.24	0.33	0.27	2	1	3
AA	Target '00-10	Amer Fds Trgt Date Ret 2010 A	AAATX	3.0	-34.4	02/09	11.9	9.1	12.2	3	0.23	0.30	0.22	1	3	3
AA	Target '00-10	Fidelity Adv Freedom 2005 A	FFAVX	2.6	-31.1	02/09	11.3	8.3	10.5	3	0.20	0.28	0.22	1	1	3
AA	Target '00-10	AllianceBern 2005 Ret Strat A	LTBAX	2.2	-36.1	02/09	13.2	10.0	12.8	4	0.14	0.19	0.15	1	1	3
AA	Target '00-10	AllianceBern 2010 Ret Strat A	LTDAX	2.1	-40.3	02/09	15.3	11.5	14.9	4	0.12	0.16	0.13	1	1	3
AA	Target '00-10	AllianceBern 2000 Ret Strat A	LTAAX	2.1	-31.6	02/09	11.2	8.5	10.9	3	0.17	0.22	0.17	1	1	3
AA	Target '00-10	Nationwide Destination 2010 A	NWDAX	1.2	-33.0	02/09	11.9	9.3	12.4	3	0.07	0.10	0.07	1	1	3
AA	Target '11-15	T. Rowe Price Retirement 2015	TRRGX	5.8	-36.9	02/09	15.1	10.9	12.8	4	0.37	0.51	0.43	5	3	3
AA	Target '11-15	Vanguard Target Ret 2015 Inv	VTXVX	5.3	-32.4	02/09	12.6	9.1	10.8	3	0.40	0.55	0.46	5	4	3
AA	Target '11-15	Russell LifePoints 2015 St R1	RKLRX	4.9	-31.3	02/09	11.3	8.4	10.5	3	0.41	0.55	0.44	5	5	3
AA	Target '11-15	Schwab Target 2015	SWGRX	4.9	-31.1	02/09	11.8	8.7	10.7	3	0.39	0.53	0.43	5	4	3
AA	Target '11-15	Vantagepoint Mile 2015 Inv M	VPRPX	4.6	-29.7	02/09	11.9	8.7	10.3	3	0.37	0.50	0.42	5	3	3
AA	Target '11-15	Wells Fargo Adv DJ Tgt 2015 I	WFSCX	4.3	-24.1	02/09	9.4	6.9	7.8	3	0.43	0.58	0.51	5	5	3
AA	Target '11-15	GuideSt Fds MyDest 2015 GS4	GMTZX	4.9	-37.5	02/09	14.4	10.6	13.2	4	0.32	0.44	0.35	4	4	3
AA	Target '11-15	TIAA-CREF Lifecycle 2015 Ret	TCLIX	4.8	-33.0	02/09	12.9	9.4	11.6	3	0.35	0.48	0.39	4	3	3
AA	Target '11-15	JPMorgan SmartRet 2015 A	JSFAX	4.5	-32.4	02/09	13.0	9.4	10.8	3	0.33	0.45	0.39	4	3	2
AA	Target '11-15	Fidelity Freedom 2015	FFVFX	4.5	-33.3	02/09	12.6	9.3	11.6	3	0.34	0.46	0.36	4	3	3
AA	Target '11-15	FkIn Temp 2015 Retire Trgt A	FTRAX	4.0	-30.9	02/09	12.7	9.1	10.4	4	0.30	0.41	0.36	4	1	2
AA	Target '11-15	ING Index Sol 2015 Port I	ISSIX	4.0	-28.7	02/09	10.9	8.0	9.6	3	0.35	0.47	0.39	4	4	3
AA	Target '11-15	Amer Cent LIVESTRONG 2015 A	ARFAX	3.6	-27.8	02/09	10.8	7.8	9.4	3	0.31	0.43	0.36	4	3	2
AA	Target '11-15	Principal LifeTime 2015 Instl	LTINX	4.5	-38.9	02/09	14.8	11.0	14.4	4	0.29	0.39	0.30	3	3	3
AA	Target '11-15	BlkRk LifePath Act 2015 Inv A	BAPBX	3.8	-33.1	02/09	13.0	9.5	11.7	3	0.27	0.38	0.31	3	2	2
AA	Target '11-15	ING Solution 2015 Port I	ISOIX	3.8	-35.4	02/09	13.3	10.0	12.4	3	0.26	0.35	0.28	2	3	3
AA	Target '11-15	Fidelity Adv Freedom 2015 A	FFVAX	3.0	-34.5	02/09	12.9	9.5	12.0	3	0.21	0.29	0.23	2	1	2
AA	Target '11-15	JHnk2 Retire Living th 2015 A	JLBAX	3.4	-40.6	02/09	15.8	11.8	14.6	4	0.20	0.26	0.21	1	1	2
AA	Target '11-15	Amer Fds Trgt Date Ret 2015 A	AABTX	2.9	-36.2	02/09	13.1	9.9	13.1	3	0.20	0.27	0.20	1	3	2
AA	Target '11-15	Nationwide Destination 2015 A	NWEAX	2.0	-34.3	02/09	12.9	9.9	12.6	3	0.13	0.17	0.13	1	1	2
AA	Target '11-15	AllianceBern 2015 Ret Strat A	LTEAX	1.9	-43.3	02/09	16.7	12.6	16.4	4	0.10	0.13	0.10	1	1	2
AA	Target '11-15	Putnam RetirementReady 2015 A	PRRHX	1.4	-32.5	02/09	11.2	9.0	12.1	3	0.10	0.13	0.10	1	1	2
AA	World Alloc	PIMCO All At All Auth Ins	PAUIX	7.4	-18.3	11/08	11.2	7.3	5.0	3	0.64	0.97	1.42	5	5	5

AA	World Alloc	VALIC Company I Global Strat	VGLSX	6.8	-30.8	02/09	15.3	10.6	10.0	5	0.42	0.62	0.65	5	3	4
AA	World Alloc	GMO Benchmark-Free Alloc III	GBMFX	6.6	-15.0	02/09	7.6	4.8	4.1	3	0.84	1.32	1.56	5	5	5
AA	World Alloc	GMO Strategic Oppor Allc III	GBATX	5.9	-28.4	02/09	12.5	8.6	9.3	4	0.45	0.65	0.61	5	4	5
AA	World Alloc	SAAT Cons Strat Allc A	SMGAX	8.5	-42.8	02/09	17.1	12.9	15.0	4	0.48	0.64	0.55	4	5	5
AA	World Alloc	Templeton Global Balanced A1	TINCX	5.1	-28.1	02/09	15.4	10.7	10.2	5	0.32	0.45	0.47	4	2	3
AA	World Alloc	SAAT Moderate Strategy A	SMOAX	4.0	-31.0	02/09	10.0	8.1	11.2	3	0.38	0.46	0.34	3	5	5
AA	World Alloc	JHVIT Global Divr Tr Ser I	JGDOX	3.9	-38.8	02/09	15.7	11.7	14.8	4	0.23	0.31	0.25	3	3	4
AA	World Alloc	Gold Sachs Inc Strategies A	GXIAX	3.3	-32.0	02/09	13.0	9.8	11.2	3	0.23	0.31	0.27	3	3	3
AA	World Alloc	Laz Cap Allctr Opp Str Insl	LCAIX	3.1	-36.0	02/09	14.7	10.6	14.6	4	0.19	0.26	0.19	2	3	3
AA	World Alloc	Fidelity Advisor Glob Strat A	FDASX	2.6	-36.7	02/09	14.8	10.9	13.5	4	0.16	0.22	0.17	2	2	2
AA	World Alloc	Aberdeen Dynamic Allocation A	GMMAX	2.5	-41.0	02/09	16.5	12.1	15.2	4	0.13	0.18	0.14	2	2	2
AA	World Alloc	Old Westbury Global Oppor	OWGOX	2.2	-37.2	11/08	13.8	11.3	17.1	4	0.14	0.17	0.12	2	2	5
AA	World Alloc	Wilmington Mul-Mgr RI At Insl	WMRIX	2.2	-35.9	02/09	14.0	11.3	15.9	4	0.14	0.17	0.12	2	4	5
AA	World Alloc	Stadion Core Adv Portfolio A	ETFRX	1.4	-29.5	02/09	12.3	8.6	11.5	5	0.09	0.13	0.10	2	2	2
AA	World Alloc	Giant 5 Tot Invmt System Inv	FIVEX	1.3	-49.5	02/09	20.6	15.5	20.9	5	0.05	0.07	0.05	2	2	3
AA	World Alloc	Aberdeen Divr Alternatives A	GASAX	1.0	-45.5	02/09	18.5	13.8	17.8	4	0.04	0.05	0.04	2	2	2
AA	World Alloc	Stadion Managed Portfolio A	ETFFX	1.0	-17.2	12/11	8.1	5.5	7.1	5	0.08	0.12	0.09	2	1	5
AA	World Alloc	Gold Sachs Satellite Strat A	GXSAX	0.3	-50.6	02/09	19.4	15.6	22.5	5	0.00	0.00	0.00	2	3	3
AA	World Alloc	JPMorgan Strat Preservation A	JSPAX	0.3	-8.8	10/08	3.5	2.7	3.6	2	-0.01	-0.01	-0.01	2	2	2
AA	World Alloc	UBS Global Frontier A	BGFAX	-0.5	-60.4	02/09	26.2	19.3	25.2	5	-0.03	-0.04	-0.03	1	2	2
AA	World Alloc	Kinetics Alt Inc Advisor A	KWIAX	-3.1	-38.6	02/09	16.6	13.1	20.9	5	-0.20	-0.26	-0.16	1	1	1
AA	World Alloc	Hundredfold Select Global Svc	SFGPX	-3.2	-30.7	02/09	15.1	10.5	16.1	5	-0.23	-0.33	-0.22	1	1	2
EQ	China Region	Oberweis China Oppor	OBCHX	5.3	-57.6	11/08	33.6	23.8	26.5	5	0.15	0.21	0.19	5	3	5
EQ	China Region	Guggenheim China Real Est	TAO	4.6	-55.5	02/09	35.6	24.3	21.9	5	0.12	0.18	0.20	5	5	5
EQ	China Region	Clough China A	CHNAX	3.8	-45.5	02/09	24.2	17.0	18.4	5	0.14	0.20	0.19	5	4	4
EQ	China Region	Guggenheim China Small Cap	HAO	3.0	-52.9	11/08	33.6	22.0	24.4	5	0.08	0.13	0.11	4	2	3
EQ	China Region	Aberdeen China Oppor A	GOPAX	2.7	-54.0	02/09	26.2	18.1	21.1	5	0.09	0.13	0.11	4	5	2
EQ	China Region	SPDR S&P China	GXC	2.0	-50.7	10/08	29.0	20.6	20.8	5	0.06	0.08	0.08	4	3	3
EQ	China Region	Invesco China A	AACFX	1.4	-48.8	02/09	28.4	20.0	21.1	5	0.04	0.06	0.05	4	2	2
EQ	China Region	JPMorgan China Region A	JCHAX	0.4	-50.9	02/09	26.8	19.2	22.2	5	0.01	0.01	0.01	3	3	3
EQ	China Region	JHancock Greater China Opp A	JCOAX	-0.9	-52.9	02/09	26.5	19.4	25.1	5	-0.04	-0.06	-0.05	3	3	4
EQ	China Region	iShs FTSE China 25 Index Fund	FXI	-2.0	-51.7	02/09	29.5	21.9	25.5	5	-0.08	-0.11	-0.09	2	2	2
EQ	China Region	PowerShs Golden Dragon China	PGJ	-3.9	-56.8	02/09	30.8	22.4	27.5	5	-0.14	-0.19	-0.15	2	2	1
EQ	China Region	ProFunds UltraChina Inv	UGPIX	-19.3	-87.0	02/09	58.3	43.0	65.6	5	-0.34	-0.46	-0.30	1	1	1
EQ	China Region	Dir Mthly China Bull 2X Inv	DXHLX	-23.0	-88.7	02/09	61.6	47.0	73.1	5	-0.38	-0.49	-0.32	1	1	2
EQ	China Region	The USX China C	HPCCX	-41.6	-93.9	03/13	40.2	36.6	58.6	5	-1.04	-1.14	-0.71	1	1	1
EQ	Commod Brd	GreenHaven Continuous Com Idx	GCC	-2.7	-43.3	02/09	19.0	14.9	25.3	5	-0.16	-0.20	-0.12	5	4	2
EQ	Commod Brd	PowerShs DB Com Idx Tracking	DBC	-5.0	-56.6	02/09	23.5	18.4	40.6	5	-0.22	-0.29	-0.13	5	5	4
EQ	Commod Brd	ELEMENTS Rogers Intl Com ETN	RJI	-5.9	-58.9	02/09	23.7	19.0	40.0	5	-0.26	-0.33	-0.15	4	4	4
EQ	Commod Brd	GS Connect S&P GSCI Enh Com T	GSC	-7.1	-63.5	02/09	26.7	21.3	47.5	5	-0.28	-0.35	-0.16	4	4	4
EQ	Commod Brd	Old Westbury Real Return	OWRRX	-5.7	-51.0	02/09	20.5	17.1	33.2	5	-0.29	-0.35	-0.18	3	2	2
EQ	Commod Brd	Cred Suis Trust Commod Ret St	CCRSX	-6.8	-53.3	02/09	20.7	16.9	37.5	5	-0.34	-0.42	-0.19	3	2	4
EQ	Commod Brd	Direxion Mthly Commod Bull 2X	DXCLX	-10.7	-85.8	02/09	55.1	41.6	59.1	5	-0.20	-0.26	-0.18	3	2	5
EQ	Commod Brd	Cred Suis Commod Ret Strat A	CRSAX	-7.6	-54.0	02/09	20.8	17.0	38.2	5	-0.38	-0.46	-0.21	2	2	2
EQ	Commod Brd	DWS Enh Commodity Strat A	SKNRX	-7.9	-60.6	02/09	22.4	18.5	41.5	5	-0.37	-0.44	-0.20	2	2	1
EQ	Commod Brd	iPath DJ-UBS Com Idx TR ETN	DJP	-8.0	-55.2	02/09	21.6	17.7	40.1	5	-0.38	-0.47	-0.21	2	2	4
EQ	Commod Brd	iShs S&P GSCI Com-Idxed Trust	GSG	-10.5	-67.4	02/09	27.0	22.1	54.2	5	-0.40	-0.49	-0.20	2	3	4
EQ	Commod Brd	iPh S&P GSCI Tot Ret Idx ETN	GSP	-10.6	-68.6	02/09	27.9	22.8	54.9	5	-0.39	-0.48	-0.20	2	3	4
EQ	Commod Brd	Gold Sachs Commodity Strat A	GSCAX	-11.2	-68.1	02/09	27.0	22.5	54.2	5	-0.42	-0.51	-0.21	2	2	2

EQ	Commod Brd	Rydex Commodities Strategy A	RYMEX	-12.9	-67.7	02/09	27.8	22.7	56.1	5	-0.47	-0.58	-0.23	1	1	2
EQ	Commun	PowerShs Dynamic Media	PBS	9.5	-55.2	02/09	27.0	19.1	21.8	5	0.34	0.48	0.42	5	3	5
EQ	Commun	Vanguard Telecom Services ETF	VOX	6.9	-39.3	02/09	18.3	13.2	16.9	4	0.36	0.50	0.39	5	4	4
EQ	Consum Cyc	SPDR S&P Retail	XRT	18.8	-44.2	11/08	26.7	17.6	13.1	5	0.70	1.05	1.42	5	5	3
EQ	Consum Cyc	PowerShs Dynamic Retail	PMR	14.1	-32.1	02/09	21.9	13.1	9.9	5	0.63	1.06	1.39	5	4	2
EQ	Consum Cyc	Vang Cons Discretionary ETF	VCR	13.2	-46.8	02/09	24.1	16.2	15.8	5	0.54	0.80	0.82	4	4	3
EQ	Consum Cyc	ProFds Cons Ser Ult Sec Inv	CYPIX	14.5	-57.0	02/09	29.8	20.6	21.9	5	0.48	0.69	0.65	3	4	4
EQ	Consum Cyc	PS Dyn Leisure & Entertain	PEJ	13.5	-47.1	02/09	26.5	17.6	16.7	5	0.50	0.75	0.79	3	4	4
EQ	Consum Cyc	Guggen S&P 500 Eq Wt Cons Dis	RCD	13.1	-52.9	02/09	29.2	18.6	17.0	5	0.44	0.69	0.75	3	3	2
EQ	Consum Cyc	First Trust Cons Disc AlpDEX	FXD	11.7	-51.1	02/09	27.5	18.0	17.4	5	0.41	0.63	0.65	3	2	2
EQ	Consum Cyc	PowerShs Dyn Consumer Disc	PEZ	9.6	-40.9	02/09	22.4	15.2	14.4	5	0.42	0.62	0.65	3	2	2
EQ	Consum Cyc	iS S&P GI Cons Discretionary	RXI	7.9	-46.8	02/09	22.4	15.2	16.9	5	0.34	0.50	0.45	2	2	2
EQ	Consum Cyc	SPDR S&P Homebuilders	XHB	8.2	-57.1	02/09	34.6	23.2	25.7	5	0.23	0.34	0.31	1	1	5
EQ	Consum Cyc	iShs Dow Jones US Home Cons	ITB	4.6	-62.5	02/09	37.2	25.8	34.8	5	0.12	0.17	0.12	1	1	5
EQ	Consum Cyc	Market Vectors Gaming ETF	BJK	2.9	-61.8	02/09	31.5	22.2	28.6	5	0.08	0.12	0.09	1	2	2
EQ	Consum Def	Guggen S&P 500 Eq Wt Cons Sps	RHS	12.8	-29.0	02/09	14.1	9.5	8.9	4	0.88	1.31	1.40	5	4	5
EQ	Consum Def	First Tr Cons Staples AlpDEX	FXG	12.5	-29.7	02/09	16.2	10.4	9.9	5	0.75	1.18	1.23	5	2	2
EQ	Consum Def	Vanguard Consumer Staples ETF	VDC	10.6	-27.6	02/09	12.8	8.7	8.2	4	0.81	1.19	1.25	5	5	5
EQ	Consum Def	PowerShs Dyn Consumer Staples	PSL	9.5	-32.5	02/09	14.6	10.0	10.2	4	0.63	0.93	0.91	3	3	4
EQ	Consum Def	iShs S&P Global Cons Staples	KXI	9.0	-32.3	02/09	14.0	9.7	10.5	4	0.62	0.90	0.83	2	4	3
EQ	Consum Def	PowerShs Dyn Food & Beverage	PBJ	8.9	-31.8	02/09	14.8	10.3	11.6	4	0.58	0.83	0.74	2	3	5
EQ	Consum Def	ProFds Cons Goods UltSect Inv	CNPIX	10.3	-49.7	02/09	23.3	16.4	17.7	5	0.43	0.61	0.57	1	2	2
EQ	Currency	CurrShs Australian Dol Trust	FXA	6.3	-31.5	01/09	17.1	12.2	10.6	4	0.35	0.50	0.57	5	5	5
EQ	Currency	Eaton V Divr Currency Inc A	EAIIX	2.5	-9.0	10/08	7.9	5.2	3.3	2	0.28	0.42	0.67	5	5	3
EQ	Currency	Colum Abs Ret Ccy & Inc A	RARAX	0.9	-4.0	09/11	3.1	2.0	1.3	2	0.20	0.32	0.48	5	3	1
EQ	Currency	Mrk Vect Chinese RMB/USD ETN	CNY	0.6	-2.1	05/10	2.0	1.3	0.8	2	0.18	0.28	0.48	5	5	5
EQ	Currency	iPh Asn & Gulf Curr Reval ETN	PGD	0.6	-1.6	05/12	1.7	1.2	0.8	2	0.18	0.26	0.41	5	4	4
EQ	Currency	iPath GEMS Index ETN	JEM	1.5	-20.8	02/09	10.8	8.5	8.0	4	0.11	0.14	0.15	4	3	4
EQ	Currency	Merk Hard Currency Inv	MERKX	1.4	-17.7	10/08	11.6	8.4	7.0	4	0.10	0.13	0.16	4	3	3
EQ	Currency	JPMorgan Inter Currency Inc A	JCIAX	0.9	-13.1	10/08	8.3	5.8	4.4	3	0.07	0.10	0.13	4	3	1
EQ	Currency	PowerShs DB G10 Curr Harvest	DBV	1.4	-31.1	01/09	12.6	9.7	13.8	4	0.09	0.12	0.08	3	5	5
EQ	Currency	PIMCO EMs Currency A	PLMAX	1.2	-27.0	02/09	11.8	9.0	9.6	4	0.08	0.10	0.10	3	3	2
EQ	Currency	CurrShs Japanese Yen Trust	FXY	0.8	-19.3	03/13	10.9	8.0	5.9	5	0.05	0.07	0.09	3	2	2
EQ	Currency	CurrencyShs Swiss Franc Trust	FXF	0.7	-19.5	07/12	14.1	9.6	10.0	5	0.03	0.05	0.04	3	3	2
EQ	Currency	iPh JPY/USD Exchange Rate ETN	JYN	0.6	-19.8	03/13	11.0	8.1	6.0	5	0.03	0.04	0.05	3	2	2
EQ	Currency	CurrShs Canadian Dol Trust	FXC	0.5	-20.8	02/09	11.3	8.4	8.1	4	0.02	0.02	0.02	3	2	2
EQ	Currency	PwrShs DB US Dol Idx Bullish	UUP	0.3	-20.9	04/11	10.3	6.8	13.4	5	0.00	0.01	0.00	3	2	4
EQ	Currency	ProFunds Rising US Dollar Inv	RDPIX	-0.1	-22.6	04/11	10.4	7.0	14.7	5	-0.04	-0.06	-0.03	3	2	4
EQ	Currency	iPath Opt Currency Carry ETN	ICI	-0.7	-14.7	12/08	5.5	4.4	9.1	4	-0.19	-0.24	-0.11	2	3	5
EQ	Currency	CurrShs Swedish Krona Trust	FXS	-1.0	-32.0	02/09	14.6	10.5	13.8	5	-0.08	-0.12	-0.09	2	4	4
EQ	Currency	Mrk Vect Indian Rupee/USD ETN	INR	-1.3	-17.7	05/12	10.9	8.1	9.5	5	-0.15	-0.20	-0.17	2	2	3
EQ	Currency	Rydex Strengthening Dol 2x St	RYSDX	-2.0	-41.5	04/11	21.5	13.9	28.4	5	-0.11	-0.17	-0.08	2	2	3
EQ	Currency	PwrShs DB US Dol Idx Bearish	UDN	-2.3	-16.4	02/09	10.2	7.9	8.6	5	-0.25	-0.33	-0.30	1	2	2
EQ	Currency	CurrencyShs Euro Trust	FXE	-3.7	-21.1	06/10	13.2	10.0	13.3	5	-0.30	-0.40	-0.30	1	2	2
EQ	Currency	iPh EUR/USD Exchange Rate ETN	ERO	-3.8	-21.4	06/10	13.5	10.4	13.5	5	-0.30	-0.39	-0.30	1	1	2
EQ	Currency	ProFunds Falling US Dol Inv	FDPIX	-4.0	-18.1	05/10	10.4	8.1	11.8	5	-0.41	-0.52	-0.36	1	2	1
EQ	Currency	iPh GBP/USD Exchange Rate ETN	GBB	-4.9	-27.4	02/09	11.1	9.1	19.3	5	-0.47	-0.57	-0.27	1	2	2
EQ	Currency	CurrShs British Pd Ster Tr	FXB	-4.9	-27.2	02/09	10.8	8.8	19.3	5	-0.48	-0.59	-0.27	1	2	2
EQ	Currency	Rydex Weakening Dol 2x St A	RYWDX	-7.1	-33.1	02/09	20.9	15.8	19.8	5	-0.35	-0.47	-0.37	1	2	1

EQ	Divers EMs	Wasatch Emerging Mrkts Sm Cap	WAEMX	12.1	-59.4	02/09	29.0	20.3	21.6	5	0.41	0.58	0.55	5	5	5
EQ	Divers EMs	iShs MSCI Turkey Inv Mkt Idx	TUR	11.2	-61.2	02/09	40.4	25.7	26.3	5	0.27	0.42	0.42	5	4	5
EQ	Divers EMs	Aberdeen Emerging Mrkts Instl	ABEMX	10.2	-49.0	02/09	25.3	16.7	16.6	5	0.39	0.59	0.60	5	5	5
EQ	Divers EMs	WisdomTree EMs SmallCap Div	DGS	7.0	-50.6	11/08	26.6	18.6	19.5	5	0.25	0.36	0.34	5	5	5
EQ	Divers EMs	WisdomTree EMs Eqty Inc	DEM	5.5	-46.7	02/09	23.4	16.3	17.3	5	0.22	0.32	0.30	5	4	2
EQ	Divers EMs	SPDR S&P Em Mid East & Afr	GAF	4.5	-44.7	02/09	25.2	17.8	16.8	5	0.17	0.24	0.25	5	3	2
EQ	Divers EMs	DFA EMs Core Eqty I	DFCEX	3.4	-56.8	02/09	29.5	20.5	22.1	5	0.11	0.15	0.14	4	3	3
EQ	Divers EMs	Causeway Emerging Mrkts Instl	CEMIX	3.2	-62.6	02/09	30.5	22.0	26.3	5	0.10	0.13	0.11	4	5	4
EQ	Divers EMs	Laudus Mondrian EMs Instl	LEMNX	3.1	-54.4	02/09	25.9	18.3	20.7	5	0.11	0.15	0.14	4	5	4
EQ	Divers EMs	JHancock2 Emerging Mrkts NAV	JEVNX	2.9	-59.6	02/09	32.4	22.0	23.7	5	0.08	0.12	0.11	4	2	3
EQ	Divers EMs	DFA EMs Social Core Eq	DFESX	2.5	-58.2	02/09	29.9	21.0	23.0	5	0.07	0.10	0.10	4	3	3
EQ	Divers EMs	Templeton EMs Sm Cap A	TEMMX	2.2	-62.3	02/09	30.9	21.9	25.3	5	0.06	0.09	0.07	4	2	4
EQ	Divers EMs	JHVIT EMs Val Tr Ser I	JEMBX	2.1	-59.4	02/09	32.9	22.3	24.1	5	0.05	0.08	0.07	4	2	2
EQ	Divers EMs	JHVIT Amer New Wld Tr Ser II	JANTX	1.8	-46.9	02/09	21.0	15.6	19.3	5	0.07	0.10	0.08	4	4	3
EQ	Divers EMs	Schroder Em Mkt Eqty Adv	SEMVX	1.6	-56.5	02/09	27.8	19.6	23.1	5	0.05	0.07	0.06	3	3	3
EQ	Divers EMs	SPDR S&P Emerging Markets	GMM	1.4	-56.1	02/09	27.5	19.7	23.1	5	0.04	0.05	0.05	3	3	2
EQ	Divers EMs	SA Emerging Markets Value	SAEMX	1.2	-59.2	02/09	31.3	21.8	24.3	5	0.03	0.04	0.04	3	2	2
EQ	Divers EMs	Harding Loevner Instl EMs	HLMEX	1.1	-59.2	02/09	27.3	19.8	25.4	5	0.03	0.04	0.03	3	5	4
EQ	Divers EMs	iShs MSCI EMs Index	EEM	0.9	-56.4	02/09	27.9	19.8	23.3	5	0.02	0.03	0.03	3	2	2
EQ	Divers EMs	Dreyfus/The Bos Co EM Cor Eq	SBCEX	0.8	-57.5	02/09	28.8	20.8	24.8	5	0.02	0.03	0.02	3	2	3
EQ	Divers EMs	William Blair EMs Ldrs I	WBELX	0.7	-59.9	02/09	27.6	20.3	25.8	5	0.02	0.02	0.02	3	5	3
EQ	Divers EMs	PowerShs FTSE RAFI EMs	PXH	0.7	-54.8	02/09	28.1	19.5	22.2	5	0.01	0.02	0.02	3	2	2
EQ	Divers EMs	Goldman Sachs Struct EM Eq A	GERAX	0.6	-59.3	02/09	30.1	21.4	24.4	5	0.01	0.02	0.01	3	3	2
EQ	Divers EMs	Schwab Fdmtl EMs Lg Co Idx	SFENX	0.6	-56.3	02/09	28.2	19.6	22.7	5	0.01	0.01	0.01	3	2	2
EQ	Divers EMs	JPMorgan Emerging Economies A	JEEAX	0.5	-62.7	02/09	29.7	21.6	27.3	5	0.01	0.01	0.01	3	3	2
EQ	Divers EMs	Parametric Emerging Mrkts Inv	EAEMX	0.5	-58.5	02/09	26.9	19.6	23.5	5	0.01	0.01	0.01	3	3	3
EQ	Divers EMs	Northern EMs Eqty Index	NOEMX	0.0	-58.8	02/09	28.5	20.4	24.8	5	-0.01	-0.01	-0.01	3	3	3
EQ	Divers EMs	William Blair EMs Growth I	WBEIX	-0.1	-63.5	02/09	28.9	22.1	30.1	5	-0.01	-0.02	-0.01	2	5	3
EQ	Divers EMs	PwrShs DWA Em Mkts Tech Ldrs	PIE	-0.7	-66.9	02/09	29.6	23.2	34.4	5	-0.03	-0.04	-0.03	2	5	5
EQ	Divers EMs	ING Emerging Mrkts Eqty Div A	IFCAX	-0.7	-49.1	02/09	27.0	19.0	20.2	5	-0.04	-0.05	-0.05	2	2	2
EQ	Divers EMs	Dunham Emerging Mrkts Stock C	DCEMX	-0.8	-63.7	02/09	32.3	22.5	27.7	5	-0.03	-0.05	-0.04	2	2	3
EQ	Divers EMs	AllianzGI EMs Opps Instl	AOTIX	-0.8	-63.7	02/09	29.8	22.3	31.3	5	-0.04	-0.05	-0.03	2	4	4
EQ	Divers EMs	SPDR S&P BRIC 40	BIK	-1.2	-59.3	02/09	29.7	21.4	27.7	5	-0.05	-0.07	-0.05	2	2	2
EQ	Divers EMs	Amer Cent NT Emerging Mrkts I	ACLKX	-1.4	-62.8	02/09	30.0	22.3	30.7	5	-0.06	-0.08	-0.05	2	3	3
EQ	Divers EMs	VALIC Co I Emerg Economies	VCGEX	-1.9	-53.8	02/09	23.6	18.0	27.5	5	-0.09	-0.12	-0.08	2	4	3
EQ	Divers EMs	Guggenheim BRIC	EEB	-2.7	-60.1	02/09	30.9	22.0	29.5	5	-0.10	-0.13	-0.10	2	1	1
EQ	Divers EMs	LM Esemplia Em Mkts Lg-Sh I	SBEXX	-2.5	-61.8	02/09	31.5	22.4	26.9	5	-0.09	-0.13	-0.11	1	1	2
EQ	Divers EMs	iShs MSCI BRIC Index	BKF	-2.9	-61.7	02/09	31.3	22.5	30.4	5	-0.10	-0.14	-0.10	1	1	2
EQ	Divers EMs	Artisan Emerging Markets Inst	APHEX	-3.0	-61.5	02/09	29.3	21.5	28.4	5	-0.11	-0.15	-0.11	1	1	2
EQ	Divers EMs	Fidelity Advisor EMs A	FAMKX	-3.5	-63.9	02/09	29.6	22.3	32.0	5	-0.13	-0.17	-0.12	1	2	2
EQ	Divers EMs	Goldman Sachs BRIC A	GBRAX	-5.4	-65.6	02/09	32.9	24.1	33.6	5	-0.17	-0.24	-0.17	1	1	1
EQ	Divers EMs	SPDR S&P Emerging Europe	GUR	-5.8	-71.4	02/09	35.8	26.5	40.1	5	-0.17	-0.23	-0.15	1	2	2
EQ	Divers EMs	Templeton BRIC A	TABRX	-6.4	-63.5	02/09	31.9	23.6	32.8	5	-0.21	-0.28	-0.20	1	1	1
EQ	Divers EMs	T. Rowe Price Afr & Mid East	TRAMX	-6.7	-67.0	02/09	24.7	20.4	44.8	5	-0.28	-0.34	-0.16	1	3	5
EQ	Divers EMs	U.S. Global Invs Gbl EMs	GEMFX	-11.1	-69.8	02/09	29.2	23.7	48.9	5	-0.39	-0.48	-0.23	1	1	2
EQ	Divers EMs	Direxion Mthly EMs Bull 2X	DXELX	-17.2	-89.3	02/09	60.3	43.9	66.7	5	-0.29	-0.40	-0.26	1	1	2
EQ	Divers EMs	ProFunds UltraEMs Inv	UUPIX	-18.0	-86.7	02/09	55.7	41.0	65.9	5	-0.33	-0.45	-0.28	1	1	1
EQ	Dvrs Pac/Asia	Matthews Asia Dividend Inv	MAPIX	10.2	-35.2	02/09	18.1	12.5	12.2	4	0.55	0.79	0.82	5	5	5
EQ	Dvrs Pac/Asia	Matthews Asia Growth Investor	MPACX	7.1	-47.9	02/09	22.2	14.9	16.8	5	0.30	0.46	0.40	5	5	4

EQ	Eq Prec Met	Mrk Vect Gold Miners ETF	GDX	-4.1	-56.9	10/08	41.1	27.5	20.3	5	-0.11	-0.16	-0.22	2	4	4
EQ	Equity Energy	PowerShs Dynamic Energy	PXI	8.1	-63.9	02/09	30.5	21.8	31.2	5	0.26	0.36	0.25	5	5	5
EQ	Equity Energy	PwrShs Dyn En Explor & Prod	PXE	6.7	-63.9	02/09	30.8	22.4	35.6	5	0.21	0.29	0.18	5	5	5
EQ	Equity Energy	SPDR S&P Oil & Gas Exp & Prod	XOP	3.3	-62.8	02/09	32.9	24.2	34.4	5	0.09	0.12	0.09	4	3	2
EQ	Equity Energy	Guggen S&P 500 Equal Wt En	RYE	2.9	-61.3	02/09	31.4	23.0	32.2	5	0.08	0.11	0.08	4	3	3
EQ	Equity Energy	Vanguard Energy ETF	VDE	2.8	-54.6	02/09	25.7	19.0	28.8	5	0.10	0.13	0.09	4	3	3
EQ	Equity Energy	PwrShs WilderHill Progrsv En	PUW	2.4	-58.2	02/09	29.9	21.6	26.2	5	0.07	0.10	0.08	4	2	3
EQ	Equity Energy	iS DJ US Oil & Gas Ex Idx	IEO	1.8	-61.9	02/09	32.0	23.4	34.5	5	0.05	0.07	0.04	4	3	3
EQ	Equity Energy	SPDR S&P Oil & Gas Eqp & Ser	XES	1.0	-67.8	02/09	36.5	27.0	38.8	5	0.02	0.03	0.02	3	3	2
EQ	Equity Energy	First Trust Energy AlphaDEX	FXN	0.1	-68.6	02/09	34.7	25.7	40.0	5	0.00	-0.01	0.00	3	3	3
EQ	Equity Energy	Guin Atk Global Energy	GAGEX	-0.3	-61.2	02/09	31.9	23.0	31.3	5	-0.02	-0.03	-0.02	3	2	2
EQ	Equity Energy	iShs Dow Jones US Oil Eqp Idx	IEZ	-0.8	-69.3	02/09	37.3	27.7	40.5	5	-0.03	-0.04	-0.03	3	3	2
EQ	Equity Energy	Ivy Energy A	IEYAX	-1.1	-59.1	02/09	29.2	21.8	33.3	5	-0.05	-0.06	-0.04	3	2	2
EQ	Equity Energy	Waddell & Reed Energy A	WEGAX	-1.4	-59.4	02/09	29.4	22.0	34.1	5	-0.06	-0.08	-0.05	3	2	2
EQ	Equity Energy	PwrShs Dyn Oil & Gas Services	PXJ	-2.1	-70.0	02/09	38.3	28.0	44.0	5	-0.06	-0.08	-0.05	3	3	3
EQ	Equity Energy	Blkrk All-Cp Engy & Res Inv A	BACAX	-5.3	-65.2	02/09	32.6	25.3	40.5	5	-0.17	-0.22	-0.14	2	2	1
EQ	Equity Energy	Fst Tr ISE-Revere Nat Gas Idx	FCG	-5.9	-68.3	02/09	34.4	25.5	44.6	5	-0.18	-0.24	-0.14	2	2	1
EQ	Equity Energy	Guggen Canadian Energy Income	ENY	-6.0	-70.8	02/09	35.3	26.9	41.7	5	-0.18	-0.23	-0.15	2	2	1
EQ	Equity Energy	ProFds Oil Eqp Svc & Dist Inv	OEPIX	-10.3	-85.0	02/09	54.2	40.0	64.5	5	-0.19	-0.26	-0.16	2	2	2
EQ	Equity Energy	Market Vectors Coal ETF	KOL	-8.6	-78.2	02/09	46.8	34.0	46.1	5	-0.19	-0.26	-0.19	1	1	1
EQ	Equity Energy	Calvert Global Alt Energy A	CGAEX	-18.3	-73.6	07/12	32.7	27.9	57.1	5	-0.57	-0.67	-0.33	1	1	2
EQ	Equity Energy	PwrShs WilderHill Clean En	PBW	-25.3	-82.0	11/12	35.9	30.4	62.8	5	-0.71	-0.84	-0.41	1	1	1
EQ	Equity Energy	Guin Atk Alternative Energy	GAAEX	-26.3	-83.4	07/12	38.1	32.7	64.5	5	-0.70	-0.81	-0.41	1	1	1
EQ	Europe Stock	Royce European Smer Co Svc	RISCX	3.7	-54.3	02/09	26.1	19.1	23.4	5	0.13	0.18	0.15	5	4	3
EQ	Europe Stock	WisdomTree Europe SmCap Div	DFE	-1.1	-58.6	02/09	28.7	21.0	28.1	5	-0.05	-0.07	-0.05	4	4	4
EQ	Europe Stock	Market Vectors Russia ETF	RSX	-8.7	-80.8	01/09	44.4	32.2	48.1	5	-0.20	-0.28	-0.19	2	1	1
EQ	Europe Stock	Fst Tr STOXX Euro Sel Div Idx	FDD	-10.3	-64.7	02/09	26.2	20.8	42.9	5	-0.40	-0.51	-0.25	1	2	1
EQ	Europe Stock	JPMorgan Russia A	JRUAX	-11.0	-83.5	01/09	46.1	34.7	51.2	5	-0.25	-0.33	-0.22	1	1	1
EQ	Financial	First Trust Fncls AlphaDEX	FXO	7.6	-53.7	02/09	26.5	18.8	17.7	5	0.28	0.39	0.41	5	5	3
EQ	Financial	Royce Financial Services Svc	RYFSX	6.7	-45.2	02/09	23.6	16.8	15.2	5	0.27	0.38	0.42	5	5	3
EQ	Financial	Alpine Financial Services Ins	ADFSX	5.7	-52.9	02/09	25.4	18.5	20.7	5	0.21	0.29	0.26	5	3	5
EQ	Financial	SPDR S&P Insurance ETF	KIE	4.3	-63.6	02/09	32.3	23.5	24.4	5	0.12	0.17	0.16	4	4	4
EQ	Financial	PowerShs Dynamic Financials	PFI	2.5	-45.0	02/09	21.5	16.4	21.0	5	0.10	0.13	0.10	3	5	3
EQ	Financial	Kinetics Market Oppor Adv A	KMKAX	2.4	-52.4	02/09	24.7	18.0	20.6	5	0.08	0.12	0.10	3	5	2
EQ	Financial	Guggen S&P 500 Eq Wt Fncls	RYF	0.7	-69.1	02/09	32.2	23.7	32.0	5	0.01	0.02	0.01	3	5	3
EQ	Financial	SPDR S&P Regional Banking ETF	KRE	0.3	-47.8	02/09	29.1	21.4	26.8	5	0.00	0.00	0.00	2	4	3
EQ	Financial	iShs Dow Jones US Insurance	IAK	-0.4	-65.4	02/09	30.0	22.9	33.0	5	-0.02	-0.03	-0.02	2	5	3
EQ	Financial	Vanguard Financials ETF	VFH	-1.5	-65.1	02/09	29.2	22.3	34.3	5	-0.06	-0.08	-0.05	2	4	3
EQ	Financial	Mann & Nap Financial Svc Ser	EXFSX	-2.1	-56.4	02/09	24.8	19.2	31.0	5	-0.10	-0.13	-0.08	2	4	2
EQ	Financial	SPDR S&P Capital Markets ETF	KCE	-2.7	-59.8	02/09	28.6	21.1	35.9	5	-0.11	-0.14	-0.08	2	2	2
EQ	Financial	iShs Dow Jones US Reg Banks	IAT	-2.9	-58.2	02/09	28.7	22.5	33.3	5	-0.11	-0.14	-0.10	2	2	2
EQ	Financial	iS DJ US Broker-Dealers	IAI	-4.1	-57.9	02/09	28.1	21.1	36.8	5	-0.16	-0.21	-0.12	2	1	2
EQ	Financial	SPDR S&P Bank ETF	KBE	-5.2	-69.5	02/09	34.5	26.4	40.8	5	-0.16	-0.21	-0.13	2	1	2
EQ	Foreign Lg Bld	PIMCO Inter SkPLUS AR Stra A	PIPAX	6.8	-45.8	02/09	21.1	15.0	16.6	5	0.31	0.44	0.39	5	5	5
EQ	Foreign Lg Bld	WisdomTree Global ex-US Grth	DNL	3.9	-30.9	03/09	19.9	14.1	13.1	5	0.18	0.26	0.27	5	3	2
EQ	Foreign Lg Bld	Lazard Intl Strat Eqty Instl	LISIX	3.3	-49.1	02/09	23.1	16.5	20.7	5	0.13	0.18	0.15	5	5	5
EQ	Foreign Lg Bld	PIMCO Intl StkPL AR Str (Unh)	PPUAX	3.0	-58.0	02/09	28.2	19.9	23.0	5	0.10	0.14	0.12	5	5	5
EQ	Foreign Lg Bld	Oppen International Divr A	OIDAX	2.1	-49.5	02/09	22.7	16.4	19.7	5	0.08	0.11	0.09	5	4	3
EQ	Foreign Lg Bld	Neub Berm Inter Eq Instl	NBIIX	1.0	-53.3	02/09	22.7	17.5	25.4	5	0.03	0.04	0.03	4	5	4

EQ	Foreign Lg Bld	DFA TA Wld ex US Core Eqty I	DFTWX	0.8	-55.0	02/09	25.9	18.8	23.0	5	0.02	0.02	0.02	4	3	3
EQ	Foreign Lg Bld	Strat Advisers International	FILFX	0.6	-51.6	02/09	22.6	16.8	23.8	5	0.01	0.02	0.01	4	5	4
EQ	Foreign Lg Bld	Dunham International Stock C	DCINX	0.6	-53.8	02/09	24.5	17.5	22.8	5	0.01	0.02	0.01	4	2	3
EQ	Foreign Lg Bld	MFS Inter Divr 529A	MDIEX	0.6	-51.5	02/09	22.2	16.3	21.9	5	0.01	0.02	0.01	4	5	2
EQ	Foreign Lg Bld	T. Rowe Price Overseas Stock	TROSK	0.3	-53.9	02/09	24.3	18.0	24.6	5	0.00	0.00	0.00	4	4	3
EQ	Foreign Lg Bld	Neub Berm Intl Large Cap Tr	NILTX	0.2	-51.2	02/09	22.3	17.1	25.1	5	0.00	0.00	0.00	4	4	3
EQ	Foreign Lg Bld	ING Amer Fds Inter Port	IFSTX	0.1	-49.1	02/09	23.1	17.0	21.5	5	-0.01	-0.01	-0.01	4	2	3
EQ	Foreign Lg Bld	SPDR MSCI ACWI (ex-US)	CWI	-0.1	-53.1	02/09	23.7	17.4	23.8	5	-0.01	-0.02	-0.01	3	3	3
EQ	Foreign Lg Bld	DFA CSTG&E Inter Soc Core Eq	DFCCX	-0.1	-54.3	02/09	25.1	18.3	24.1	5	-0.01	-0.02	-0.02	3	3	3
EQ	Foreign Lg Bld	Vang FTSE All-World ex-US ETF	VEU	-0.2	-54.7	02/09	24.9	18.3	24.8	5	-0.02	-0.03	-0.02	3	3	3
EQ	Foreign Lg Bld	SPDR S&P World ex-US	GWL	-0.2	-52.3	02/09	23.1	17.2	24.7	5	-0.02	-0.03	-0.02	3	4	3
EQ	Foreign Lg Bld	GMO Inter Opp Eqty Allc III	GIOTX	-0.3	-49.0	02/09	21.4	16.1	24.4	5	-0.03	-0.04	-0.02	3	5	5
EQ	Foreign Lg Bld	PwrShs DWA Dev Mkts Tech Ldrs	PIZ	-0.4	-56.4	02/09	26.2	19.6	28.3	5	-0.03	-0.03	-0.02	3	3	3
EQ	Foreign Lg Bld	Invesco International Alloc A	AINAX	-0.4	-50.9	02/09	22.0	16.4	21.7	5	-0.03	-0.04	-0.03	3	3	1
EQ	Foreign Lg Bld	Janus International Eqty A	JAIEX	-0.4	-52.3	02/09	24.6	18.1	22.9	5	-0.03	-0.04	-0.03	3	2	1
EQ	Foreign Lg Bld	DFA Intl Sustainability Core	DFSPX	-0.5	-54.0	02/09	24.5	18.2	24.9	5	-0.03	-0.04	-0.03	3	3	3
EQ	Foreign Lg Bld	TIAA-CREF Enh Intl Eq Idx Ins	TFIIX	-0.8	-54.4	02/09	23.9	17.9	27.8	5	-0.05	-0.06	-0.04	3	4	4
EQ	Foreign Lg Bld	Northern Multi-Mgr Intl Eqty	NMIEX	-0.8	-49.5	02/09	22.3	16.8	24.7	5	-0.05	-0.06	-0.04	3	3	3
EQ	Foreign Lg Bld	Thrivent Partner Wldwide Allo	TWAAX	-0.8	-49.9	02/09	22.0	16.7	22.7	5	-0.05	-0.07	-0.05	3	3	1
EQ	Foreign Lg Bld	Nuveen International Select A	ISACX	-1.0	-50.2	02/09	22.9	17.0	22.1	5	-0.05	-0.07	-0.06	3	1	1
EQ	Foreign Lg Bld	Strat Advisers Inter II	FUSIX	-1.0	-54.9	02/09	24.2	18.2	28.2	5	-0.05	-0.07	-0.05	3	4	4
EQ	Foreign Lg Bld	iShs MSCI ACWI ex US Index	ACWX	-1.0	-55.3	02/09	24.3	18.2	26.9	5	-0.05	-0.07	-0.05	3	2	3
EQ	Foreign Lg Bld	Northern Inter Eqty Index	NOINX	-1.1	-53.3	02/09	23.8	17.7	26.8	5	-0.06	-0.08	-0.05	3	3	4
EQ	Foreign Lg Bld	Fidelity Adv Tot Intl Eqty A	FTAEX	-1.3	-56.4	02/09	24.9	18.7	27.3	5	-0.06	-0.08	-0.06	3	3	3
EQ	Foreign Lg Bld	ING Inter Index Port Adv	IIIAX	-1.5	-53.4	02/09	23.8	17.8	27.3	5	-0.07	-0.10	-0.06	3	3	4
EQ	Foreign Lg Bld	Fidelity Inter Enhanced Index	FIENX	-1.5	-54.2	02/09	23.8	18.0	28.6	5	-0.07	-0.10	-0.06	3	4	4
EQ	Foreign Lg Bld	Dreyfus/Newton Inter Eqty I	SNIEX	-1.6	-52.2	02/09	21.0	16.6	30.5	5	-0.09	-0.11	-0.06	3	5	5
EQ	Foreign Lg Bld	PwrShs S&P Intl Dev Hi Qlt	IDHQ	-1.7	-61.6	02/09	27.9	21.2	31.0	5	-0.07	-0.10	-0.07	3	3	5
EQ	Foreign Lg Bld	Ivy Managed Intl Oppor A	IVTAX	-1.3	-47.6	02/09	22.0	16.2	20.0	5	-0.07	-0.10	-0.08	2	1	1
EQ	Foreign Lg Bld	Dreyfus Diversified Intl A	DFPAX	-1.4	-48.4	02/09	21.5	16.1	23.4	5	-0.08	-0.10	-0.07	2	2	2
EQ	Foreign Lg Bld	Pax World International Inst	PXNIX	-1.4	-50.4	02/09	22.9	17.1	23.8	5	-0.07	-0.10	-0.07	2	1	2
EQ	Foreign Lg Bld	Transamerica Multi-Mgr Intl A	IMNAX	-1.5	-53.1	02/09	23.2	17.5	24.6	5	-0.08	-0.10	-0.07	2	2	1
EQ	Foreign Lg Bld	FDP S MFS Res Intl FDP Inv A	MDIQX	-1.6	-54.6	02/09	23.9	17.8	26.6	5	-0.08	-0.11	-0.07	2	3	2
EQ	Foreign Lg Bld	JHancock3 Inter Alloc A	JAIAX	-2.0	-53.3	02/09	24.2	18.0	24.8	5	-0.10	-0.13	-0.09	2	2	1
EQ	Foreign Lg Bld	ASTON/Barings International I	ABIIX	-2.1	-51.3	02/09	22.8	17.5	28.0	5	-0.10	-0.13	-0.08	2	3	1
EQ	Foreign Lg Bld	Steward Intl Enh Index Inst	SNTCX	-2.1	-53.9	02/09	24.5	18.1	26.9	5	-0.10	-0.13	-0.09	2	1	1
EQ	Foreign Lg Bld	Colum Masters Inter Eq A	CMTAX	-2.2	-54.7	02/09	24.7	18.7	28.3	5	-0.10	-0.13	-0.09	2	3	2
EQ	Foreign Lg Bld	Lord Abbett Intl Core Eqty A	LICAX	-2.3	-52.0	02/09	23.8	17.6	24.8	5	-0.11	-0.15	-0.10	2	1	1
EQ	Foreign Lg Bld	Principal Inter I Inst	PINIX	-2.5	-54.3	02/09	24.0	18.4	29.9	5	-0.11	-0.15	-0.09	2	3	3
EQ	Foreign Lg Bld	INTECH International A	JMIAX	-2.6	-52.0	02/09	22.7	17.4	27.3	5	-0.13	-0.17	-0.11	2	2	3
EQ	Foreign Lg Bld	ING Divr International A	IFFAX	-3.0	-55.2	02/09	24.2	18.2	27.7	5	-0.14	-0.18	-0.12	2	2	1
EQ	Foreign Lg Bld	Gold Sachs Strat Intl Eqty A	GSAKX	-3.1	-53.9	02/09	23.3	17.7	29.9	5	-0.15	-0.19	-0.11	2	2	2
EQ	Foreign Lg Bld	Ivy Mgd European/Pacific A	IVMAX	-2.9	-53.6	02/09	26.4	19.3	23.6	5	-0.12	-0.17	-0.14	1	1	1
EQ	Foreign Lg Bld	Artio International Eqty II A	JETAX	-3.7	-50.5	02/09	22.6	17.3	28.8	5	-0.18	-0.23	-0.14	1	1	2
EQ	Foreign Lg Bld	Timothy Plan International A	TPIAX	-4.5	-53.4	02/09	23.0	18.0	32.2	5	-0.21	-0.27	-0.15	1	1	1
EQ	Foreign Lg Bld	Munder Inter Core Eqty A	MAICX	-4.7	-56.9	02/09	24.4	19.2	35.1	5	-0.20	-0.26	-0.14	1	2	3
EQ	Foreign Lg Bld	Pacific Financial Inter I	PFGIX	-10.6	-58.7	03/09	21.7	18.2	43.9	5	-0.50	-0.60	-0.25	1	1	1
EQ	Foreign Lg Bld	ProFunds Ultra Inter Inv	UNPIX	-15.2	-83.7	02/09	49.7	37.7	62.8	5	-0.31	-0.41	-0.25	1	1	3
EQ	Foreign Lg Grw	Dreyfus International Stock A	DISAX	3.6	-39.6	02/09	18.8	13.5	15.2	5	0.17	0.24	0.22	5	3	2

EQ	Foreign Lg Grw	Buffalo International	BUFIX	2.5	-51.3	02/09	23.9	17.6	21.3	5	0.09	0.13	0.11	5	3	3
EQ	Foreign Lg Grw	Gr-West MFS Inter Grth Init	MXIGX	2.4	-48.8	02/09	22.9	16.5	20.2	5	0.09	0.13	0.11	5	4	4
EQ	Foreign Lg Grw	Calamos International Grth A	CIGRX	2.4	-55.7	02/09	24.5	18.0	22.4	5	0.09	0.12	0.10	5	4	1
EQ	Foreign Lg Grw	Fidelity Advisor Inter Grth A	FIAGX	2.2	-50.1	02/09	22.4	16.3	21.5	5	0.09	0.12	0.09	5	4	3
EQ	Foreign Lg Grw	JHancock2 Inter Grth Eq I	JTIIX	1.9	-57.7	02/09	25.0	18.8	26.7	5	0.07	0.09	0.06	4	4	2
EQ	Foreign Lg Grw	First Invs International A	FIINX	1.4	-46.9	02/09	19.2	14.5	22.7	5	0.06	0.07	0.05	4	5	4
EQ	Foreign Lg Grw	American Cent NT Intl Grth I	ACLNX	0.6	-53.1	02/09	23.4	17.6	26.2	5	0.01	0.02	0.01	3	3	4
EQ	Foreign Lg Grw	JHancock3 Inter Grth A	GOIGX	0.5	-46.9	02/09	20.3	15.2	22.4	5	0.01	0.01	0.01	3	4	5
EQ	Foreign Lg Grw	iShs MSCI EAFE Growth Index	EFG	-0.3	-51.6	02/09	22.1	16.9	26.0	5	-0.03	-0.03	-0.02	2	3	4
EQ	Foreign Lg Grw	ING T. R Pr Intl Stk Port I	IMASX	-0.9	-55.6	02/09	25.4	19.1	28.9	5	-0.05	-0.06	-0.04	2	3	3
EQ	Foreign Lg Grw	Hansberger Inter Grth Inst	HITGX	-1.5	-58.1	02/09	27.6	20.3	28.5	5	-0.06	-0.09	-0.06	2	1	2
EQ	Foreign Lg Grw	William Blair Inter Eqty I	WIEIX	-2.2	-55.0	02/09	22.7	17.6	30.5	5	-0.11	-0.14	-0.08	1	2	4
EQ	Foreign Lg Grw	William Blair Insl Intl Eqty	WIIEIX	-2.2	-55.8	02/09	23.0	17.9	31.2	5	-0.11	-0.14	-0.08	1	3	4
EQ	Foreign Lg Grw	Davis International A	DILAX	-3.1	-55.1	02/09	24.7	18.8	26.3	5	-0.14	-0.18	-0.13	1	1	1
EQ	Foreign Lg Grw	MassMutual Premier Foc Int A	MOUAX	-3.2	-50.2	02/09	22.3	17.1	26.7	5	-0.16	-0.20	-0.13	1	1	1
EQ	Foreign Lg Val	Schroder Intl Mul-Cap Val Adv	SIDVX	2.4	-54.9	02/09	25.4	18.4	21.6	5	0.08	0.12	0.10	5	4	4
EQ	Foreign Lg Val	WisdomTree Com Country Eqty	CCXE	1.4	-61.9	02/09	30.0	21.5	28.2	5	0.04	0.05	0.04	5	4	2
EQ	Foreign Lg Val	PowerShs Intl Div Achievers	PID	1.3	-57.7	02/09	24.1	18.0	25.0	5	0.04	0.06	0.04	5	5	5
EQ	Foreign Lg Val	iS Dow Jones Intl Sel Div Idx	IDV	1.0	-59.1	02/09	27.1	19.8	24.6	5	0.03	0.04	0.03	5	5	4
EQ	Foreign Lg Val	VALIC Company I Foreign Value	VCFVX	0.4	-52.4	02/09	25.4	18.2	22.0	5	0.00	0.00	0.00	4	3	2
EQ	Foreign Lg Val	AQR International Eqty Y	AQIYX	0.2	-54.5	02/09	25.9	19.0	26.7	5	0.00	-0.01	0.00	4	4	5
EQ	Foreign Lg Val	DFA International Core Eqty I	DFIEX	0.1	-54.6	02/09	25.2	18.4	24.0	5	-0.01	-0.01	-0.01	4	3	3
EQ	Foreign Lg Val	Guggen Inter Multi-Asset Inc	HGI	0.1	-54.8	02/09	24.6	18.0	22.2	5	-0.01	-0.01	-0.01	4	3	1
EQ	Foreign Lg Val	JHFunds2 International Val 1	JIVIX	0.1	-50.3	02/09	24.3	17.6	21.5	5	-0.01	-0.01	-0.01	4	3	3
EQ	Foreign Lg Val	ING Templeton For Eqty Port I	IFTIX	0.0	-50.5	02/09	23.9	17.4	22.5	5	-0.01	-0.01	-0.01	4	3	3
EQ	Foreign Lg Val	Domini Inter Social Eqty Inv	DOMIX	-0.9	-56.2	02/09	24.6	18.7	28.6	5	-0.05	-0.06	-0.04	4	4	5
EQ	Foreign Lg Val	Chesword Lane Intl Hi Div Ins	CLIDX	-1.1	-58.1	02/09	26.7	19.5	29.0	5	-0.05	-0.07	-0.05	3	4	5
EQ	Foreign Lg Val	WisdomTree DEFA	DWDM	-1.2	-52.1	02/09	22.9	17.3	26.1	5	-0.07	-0.09	-0.06	3	4	4
EQ	Foreign Lg Val	Schwab Fdmtl Intl Lg Co Idx	SFNNX	-1.3	-54.0	02/09	26.5	18.8	23.9	5	-0.06	-0.08	-0.07	3	2	2
EQ	Foreign Lg Val	WisdomTree Inter LgCap Div	DOL	-1.5	-51.3	02/09	22.8	17.2	26.2	5	-0.08	-0.11	-0.07	3	3	4
EQ	Foreign Lg Val	Mainstay Inter Oppor A	MYITX	-1.5	-54.0	02/09	24.0	18.2	28.6	5	-0.08	-0.10	-0.06	3	4	3
EQ	Foreign Lg Val	PwrShs FTSE RAFI Dev Ms ex-US	PXF	-1.6	-53.9	02/09	26.5	18.7	24.3	5	-0.07	-0.10	-0.08	3	2	2
EQ	Foreign Lg Val	iShs MSCI EAFE Value Index	EFV	-1.8	-53.8	02/09	24.6	18.0	26.7	5	-0.08	-0.11	-0.08	3	3	4
EQ	Foreign Lg Val	Colum Overseas Value Z	COSZX	-1.9	-56.7	02/09	25.5	18.9	29.3	5	-0.08	-0.11	-0.07	3	3	3
EQ	Foreign Lg Val	WisdomTree DEFA Eqty Income	DTH	-2.0	-53.9	02/09	24.4	18.4	27.7	5	-0.09	-0.12	-0.08	3	3	5
EQ	Foreign Lg Val	SPDR S&P International Div	DWX	-2.4	-60.9	02/09	29.4	21.2	25.9	5	-0.09	-0.13	-0.10	2	2	2
EQ	Foreign Lg Val	WisdTree Inter Div ex-Finncls	DOO	-2.5	-55.9	02/09	24.6	18.7	27.6	5	-0.11	-0.15	-0.10	2	3	3
EQ	Foreign Lg Val	Cullen Inter High Div C	CHCX	-2.5	-53.1	02/09	21.5	16.7	29.5	5	-0.13	-0.16	-0.09	2	4	4
EQ	Foreign Lg Val	Gd Sachs Intl Eq Div & Prem A	GIDAX	-2.9	-49.2	02/09	22.1	16.5	23.7	5	-0.14	-0.19	-0.13	2	2	1
EQ	Foreign Lg Val	Wells Fargo Adv Intl Val A	WFFAX	-2.9	-54.1	02/09	24.3	17.9	27.0	5	-0.13	-0.18	-0.12	2	2	2
EQ	Foreign Lg Val	JHancock3 Inter Core A	GIDEX	-3.0	-50.0	02/09	22.3	16.8	26.4	5	-0.15	-0.19	-0.12	2	2	2
EQ	Foreign Lg Val	Optimum International A	OAIEX	-3.1	-53.2	02/09	22.8	17.2	27.3	5	-0.15	-0.20	-0.13	2	2	2
EQ	Foreign Lg Val	Gold Sachs Str Intl T/M Eq A	GATMX	-3.3	-53.7	02/09	23.9	18.2	29.0	5	-0.15	-0.19	-0.12	2	2	2
EQ	Foreign Lg Val	Amer Cent Intl Core Eqty A	ACIQX	-3.4	-54.9	02/09	23.7	18.2	30.7	5	-0.15	-0.20	-0.12	2	3	3
EQ	Foreign Lg Val	ING Inter Val Choice A	IVCAX	-3.4	-42.8	02/09	21.0	15.9	20.4	5	-0.18	-0.23	-0.18	1	1	1
EQ	Foreign Lg Val	Fidelity Advisor Inter Val A	FIVMX	-4.0	-58.5	02/09	26.6	20.1	31.6	5	-0.16	-0.22	-0.14	1	2	4
EQ	Foreign Lg Val	DWS International Value A	DNVAX	-4.8	-51.9	02/09	23.6	17.7	31.4	5	-0.22	-0.29	-0.16	1	2	1
EQ	Foreign Lg Val	Nationwide Inter Val A	NWVAX	-6.4	-60.1	02/09	27.0	20.9	37.1	5	-0.25	-0.32	-0.18	1	1	2
EQ	Foreign Lg Val	MassMutual Select Divr Intl A	MMZAX	-6.6	-62.5	02/09	27.6	21.3	38.1	5	-0.25	-0.32	-0.18	1	1	1

EQ	Foreign S/M BI	Hard Loe Intl Sm Co Inv	HLMSX	7.0	-51.5	02/09	25.0	17.7	19.7	5	0.27	0.38	0.34	5	4	4
EQ	Foreign S/M BI	Schwab Fdmtl Intl Sm Co Idx	SFILX	3.8	-50.4	02/09	24.1	17.0	19.1	5	0.15	0.21	0.19	4	3	3
EQ	Foreign S/M BI	iShs MSCI EAFE Sm Cap Index	SCZ	2.0	-55.2	02/09	25.1	18.8	23.7	5	0.07	0.09	0.07	3	3	3
EQ	Foreign S/M BI	SPDR S&P International Sm Cap	GWX	1.6	-53.3	02/09	24.1	18.2	22.5	5	0.06	0.08	0.06	3	3	3
EQ	Foreign S/M BI	JHFunds2 Intl Sm Company NAV	JHATX	1.1	-54.3	02/09	24.7	18.5	23.7	5	0.03	0.04	0.03	2	2	3
EQ	Foreign S/M BI	iS FTSE Dev Sm Cap ex-N Amer	IFSM	0.4	-55.7	02/09	25.7	19.3	25.0	5	0.00	0.01	0.00	2	2	3
EQ	Foreign S/M BI	WisdomTree Inter MidCap Div	DIM	0.2	-51.6	02/09	23.9	17.9	22.6	5	0.00	0.00	0.00	2	2	3
EQ	Foreign S/M BI	Munder International Sm-Cap A	MISAX	-0.3	-58.9	02/09	26.1	20.2	29.3	5	-0.02	-0.03	-0.02	2	4	3
EQ	Foreign S/M BI	Calvert International Oppor A	CIOAX	-0.5	-51.5	02/09	23.3	17.8	25.0	5	-0.03	-0.05	-0.03	2	2	3
EQ	Foreign S/M Gr	Wasatch International Oppor	WAIIOX	7.9	-56.2	02/09	25.5	18.1	21.5	5	0.30	0.42	0.36	5	4	5
EQ	Foreign S/M Gr	Thornburg Inter Grth A	TIGAX	5.7	-54.7	02/09	22.5	16.7	21.7	5	0.24	0.32	0.25	5	5	2
EQ	Foreign S/M Gr	Oberweis International Oppor	OBIOX	4.3	-64.1	02/09	29.2	22.1	31.3	5	0.14	0.18	0.13	3	5	5
EQ	Foreign S/M Gr	William Blair Inter Sm Cp Gr	WISIX	3.7	-57.0	02/09	24.1	18.7	24.4	5	0.14	0.18	0.14	3	3	3
EQ	Foreign S/M Gr	Scout Intl Discy	UMBDX	1.6	-47.0	02/09	20.8	15.7	20.0	5	0.06	0.09	0.07	2	1	2
EQ	Foreign S/M Gr	iS MSCI Israel Cp Inv Mkt Idx	EIS	1.1	-47.3	11/08	25.1	18.4	24.1	5	0.03	0.04	0.03	2	1	1
EQ	Foreign S/M Gr	MainStay Epoch Inter Sm Cp I	EPIEX	0.6	-54.2	02/09	24.5	18.5	25.5	5	0.01	0.02	0.01	1	1	2
EQ	Foreign S/M Gr	Fid Adv Intl Sm Cap Opp A	FOPAX	-1.7	-64.2	02/09	26.1	20.8	34.8	5	-0.08	-0.10	-0.06	1	3	2
EQ	Foreign S/M VI	PS FTSE RAFI Dev Ms ex-US S/M	PDN	4.0	-50.0	02/09	24.2	16.9	18.6	5	0.15	0.22	0.20	4	3	2
EQ	Foreign S/M VI	Gold Sachs Str Intl Sm Cp A	GICAX	3.1	-52.6	02/09	24.8	17.8	21.6	5	0.11	0.16	0.13	3	4	2
EQ	Foreign S/M VI	JHFunds2 Intl Small Cap 1	JIIMX	3.0	-55.9	02/09	26.0	19.0	22.6	5	0.10	0.14	0.12	3	3	3
EQ	Foreign S/M VI	WisdomTree Inter SmCap Div	DLS	2.2	-53.9	02/09	23.4	17.7	23.1	5	0.08	0.11	0.08	3	5	4
EQ	Foreign S/M VI	RBB Free Mkt Intl Eqty Insl	FMNEX	0.3	-54.7	02/09	26.1	19.0	23.4	5	0.00	0.00	0.00	2	1	2
EQ	Global Real Est	Janus Global Real Est A	JERAX	4.9	-56.0	02/09	29.5	20.2	20.7	5	0.16	0.23	0.22	5	1	2
EQ	Global Real Est	E.I.I. Global Property Inst	EIIGX	3.9	-58.4	02/09	26.1	18.8	22.6	5	0.14	0.19	0.16	5	4	3
EQ	Global Real Est	VALIC Co I Global Real Est	VGREX	3.7	-58.1	02/09	25.5	19.1	23.9	5	0.13	0.18	0.14	5	4	5
EQ	Global Real Est	JHFunds2 Global Real Est NAV	JHAMX	3.6	-58.0	02/09	25.1	18.7	24.0	5	0.13	0.18	0.14	5	4	5
EQ	Global Real Est	Morg Stan Ins Gbl Real Est I	MRLAX	3.5	-61.3	02/09	28.0	20.3	24.4	5	0.12	0.16	0.13	4	3	3
EQ	Global Real Est	iS FTSE EPRA/NAREIT Dev As I	IFAS	3.5	-60.7	02/09	27.8	19.5	28.0	5	0.11	0.16	0.11	4	3	5
EQ	Global Real Est	ING Clarion Gl RI Est Port I	IRGIX	3.5	-58.5	02/09	25.5	19.1	23.5	5	0.12	0.17	0.14	4	4	3
EQ	Global Real Est	Cohen & Steers Insl Glob Real	GRSIX	3.4	-60.3	02/09	27.3	20.0	23.5	5	0.12	0.16	0.13	4	2	3
EQ	Global Real Est	Transam Glob Real Est Secs I2	TRSIX	3.2	-58.5	02/09	25.6	19.2	23.6	5	0.12	0.15	0.13	4	4	3
EQ	Global Real Est	Principal Glob Real Est Sec A	POSAX	3.1	-59.6	02/09	25.8	19.1	24.2	5	0.11	0.15	0.12	4	4	3
EQ	Global Real Est	E.I.I. Inter Property Instl	EIIPX	3.0	-57.8	02/09	27.6	19.3	23.3	5	0.10	0.14	0.12	4	2	4
EQ	Global Real Est	Fst Tr FTSE EN Dev Ms Rel Est	FFR	2.7	-62.6	02/09	27.6	20.8	27.2	5	0.09	0.12	0.09	4	4	4
EQ	Global Real Est	Schwab Global Real Est	SWASX	2.5	-59.8	02/09	26.7	19.9	23.8	5	0.08	0.11	0.09	4	3	3
EQ	Global Real Est	Delaware Glob Real Est Opps A	DGRPX	2.2	-60.1	02/09	25.5	19.2	25.9	5	0.08	0.10	0.07	3	5	3
EQ	Global Real Est	Northern Global Real Est Idx	NGREX	2.2	-62.7	02/09	27.8	20.9	27.4	5	0.07	0.09	0.07	3	4	4
EQ	Global Real Est	Dreyfus Global Real Est Sec A	DRLAX	1.9	-58.3	02/09	25.3	18.8	23.9	5	0.07	0.09	0.07	3	3	1
EQ	Global Real Est	iS S&P Dev ex-US Property Idx	WPS	1.9	-60.9	02/09	26.2	19.4	28.0	5	0.06	0.09	0.06	3	3	5
EQ	Global Real Est	SPDR Dow Jones Intl Real Est	RWX	1.7	-61.1	02/09	25.4	19.2	28.6	5	0.06	0.07	0.05	3	3	4
EQ	Global Real Est	Cohen & Steers EMs Rel Est A	APFAX	1.7	-60.5	02/09	29.2	20.0	26.8	5	0.05	0.07	0.05	3	1	1
EQ	Global Real Est	Forward Inter Real Est A	KIRAX	1.5	-59.8	02/09	25.4	18.6	28.8	5	0.05	0.07	0.04	3	3	5
EQ	Global Real Est	DFA Inter Real Est Sec I	DFITX	1.3	-61.2	02/09	25.2	19.7	29.2	5	0.04	0.05	0.03	2	4	5
EQ	Global Real Est	iS FTSE EPRA/NAREIT Dev RE ex	IFGL	1.2	-61.1	02/09	26.5	19.6	28.8	5	0.03	0.05	0.03	2	2	4
EQ	Global Real Est	DWS RREEF Gl Real Est Secs A	RRGAX	0.9	-62.6	02/09	27.0	20.4	27.7	5	0.02	0.03	0.02	2	3	2
EQ	Global Real Est	Invesco Global Real Est A	AGREX	0.8	-60.2	02/09	25.6	19.4	26.6	5	0.02	0.03	0.02	2	3	2
EQ	Global Real Est	Franklin Global Real Est A	FGRRX	0.6	-56.4	02/09	24.4	18.7	25.8	5	0.01	0.02	0.01	2	3	2
EQ	Global Real Est	Virtus Intl Real Est Sec A	PXRAX	0.6	-58.1	02/09	24.8	18.7	25.4	5	0.01	0.02	0.01	2	2	1
EQ	Global Real Est	WisdTree Glob ex-US Real Est	DRW	0.5	-62.4	02/09	27.3	20.4	29.9	5	0.01	0.01	0.01	2	2	3

EQ	Global Real Est	ING International Real Est A	IIRAX	0.1	-57.6	02/09	24.7	18.0	27.0	5	-0.01	-0.01	-0.01	1	1	2
EQ	Global Real Est	Fidelity Inter Real Est	FIREX	0.0	-61.4	02/09	26.9	19.5	31.9	5	-0.01	-0.01	-0.01	1	1	5
EQ	Global Real Est	JPMorgan Inter Realty A	JIRAX	-0.6	-58.9	02/09	25.4	18.6	27.7	5	-0.03	-0.05	-0.03	1	1	2
EQ	Global Real Est	Cohen & Steers Inter Realty A	IRFAX	-0.7	-60.1	02/09	26.4	19.1	29.0	5	-0.04	-0.05	-0.04	1	1	2
EQ	Global Real Est	PACE Global Real Est Sec A	PREAX	-1.1	-63.1	02/09	26.8	20.9	32.3	5	-0.05	-0.07	-0.04	1	3	1
EQ	Global Real Est	Gd Sachs Intl Real Est Sec A	GIRAX	-2.1	-61.0	02/09	26.1	19.6	33.5	5	-0.09	-0.12	-0.07	1	1	3
EQ	Global Real Est	iS FTSE EPRA/NAREIT Dev EU I	IFEU	-5.4	-62.4	02/09	29.6	22.1	35.2	5	-0.19	-0.26	-0.16	1	1	1
EQ	Health	PowerShs Dyn Pharmaceuticals	PJP	19.5	-24.4	02/09	15.9	9.3	7.5	4	1.21	2.06	2.57	5	5	5
EQ	Health	Delaware Healthcare A	DLHAX	18.9	-28.1	02/09	20.5	12.0	9.1	5	0.91	1.55	2.03	5	2	1
EQ	Health	SPDR S&P Pharmaceuticals	XPH	17.3	-24.0	02/09	17.3	10.8	7.4	5	0.98	1.57	2.29	5	4	1
EQ	Health	iS DJ US Pharmaceuticals	IHE	16.6	-25.2	02/09	16.4	10.1	7.2	4	1.00	1.62	2.26	5	5	2
EQ	Health	First Trust Health AlphaDEX	FXH	16.5	-31.3	02/09	18.4	12.4	10.7	5	0.88	1.31	1.51	5	3	3
EQ	Health	First Trust NYSE Arca Bio Idx	FBT	19.2	-31.3	02/09	27.8	15.5	13.5	5	0.68	1.22	1.40	4	1	2
EQ	Health	Guggen S&P 500 Eq Wt Health	RYH	12.5	-32.4	02/09	17.7	12.2	11.0	4	0.69	1.00	1.11	3	3	4
EQ	Health	Vanguard Health Care ETF	VHT	11.2	-29.6	02/09	16.0	10.8	10.1	4	0.68	1.00	1.08	3	3	5
EQ	Health	SPDR S&P Biotech	XBI	13.7	-34.1	04/09	24.4	14.8	16.5	5	0.55	0.90	0.81	2	2	1
EQ	Health	iS DJ US Healthcare Pro	IHF	10.5	-41.0	02/09	23.5	16.8	15.1	5	0.43	0.61	0.68	1	2	2
EQ	Health	PowerShs Dyn Biotech & Genome	PBE	9.4	-37.0	02/09	22.0	14.4	15.0	5	0.41	0.63	0.61	1	1	1
EQ	Health	ING BlkRk Health Scis Opp S	IEHSX	9.0	-33.7	02/09	16.9	12.4	13.3	4	0.52	0.70	0.65	1	2	5
EQ	Health	PowerShs Dynamic Healthcare	PTH	9.0	-39.0	02/09	19.2	14.0	15.6	5	0.45	0.62	0.56	1	2	2
EQ	Health	iShs Dow Jones US Med Devices	IHI	6.4	-43.6	02/09	21.6	16.2	17.2	5	0.28	0.38	0.36	1	1	1
EQ	India Equity	Matthews India Investor	MINDX	0.9	-63.2	02/09	35.8	23.1	27.2	5	0.02	0.03	0.02	5	5	5
EQ	India Equity	Franklin India Growth A	FINGX	0.5	-52.0	02/09	31.2	20.6	22.1	5	0.01	0.01	0.01	5	3	1
EQ	India Equity	iPath MSCI India Index ETN	INP	-2.6	-62.8	02/09	38.4	25.5	28.8	5	-0.08	-0.11	-0.10	3	3	4
EQ	India Equity	JPMorgan India A	JIDAX	-3.2	-60.8	02/09	34.1	23.0	27.7	5	-0.10	-0.15	-0.12	2	3	2
EQ	India Equity	WisdomTree India Earnings	EPI	-3.8	-59.9	02/09	38.0	25.1	28.8	5	-0.11	-0.16	-0.14	2	1	2
EQ	India Equity	PowerShs India	PIN	-4.9	-59.1	02/09	34.6	23.3	28.6	5	-0.15	-0.22	-0.18	1	1	3
EQ	Industrials	iShs Dow Jones Trans Average	IYT	6.9	-53.6	02/09	24.9	17.3	20.6	5	0.27	0.38	0.32	4	4	4
EQ	Industrials	iShs Dow Jones US Aero & Def	ITA	6.3	-49.6	02/09	23.8	17.7	19.5	5	0.25	0.34	0.31	4	4	2
EQ	Industrials	PowerShs Dynamic Industrials	PRN	6.9	-52.2	02/09	25.2	17.8	23.4	5	0.26	0.37	0.28	3	5	5
EQ	Industrials	Guggen S&P 500 Eq Wt Inds	RGI	6.6	-54.2	02/09	25.2	17.9	21.5	5	0.25	0.35	0.29	3	4	3
EQ	Industrials	Fst Tr Indust/Prod Dur AlpDEX	FXR	6.4	-57.3	02/09	27.0	19.9	24.1	5	0.23	0.31	0.25	3	3	2
EQ	Industrials	PS Dyn Building & Construct	PKB	5.4	-54.9	02/09	29.6	21.8	29.5	5	0.17	0.24	0.17	2	4	5
EQ	Industrials	Vanguard Industrials ETF	VIS	4.8	-56.0	02/09	25.3	18.4	22.8	5	0.18	0.25	0.20	2	4	4
EQ	Industrials	PowerShs Aerospace & Defense	PPA	4.7	-46.7	02/09	22.1	16.8	19.7	5	0.20	0.26	0.23	2	2	3
EQ	Industrials	Mrk Vect Environmental Svcs E	EVX	4.2	-49.1	03/09	22.4	16.6	21.4	5	0.17	0.24	0.18	2	2	2
EQ	Industrials	ProFunds Ind Ultra Sector Inv	IDPIX	2.8	-72.3	02/09	37.2	27.2	35.7	5	0.07	0.09	0.07	1	3	3
EQ	Industrials	iShs S&P Global Industrials	EXI	2.1	-55.2	02/09	24.2	18.1	23.7	5	0.08	0.10	0.08	1	1	2
EQ	Japan Stock	Hennessy Japan Small Cap Inv	HJPSX	5.7	-44.1	02/09	21.8	15.4	16.8	5	0.25	0.35	0.32	5	5	4
EQ	Japan Stock	Hennessy Japan Institutional	HJPIX	4.7	-43.7	02/09	17.3	13.0	19.0	4	0.25	0.34	0.23	5	5	5
EQ	Japan Stock	SPDR Russell/Nom Sm Cp Japan	JSC	4.3	-34.1	02/09	16.9	11.9	12.3	5	0.24	0.34	0.33	5	5	3
EQ	Japan Stock	WisdomTree Japan SmallCap Div	DFJ	3.9	-33.3	02/09	16.5	11.7	12.5	5	0.22	0.31	0.29	5	5	3
EQ	Japan Stock	iShs MSCI Japan Sm Cap Index	SCJ	3.5	-35.0	02/09	17.1	12.2	13.7	5	0.19	0.26	0.24	5	5	3
EQ	Japan Stock	SPDR Russell/Nom PRIME Japan	JPP	-0.6	-41.9	02/09	17.9	13.9	23.3	5	-0.05	-0.07	-0.04	2	2	2
EQ	Japan Stock	WisdomTree Japan Hedged Eqty	DXJ	-0.7	-37.8	02/09	18.8	13.9	26.6	5	-0.05	-0.07	-0.04	2	2	4
EQ	Japan Stock	SunAmerica Japan A	SAESX	-5.3	-55.7	02/09	23.5	19.0	31.9	5	-0.24	-0.29	-0.18	1	1	1
EQ	Japan Stock	Rydex Japan 2x Strategy A	RYJSX	-8.0	-74.1	02/09	41.8	31.7	49.5	5	-0.20	-0.26	-0.17	1	1	1
EQ	Large Blend	PIMCO SkPLUS Long Dur Insl	PSLDX	14.7	-47.9	02/09	22.2	16.1	16.5	4	0.65	0.90	0.87	5	5	5
EQ	Large Blend	PIMCO Fund IndexPLUS AR A	PIXAX	12.5	-56.1	02/09	24.9	17.3	19.0	5	0.49	0.71	0.64	5	5	5

EQ	Large Blend	ELEMENTS Mstar Wd Mt Focus E	WMW	12.1	-41.1	02/09	25.3	16.2	11.9	5	0.47	0.73	0.99	5	3	2
EQ	Large Blend	PowerShs Buyback Achievers	PKW	10.7	-42.6	02/09	19.2	13.5	14.1	4	0.54	0.77	0.74	5	5	5
EQ	Large Blend	Ave Maria Rising Dividend	AVEDX	9.5	-38.2	02/09	17.9	12.6	12.3	4	0.51	0.73	0.75	5	5	5
EQ	Large Blend	Smead Value Investor	SMVLX	9.2	-45.5	02/09	20.2	14.2	16.7	4	0.44	0.63	0.53	5	5	5
EQ	Large Blend	SEI Insl Mgd Tx-Mgd Mgd Vol A	TMMAX	8.8	-35.1	02/09	14.3	10.6	12.5	4	0.59	0.80	0.68	5	5	5
EQ	Large Blend	Guggen S&P 500 Equal Weight	RSP	8.5	-50.6	02/09	22.9	16.1	17.9	4	0.36	0.51	0.46	5	4	4
EQ	Large Blend	GMO Quality III	GQETX	7.7	-31.0	02/09	14.3	10.0	10.3	4	0.52	0.75	0.72	5	5	4
EQ	Large Blend	Johnson Enhanced Return	JENHX	7.6	-46.2	02/09	19.3	13.9	16.9	4	0.38	0.53	0.43	5	5	5
EQ	Large Blend	PRIMECAP Odyssey Stock	POSKX	7.6	-41.5	02/09	18.3	13.2	14.6	4	0.40	0.55	0.50	5	4	5
EQ	Large Blend	First Tr Lg Cap Core AlpDEX	FEX	7.6	-48.7	02/09	21.4	15.2	17.7	5	0.34	0.48	0.41	5	4	3
EQ	Large Blend	Sit Dividend Growth I	SDVGX	7.4	-40.0	02/09	17.2	12.3	14.8	4	0.41	0.58	0.48	5	5	5
EQ	Large Blend	JHancock2 US Eqty NAV	JHUMX	7.4	-34.6	02/09	15.2	10.7	12.1	4	0.47	0.66	0.58	5	5	5
EQ	Large Blend	Neub Berm Multi-Cap Opp Inst	NMULX	7.3	-44.8	02/09	19.0	14.2	17.9	4	0.37	0.49	0.39	5	5	5
EQ	Large Blend	DFA US Core Eqty 1 I	DFOFX	7.2	-47.3	02/09	20.9	15.1	17.7	4	0.33	0.46	0.39	5	3	4
EQ	Large Blend	Steward Lg Cap Enh Index Inst	SEECX	7.2	-48.6	02/09	20.9	14.9	17.5	4	0.33	0.46	0.39	5	4	3
EQ	Large Blend	Vanguard Div Appreciation ETF	VIG	6.8	-38.2	02/09	16.0	11.7	13.4	4	0.41	0.56	0.49	5	5	5
EQ	Large Blend	iShs Morningstar Lg Core Idx	JKD	6.6	-43.4	02/09	18.4	13.4	15.7	4	0.34	0.47	0.41	5	5	5
EQ	Large Blend	JHFunds2 All Cap Value 1	JICVX	6.6	-39.8	02/09	19.4	13.9	15.2	5	0.33	0.46	0.41	5	2	2
EQ	Large Blend	Goldman Sachs Rising Div Gr A	GSRAX	6.5	-34.2	02/09	14.2	10.1	12.0	4	0.44	0.62	0.52	5	5	1
EQ	Large Blend	DGHM All-Cap Value C	DGACX	6.1	-38.7	02/09	18.9	13.3	14.4	5	0.31	0.43	0.40	5	1	2
EQ	Large Blend	Glenmede Large Cap 100	GTLOX	7.6	-46.4	02/09	20.5	14.9	18.9	5	0.36	0.49	0.39	4	5	3
EQ	Large Blend	DFA US Sustainability Core 1	DFSIX	6.7	-48.5	02/09	21.3	15.5	18.2	4	0.30	0.42	0.35	4	3	4
EQ	Large Blend	DFA CSTG&E US Soc Core Eqty 2	DFCUX	6.7	-50.8	02/09	22.7	16.3	19.6	5	0.28	0.39	0.33	4	3	4
EQ	Large Blend	Strat Advisers US Opportunity	FUSOX	6.6	-46.4	02/09	19.7	14.2	17.8	4	0.32	0.45	0.36	4	3	4
EQ	Large Blend	Strat Advisers US Oppor II	FUSPX	6.6	-47.0	02/09	19.9	14.5	18.3	4	0.32	0.44	0.34	4	4	4
EQ	Large Blend	WisdomTree Tot Earnings	EXT	6.5	-45.9	02/09	19.0	13.8	17.0	4	0.33	0.45	0.37	4	4	3
EQ	Large Blend	Vanguard Str Brd Mkt InslPlus	VSBPX	6.4	-47.7	02/09	19.8	14.5	19.4	4	0.31	0.42	0.32	4	5	4
EQ	Large Blend	Johnson Eqty Income	JEQIX	6.2	-42.5	02/09	18.1	13.3	15.4	4	0.33	0.45	0.39	4	5	5
EQ	Large Blend	Vanguard Large Cap ETF	VV	6.1	-46.3	02/09	19.1	13.9	17.9	4	0.30	0.42	0.32	4	4	4
EQ	Large Blend	Epiphany FFV N	EPVNX	6.1	-42.4	02/09	18.6	13.3	15.4	4	0.31	0.44	0.38	4	3	4
EQ	Large Blend	iS Core S&P Tot US Stk Mkt E	ITOT	6.1	-46.6	02/09	19.2	14.0	18.0	4	0.30	0.41	0.32	4	4	4
EQ	Large Blend	iShs KLD 400 Social Index	DSI	6.1	-44.1	02/09	18.6	13.4	15.7	4	0.31	0.43	0.37	4	3	3
EQ	Large Blend	Amer Cent NT Eqty Grth Instl	ACLEX	6.1	-45.0	02/09	18.5	13.5	17.9	4	0.31	0.43	0.32	4	5	4
EQ	Large Blend	T. R Pr Insl US Str Rsrch	TRISX	6.1	-45.7	02/09	19.0	13.7	17.5	4	0.30	0.42	0.33	4	4	3
EQ	Large Blend	PowerShs Fund Pure Large Core	PXLC	6.0	-41.5	02/09	17.1	12.7	16.7	4	0.33	0.45	0.34	4	4	5
EQ	Large Blend	SPDR Dow Jones Large Cap	ELR	6.0	-46.1	02/09	18.9	13.7	18.0	4	0.30	0.41	0.32	4	4	4
EQ	Large Blend	Franklin Foc Core Eqty A	FCEQX	6.0	-46.5	02/09	23.5	16.8	16.0	5	0.24	0.34	0.35	4	1	1
EQ	Large Blend	Northern Enhanced Large Cap	NOLCX	5.9	-46.6	02/09	19.3	14.2	18.0	4	0.29	0.39	0.31	4	4	4
EQ	Large Blend	WisdomTree Earnings 500	EPS	5.7	-45.5	02/09	18.4	13.4	17.4	4	0.29	0.40	0.31	4	5	3
EQ	Large Blend	JPMorg US Lg Cap Core Plus A	JLCAX	5.7	-43.5	02/09	19.5	13.5	15.5	5	0.28	0.40	0.35	4	2	2
EQ	Large Blend	Lazard US Strat Eqty Instl	LZUSX	5.7	-44.8	02/09	19.2	14.1	17.1	4	0.28	0.38	0.32	4	3	4
EQ	Large Blend	Fidelity Lg Cap Core Enh Idx	FLCEX	5.7	-44.8	02/09	18.2	13.3	17.8	4	0.30	0.41	0.30	4	4	4
EQ	Large Blend	Vanguard Mega Cap ETF	MGC	5.7	-45.3	02/09	18.5	13.4	17.5	4	0.29	0.40	0.31	4	4	4
EQ	Large Blend	Schroder North Amer Eqty Inv	SNAEX	5.6	-45.5	02/09	18.8	13.7	17.4	4	0.28	0.39	0.30	4	4	4
EQ	Large Blend	iShs MSCI USA ESG Select Idx	KLD	5.5	-45.0	02/09	18.9	13.7	16.6	5	0.28	0.38	0.32	4	3	1
EQ	Large Blend	Crawford Dividend Growth I	CDGIX	4.9	-38.4	02/09	16.5	12.3	15.3	4	0.28	0.38	0.30	4	4	5
EQ	Large Blend	Vang Str Lg-Cap Eq InslPlus	VSLPX	5.9	-47.2	02/09	18.8	13.8	19.4	4	0.30	0.40	0.29	3	5	4
EQ	Large Blend	ING US Stock Index Port I	INGIX	5.6	-46.5	02/09	19.0	13.8	18.1	4	0.28	0.38	0.29	3	4	4
EQ	Large Blend	Wells Far Adv Intrinsic Val A	EIVAX	5.3	-46.8	02/09	19.7	14.0	17.3	4	0.25	0.36	0.29	3	2	2

EQ	Large Blend	Golden Large Cap Core I	GLDLX	5.2	-42.0	02/09	18.1	13.1	17.7	4	0.27	0.38	0.28	3	3	4
EQ	Large Blend	Great-West S&P 500® Idx Init	MXVIX	5.2	-46.7	02/09	18.9	13.9	18.4	4	0.26	0.35	0.27	3	4	4
EQ	Large Blend	Fidelity Series 100 Index	FOHIX	5.2	-44.3	02/09	18.0	13.1	17.0	4	0.27	0.37	0.29	3	4	4
EQ	Large Blend	Toreador Core Retail	TORLX	5.1	-45.1	02/09	20.8	15.2	17.7	5	0.23	0.32	0.27	3	2	1
EQ	Large Blend	PowerShs Dividend Achievers	PFM	5.1	-43.5	02/09	16.4	12.5	17.0	4	0.29	0.39	0.28	3	5	5
EQ	Large Blend	ING Russell Lg Cap Idx Port I	IIRLX	4.9	-45.3	02/09	18.2	13.3	17.9	4	0.26	0.35	0.26	3	4	4
EQ	Large Blend	BikRk Lg Cap Core Plus Inv A	BALPX	4.9	-37.3	02/09	19.1	13.8	15.5	5	0.24	0.34	0.30	3	2	2
EQ	Large Blend	Guggen Russell Top 50 Mega Cap	XLG	4.8	-42.3	02/09	17.1	12.4	16.3	4	0.27	0.37	0.28	3	4	3
EQ	Large Blend	Nuv Santa Barbara Div Grth A	NSBAX	4.7	-39.5	02/09	16.7	11.9	15.3	4	0.26	0.37	0.29	3	5	1
EQ	Large Blend	Virtus AlphaSector Rotation A	PWBAX	4.4	-38.6	02/09	15.7	11.6	15.3	4	0.26	0.35	0.27	3	3	4
EQ	Large Blend	CM Advisors	CMAFX	4.4	-43.5	02/09	20.1	14.5	14.4	4	0.20	0.28	0.28	3	2	2
EQ	Large Blend	Gd Sachs US Eq Div and Pre A	GSPAX	3.9	-43.4	02/09	17.3	12.7	15.6	4	0.21	0.29	0.23	3	4	1
EQ	Large Blend	Wilmington Lg-Cap Strat Instl	WMLIX	4.7	-47.4	02/09	18.9	13.9	20.0	4	0.23	0.32	0.22	2	4	4
EQ	Large Blend	Nuv Quantitative Enh Core Eq	FQCAX	4.4	-46.3	02/09	19.0	14.1	18.7	4	0.22	0.29	0.22	2	3	3
EQ	Large Blend	ING Fid VIP Contrafund Pt Adv	VPCAX	4.2	-49.9	02/09	20.6	15.0	20.2	4	0.19	0.26	0.19	2	2	2
EQ	Large Blend	American Cent Fund Eqty A	AFDAX	4.1	-44.4	02/09	18.4	13.5	18.1	4	0.21	0.28	0.21	2	3	1
EQ	Large Blend	CNI Chart Soc Rspnb Eq Insl	AHSRX	4.0	-47.1	02/09	19.9	14.7	18.6	4	0.19	0.25	0.20	2	2	4
EQ	Large Blend	CRM Lg Cap Opportunity Instl	CRIGX	3.9	-42.3	02/09	18.4	13.8	18.4	5	0.20	0.27	0.20	2	2	4
EQ	Large Blend	Colum Lg Core Quantitative A	AQEAX	3.9	-49.0	02/09	19.6	14.3	20.1	5	0.19	0.25	0.18	2	4	1
EQ	Large Blend	Hartford Capital Apprec II A	HCTAX	3.9	-48.9	02/09	22.5	16.2	20.0	5	0.16	0.22	0.18	2	1	1
EQ	Large Blend	MassMut Premier Main Street A	MSSAX	3.8	-47.8	02/09	19.6	14.2	18.9	5	0.18	0.25	0.19	2	3	1
EQ	Large Blend	Victory Inst Divr Stock	VIDSX	3.8	-45.6	02/09	20.0	14.9	18.5	5	0.18	0.24	0.19	2	1	3
EQ	Large Blend	ING Pioneer Port I	IPPIX	3.7	-45.5	02/09	19.2	14.2	18.2	5	0.18	0.24	0.19	2	2	3
EQ	Large Blend	Mainstay US Eqty Oppor A	MYCTX	3.7	-46.1	02/09	18.9	14.0	20.4	4	0.18	0.24	0.17	2	4	3
EQ	Large Blend	AdvisorOne Descartes N	CLDEX	3.7	-49.1	02/09	20.6	15.1	19.5	5	0.16	0.22	0.17	2	2	1
EQ	Large Blend	Haverford Quality Grth Stock	HAVGX	3.7	-41.4	02/09	17.5	13.2	15.5	5	0.19	0.26	0.22	2	2	2
EQ	Large Blend	JHancock2 Lifestyle Aggress 1	JILAX	3.6	-49.9	02/09	21.2	15.7	20.3	5	0.16	0.21	0.16	2	1	2
EQ	Large Blend	HighMark Tac Cap Gr Allc A	HMAAX	3.5	-44.2	02/09	19.0	13.9	16.9	4	0.17	0.23	0.19	2	1	1
EQ	Large Blend	Wells Fargo Adv Lg Cp Core A	EGOAX	3.4	-42.8	02/09	18.1	13.2	18.8	4	0.17	0.24	0.17	2	2	2
EQ	Large Blend	Delaware Large Cap Core A	DDCAX	3.4	-45.9	02/09	19.7	14.5	19.3	5	0.16	0.22	0.16	2	2	1
EQ	Large Blend	ELEMENTS SPEC Lg Cp U.S. Sect	EEH	3.4	-42.4	02/09	18.0	13.2	19.1	5	0.17	0.24	0.16	2	2	4
EQ	Large Blend	JHFunds2 Fund Value NAV	JHFLX	3.3	-51.0	02/09	20.2	14.8	20.2	4	0.15	0.21	0.15	2	2	3
EQ	Large Blend	Forward Global Dividend A	FFLAX	3.3	-42.5	02/09	17.1	12.4	17.0	4	0.18	0.24	0.18	2	2	1
EQ	Large Blend	iShs NYSE Composite Index	NYC	3.2	-49.7	02/09	20.8	15.3	20.5	5	0.14	0.19	0.14	2	2	3
EQ	Large Blend	MH Elite Fund of Funds	MHEFX	3.2	-48.4	02/09	19.8	14.7	20.7	5	0.15	0.20	0.14	2	2	3
EQ	Large Blend	Rydex S&P 500 A	RYSOX	3.2	-47.0	02/09	18.9	14.0	18.9	4	0.15	0.21	0.15	2	2	2
EQ	Large Blend	Ancora Eqty C	ANQCX	3.1	-48.9	02/09	21.8	16.1	18.4	5	0.13	0.17	0.15	2	1	2
EQ	Large Blend	JPMorgan US Dynamic Plus A	JPSAX	3.1	-46.1	02/09	18.7	13.9	19.0	4	0.15	0.20	0.15	2	2	2
EQ	Large Blend	Neiman Large Cap Value	NEIMX	3.0	-33.1	02/09	13.6	10.0	14.7	4	0.20	0.28	0.19	2	4	2
EQ	Large Blend	Inv U.S. Quantitative Core A	SCAUX	3.0	-45.5	02/09	19.4	14.2	19.0	4	0.14	0.19	0.14	2	2	2
EQ	Large Blend	Prudential Growth Alloc A	JDAAX	2.8	-46.6	02/09	19.6	14.5	18.6	5	0.13	0.17	0.14	2	1	1
EQ	Large Blend	Zacks All-Cap Core A	CZOAX	2.8	-43.2	02/09	17.4	13.1	19.1	4	0.14	0.19	0.13	2	3	1
EQ	Large Blend	BikRk Aggress Grth Prepared A	BAAPX	2.8	-46.0	02/09	19.9	14.7	18.9	5	0.13	0.17	0.13	2	1	1
EQ	Large Blend	Plumb Eqty	PLBEX	2.5	-39.9	02/09	18.4	13.5	15.0	5	0.12	0.16	0.15	2	1	1
EQ	Large Blend	PowerShs S&P 500 High Quality	SPHQ	3.3	-48.6	02/09	18.3	14.3	26.8	5	0.16	0.21	0.11	1	5	5
EQ	Large Blend	MainStay Growth Allocation A	MGXAX	2.7	-46.3	02/09	19.6	14.5	19.3	5	0.13	0.17	0.13	1	1	1
EQ	Large Blend	Wilshire Lg Cp Core Plus Insl	WLTTX	2.7	-45.9	02/09	19.0	14.4	21.2	5	0.13	0.17	0.11	1	2	3
EQ	Large Blend	Virtus Quality Lg-Cap Val A	PPTAX	2.5	-47.8	02/09	19.1	14.3	20.1	4	0.12	0.16	0.11	1	2	1
EQ	Large Blend	PL Port Optimization Aggr A	POEAX	2.4	-49.3	02/09	20.5	15.2	19.5	5	0.10	0.14	0.11	1	1	1

EQ	Large Blend	BNY Mel US Core Eqty 130/30 I	MUCIX	2.3	-47.5	02/09	19.8	14.3	19.7	5	0.10	0.14	0.11	1	1	2
EQ	Large Blend	iPh CBOE S&P 500 BuyWrite I E	BWV	2.2	-36.5	02/09	15.0	11.6	14.5	4	0.13	0.16	0.13	1	2	1
EQ	Large Blend	Thrivent Eqty Income Plus A	TEIAX	2.1	-44.2	02/09	18.2	13.5	17.7	4	0.10	0.13	0.10	1	1	1
EQ	Large Blend	PowerShs S&P 500 BuyWrite	PBP	1.8	-36.6	02/09	14.8	11.5	14.9	4	0.10	0.13	0.10	1	2	1
EQ	Large Blend	Touchstone Growth Alloc A	TGQAX	1.7	-50.5	02/09	20.5	15.4	21.5	5	0.07	0.09	0.07	1	1	1
EQ	Large Blend	Cohen & Steers Div Value A	DVFAX	1.5	-46.2	02/09	18.4	13.9	20.9	4	0.07	0.09	0.06	1	2	2
EQ	Large Blend	UBS US Defensive Eqty A	BEAAX	1.4	-51.6	02/09	22.6	16.8	20.9	5	0.05	0.07	0.06	1	1	1
EQ	Large Blend	Giant 5 Tot Index System Inv	INDEX	1.3	-50.1	02/09	21.5	16.1	21.0	5	0.05	0.06	0.05	1	1	1
EQ	Large Blend	Am Cent Legacy Foc Lg Cp Insl	ACFSX	0.7	-51.3	02/09	18.2	13.5	28.1	5	0.02	0.03	0.01	1	4	3
EQ	Large Blend	FundX ETF Upgrader	REMI	0.6	-50.2	02/09	19.5	15.0	24.7	5	0.02	0.02	0.01	1	1	2
EQ	Large Blend	AlliBern Wealth Apprec St A	AWAAX	-0.1	-52.0	02/09	22.2	16.6	23.3	5	-0.02	-0.02	-0.01	1	1	1
EQ	Large Blend	CAMCO Investors	CAMCX	-0.1	-49.7	02/09	19.6	15.4	25.1	5	-0.02	-0.03	-0.02	1	1	2
EQ	Large Blend	AlliBern Tx-Mgd Wlth Appr St	ATWAX	-0.5	-50.8	02/09	21.2	15.9	24.0	5	-0.04	-0.05	-0.03	1	1	1
EQ	Large Blend	Fallen Angels Value	FAVLX	-1.8	-39.1	02/09	15.9	12.6	22.8	5	-0.13	-0.17	-0.09	1	1	1
EQ	Large Blend	Fidelity Adv 130/30 Lg Cap A	FOATX	-3.3	-51.2	02/09	20.3	16.2	34.7	5	-0.18	-0.22	-0.10	1	1	3
EQ	Large Blend	Dir Mthly S&P 500 Bull 2X Inv	DXSLX	-4.1	-85.6	02/09	44.0	34.3	56.8	5	-0.10	-0.13	-0.08	1	3	3
EQ	Large Blend	Alpine Dynamic Dividend Inst	ADVDX	-4.6	-53.4	02/09	21.7	17.3	33.2	5	-0.23	-0.28	-0.15	1	1	1
EQ	Large Growth	Monetta Young Investor	MYIFX	13.7	-35.4	02/09	18.3	11.2	10.5	4	0.73	1.21	1.28	5	5	5
EQ	Large Growth	Marsico Flexible Capital	MFCFX	13.7	-43.9	02/09	19.4	12.5	14.8	4	0.69	1.07	0.91	5	5	5
EQ	Large Growth	Parnassus Workplace	PARWX	12.2	-41.2	02/09	22.5	14.2	12.7	5	0.53	0.84	0.94	5	3	5
EQ	Large Growth	Touchstone Sands Cap Inst Gr	CISGX	12.2	-48.9	02/09	23.0	15.8	17.7	5	0.52	0.75	0.67	5	5	2
EQ	Large Growth	First Trust US IPO Index	FPX	11.5	-50.6	02/09	22.6	15.8	20.7	5	0.50	0.71	0.54	5	5	5
EQ	Large Growth	ING Large Cap Growth Port S	IEOSX	11.5	-33.9	02/09	19.2	13.0	11.2	5	0.58	0.86	1.00	5	5	4
EQ	Large Growth	Guggen S&P 500 Pure Growth	RPG	10.7	-46.6	02/09	22.0	15.1	16.6	5	0.47	0.69	0.63	5	5	5
EQ	Large Growth	VALIC Company I Lg Cap Core	VLCCX	9.7	-39.7	02/09	19.6	13.2	13.1	5	0.48	0.71	0.72	5	3	5
EQ	Large Growth	Fst Tr NASDAQ-100 Equal Wt I	QQEW	9.1	-47.9	02/09	23.2	16.1	17.6	5	0.38	0.55	0.50	5	3	3
EQ	Large Growth	PRIMECAP Odyssey Growth	POGRX	9.1	-42.2	02/09	20.7	14.1	14.8	5	0.42	0.62	0.60	5	3	5
EQ	Large Growth	Fst Tr NAS-100 ex-Tech Sec I	QQXT	8.9	-47.1	02/09	22.0	15.7	17.2	4	0.39	0.55	0.50	5	5	5
EQ	Large Growth	Rydex S&P 500 Pure Growth C	RYGRX	8.5	-47.1	02/09	21.8	15.2	17.2	5	0.38	0.54	0.48	5	4	4
EQ	Large Growth	Fid Nasdaq Comp Idx Tracking	ONEQ	8.5	-44.9	02/09	21.3	14.9	16.0	5	0.38	0.55	0.51	5	4	3
EQ	Large Growth	Fidelity Nasdaq Composite Idx	FNCMX	8.4	-45.0	02/09	21.3	14.9	16.1	5	0.38	0.55	0.51	5	4	3
EQ	Large Growth	Vanguard PRIMECAP Core Inv	VPCCX	8.4	-40.8	02/09	18.9	13.1	14.3	4	0.43	0.62	0.57	5	4	5
EQ	Large Growth	SunAmerica Foc Alpha Growth A	FOCAX	8.2	-43.9	02/09	20.8	14.1	17.1	5	0.38	0.56	0.46	5	4	1
EQ	Large Growth	Federated Kaufmann Lg Cap A	KLCA	7.9	-47.1	02/09	22.7	15.6	16.1	5	0.33	0.49	0.47	5	3	2
EQ	Large Growth	Brown Advy Flexible Val Inv	BIAFX	7.9	-44.4	02/09	18.8	13.6	16.0	4	0.40	0.56	0.47	5	5	5
EQ	Large Growth	ETF Market Opportunity	ETFOX	7.3	-36.0	02/09	18.3	12.9	12.1	4	0.39	0.55	0.58	5	3	3
EQ	Large Growth	BlackRock Lg Cap Grth Ret K	MKLHX	7.2	-40.5	02/09	20.3	14.5	15.4	5	0.34	0.48	0.45	5	2	3
EQ	Large Growth	Lateef A	LIMAX	6.4	-37.3	02/09	18.2	12.1	13.1	5	0.34	0.51	0.47	5	4	2
EQ	Large Growth	Glenmede Large Cap Growth	GTLLX	7.8	-46.4	02/09	21.0	15.0	18.6	5	0.36	0.50	0.40	4	5	4
EQ	Large Growth	Dela Pooled Lg-Cap Grth Eqty	DPLGX	7.7	-46.2	02/09	19.3	13.9	18.6	5	0.38	0.53	0.40	4	5	4
EQ	Large Growth	Fidelity Lg Cap Grth Enh Idx	FLGEX	7.4	-43.1	02/09	18.6	13.3	16.4	4	0.38	0.53	0.43	4	5	4
EQ	Large Growth	Vang Mega Cap 300 Gr Idx ETF	MGK	7.3	-43.1	02/09	18.6	13.3	16.5	4	0.38	0.53	0.43	4	5	4
EQ	Large Growth	T. R Pr Insl Lg Cap Core Gr	TPLGX	7.2	-45.3	02/09	20.5	14.7	17.8	5	0.34	0.47	0.39	4	5	3
EQ	Large Growth	Nuveen Symphony Lg-Cap Grth A	NCGAX	7.1	-44.3	02/09	19.3	13.7	17.1	5	0.35	0.50	0.40	4	5	1
EQ	Large Growth	JHFunds2 Blue Chip Growth 1	JIBCX	7.0	-45.2	02/09	20.5	14.7	17.8	5	0.33	0.46	0.38	4	5	3
EQ	Large Growth	TIAA-CREF Enh Lg Cp Gr I Ins	TLIIX	7.0	-44.1	02/09	19.0	13.8	17.1	5	0.35	0.49	0.39	4	5	3
EQ	Large Growth	Transamerica Growth I2	TJNIX	6.8	-39.8	02/09	18.7	13.2	15.0	5	0.35	0.49	0.43	4	3	2
EQ	Large Growth	TCW Growth I	TGGIX	6.8	-48.5	02/09	22.0	15.7	19.3	5	0.30	0.41	0.34	4	2	2
EQ	Large Growth	JPMorgan Dyn Growth Select	JDGSX	6.7	-46.0	02/09	21.0	14.9	19.1	5	0.31	0.43	0.34	4	4	2

EQ	Large Growth	JHFunds2 Capital App 1	JICPX	6.7	-39.8	02/09	18.7	13.2	15.1	5	0.34	0.49	0.42	4	3	2
EQ	Large Growth	Invesco Disciplined Eq Y	AWEIX	6.6	-43.9	02/09	18.5	13.3	16.2	4	0.34	0.47	0.39	4	5	5
EQ	Large Growth	Vanguard Diversified Eqy Inv	VDEQX	6.5	-46.8	02/09	20.5	14.7	18.2	5	0.30	0.42	0.34	4	3	5
EQ	Large Growth	Gd Sachs Flexible Cap Grth A	GALLX	6.3	-45.5	02/09	20.9	14.6	16.6	5	0.29	0.41	0.36	4	2	2
EQ	Large Growth	American Cent NT Growth Inst	ACLTX	6.2	-43.1	02/09	18.8	13.5	16.6	5	0.31	0.44	0.36	4	4	3
EQ	Large Growth	Boston Trust Eqty	BTEFX	6.1	-40.1	02/09	17.2	12.3	14.7	4	0.34	0.47	0.39	4	4	4
EQ	Large Growth	Piedmont Select Eqty	PSVFX	5.9	-37.1	02/09	16.3	11.7	15.5	5	0.34	0.48	0.36	4	4	3
EQ	Large Growth	Invesco American Franchise A	VAFAQ	5.4	-36.9	02/09	18.9	13.2	12.5	5	0.27	0.39	0.41	4	1	1
EQ	Large Growth	iShs Morningstar Lg Grth Idx	JKE	6.3	-45.6	02/09	19.8	14.2	18.5	5	0.30	0.42	0.33	3	4	3
EQ	Large Growth	Fidelity Series Brd Mkt Opps	FBMAX	6.3	-48.7	02/09	21.7	15.5	18.7	5	0.28	0.39	0.32	3	2	5
EQ	Large Growth	Amer Cent Disciplined Grth A	ADCVX	6.3	-45.7	02/09	19.4	13.9	18.3	5	0.31	0.43	0.33	3	4	2
EQ	Large Growth	Geneva Advs All Cap Grth Insl	GNVIX	6.1	-45.6	02/09	20.6	14.7	20.1	5	0.28	0.40	0.29	3	3	1
EQ	Large Growth	VALIC Company I Growth	VCULX	6.1	-45.0	02/09	19.2	13.8	17.9	5	0.30	0.42	0.33	3	4	3
EQ	Large Growth	TIAA-CREF Large-Cap Grth Inst	TILGX	5.8	-45.8	02/09	19.7	14.2	18.9	5	0.28	0.39	0.29	3	4	4
EQ	Large Growth	Schwab Large-Cap Growth	SWLSX	5.8	-41.6	02/09	18.3	13.4	17.1	5	0.30	0.42	0.32	3	3	4
EQ	Large Growth	PowerShs Dyn Large Cap Growth	PWB	5.8	-46.3	02/09	19.5	14.4	20.1	4	0.28	0.38	0.27	3	5	5
EQ	Large Growth	SunAmerica Foc Alpha Lg-Cap A	SFLAX	5.5	-43.1	02/09	20.2	14.3	18.7	5	0.26	0.37	0.28	3	2	2
EQ	Large Growth	Pioneer Disciplined Growth A	SRSGX	5.5	-42.9	02/09	18.8	13.3	16.5	5	0.28	0.39	0.32	3	3	2
EQ	Large Growth	Praxis Growth Index A	MGNDX	5.4	-42.9	02/09	18.2	13.2	16.7	4	0.28	0.39	0.31	3	4	3
EQ	Large Growth	Northern Multi-Mgr Lg Cap	NMMLX	5.4	-43.3	02/09	18.5	13.3	16.9	5	0.27	0.38	0.30	3	3	3
EQ	Large Growth	American Cent Foc Growth Inv	AFSIX	5.3	-42.8	02/09	18.7	13.3	17.0	5	0.27	0.38	0.29	3	3	3
EQ	Large Growth	RidgeWorth Aggr Grth Stock A	SAGAX	5.2	-48.2	02/09	25.4	18.1	19.4	5	0.19	0.27	0.25	3	1	1
EQ	Large Growth	Nuveen Symphony Opt Alpha A	NOPAX	5.1	-40.2	02/09	16.3	11.7	16.1	4	0.29	0.41	0.30	3	5	4
EQ	Large Growth	Tributary Lg Cap Grth Instl	FOLCX	4.9	-41.1	02/09	19.5	14.0	14.1	5	0.24	0.33	0.33	3	1	2
EQ	Large Growth	Neub Berm Select Equities A	NBEAX	4.7	-33.3	02/09	13.8	9.7	14.4	4	0.32	0.46	0.31	3	3	5
EQ	Large Growth	Sterling Cap Sp Opps Eq A	BOPAX	4.6	-40.5	02/09	19.5	14.5	16.2	5	0.22	0.30	0.26	3	1	2
EQ	Large Growth	Dir Mn NASDAQ-100 Bull 2X Inv	DXQLX	6.7	-84.4	02/09	49.5	35.5	44.7	5	0.13	0.18	0.14	2	5	1
EQ	Large Growth	Lit Greg Mstrs Foc Opp Instl	MSFOX	5.5	-57.0	02/09	23.0	16.0	22.3	5	0.23	0.33	0.23	2	5	5
EQ	Large Growth	Edgewood Growth Instl	EGFIX	5.3	-45.4	02/09	20.8	15.3	20.9	5	0.24	0.33	0.24	2	5	4
EQ	Large Growth	First Tr Lg Cap Gr Opp AlpDEX	FTC	5.1	-46.5	02/09	19.8	14.9	20.0	5	0.24	0.33	0.24	2	3	4
EQ	Large Growth	JHVIT Fd All Cp Core Tr Ser I	JEQAX	4.9	-51.6	02/09	21.5	16.2	22.5	5	0.22	0.29	0.21	2	4	5
EQ	Large Growth	HSBC Growth A	HOTAX	4.5	-44.1	02/09	20.2	14.5	18.1	5	0.21	0.29	0.24	2	2	1
EQ	Large Growth	Colum Lg Grth Quantitative A	RDLAX	4.4	-46.4	02/09	19.9	14.4	18.4	5	0.21	0.29	0.22	2	2	1
EQ	Large Growth	Fidelity Adv New Insights A	FNIAA	4.3	-43.4	02/09	17.0	12.3	17.8	4	0.23	0.32	0.22	2	4	2
EQ	Large Growth	Bridgeway Large-Cap Growth	BRLGX	4.2	-48.6	02/09	20.2	15.1	22.5	5	0.19	0.26	0.17	2	3	5
EQ	Large Growth	MainStay Cornerstone Growth A	KLGA	4.1	-47.5	02/09	22.6	15.9	19.2	5	0.17	0.24	0.20	2	2	1
EQ	Large Growth	Optimum Large Cap Growth A	OALGX	4.1	-47.2	02/09	20.3	14.7	19.2	5	0.19	0.26	0.20	2	2	1
EQ	Large Growth	Am Cent One Cho Vry Agrsvlnv	AOVIX	4.0	-47.3	02/09	19.4	14.3	19.9	5	0.19	0.26	0.19	2	3	4
EQ	Large Growth	Baron Fifth Avenue Grth Rtl	BFTHX	4.0	-45.9	02/09	21.0	14.6	17.5	5	0.18	0.25	0.21	2	2	2
EQ	Large Growth	Rock Oak Core Growth	RCKSX	3.9	-50.4	02/09	23.1	16.6	21.4	5	0.16	0.22	0.17	2	1	1
EQ	Large Growth	VALIC Co I Lg Capital Grth	VLCGX	3.8	-42.9	02/09	18.9	13.9	17.8	5	0.18	0.25	0.20	2	1	2
EQ	Large Growth	Lord Abbett Divr Eqty Strat A	LDSAX	3.7	-44.4	02/09	20.7	14.8	16.9	5	0.17	0.23	0.20	2	1	2
EQ	Large Growth	Jordan Opportunity	JORDX	3.5	-51.8	02/09	22.8	15.6	21.4	5	0.14	0.21	0.15	2	1	3
EQ	Large Growth	FDP S Marsico Grth FDP Inv A	MDDDX	3.4	-46.5	02/09	20.1	14.2	19.1	5	0.16	0.22	0.16	2	2	1
EQ	Large Growth	Fkln Temp Corefolio Allc A	FTCOX	3.2	-45.8	02/09	19.7	14.4	17.8	5	0.15	0.20	0.16	2	1	2
EQ	Large Growth	Smith Group Lg Cap Core Gr I	BSLGX	3.0	-45.3	02/09	19.5	14.7	24.1	5	0.14	0.18	0.11	1	4	3
EQ	Large Growth	Meeder Strategic Growth	FLFGX	2.9	-51.2	02/09	22.2	16.8	21.4	5	0.12	0.16	0.12	1	1	4
EQ	Large Growth	Thrivent Aggressive Alloc A	TAAAX	2.8	-45.8	02/09	19.5	14.3	18.2	5	0.13	0.18	0.14	1	1	2
EQ	Large Growth	Victory Large Cap Growth A	VFGAX	2.8	-47.8	02/09	20.0	14.5	21.0	5	0.13	0.17	0.12	1	2	1

EQ	Large Growth	Nuveen Growth A	NSAGX	2.8	-42.4	02/09	18.2	13.6	18.1	5	0.14	0.18	0.14	1	2	1
EQ	Large Growth	Federated MDT Lg Cap Grth A	QALGX	2.7	-48.7	02/09	20.1	15.1	23.0	5	0.12	0.16	0.11	1	2	2
EQ	Large Growth	Calamos Focus Growth A	CBCAX	2.4	-44.9	02/09	19.4	14.2	17.0	5	0.11	0.15	0.12	1	1	1
EQ	Large Growth	Amer Cent Legacy Lg Cap Instl	ACGHX	2.4	-50.2	02/09	18.3	13.9	25.9	5	0.11	0.15	0.08	1	5	4
EQ	Large Growth	MassMut Premier Cap Apprec A	MACAX	1.9	-50.7	02/09	21.1	15.9	23.2	5	0.08	0.10	0.07	1	1	2
EQ	Large Growth	Pacific Financial Core Eqty I	PFQGX	1.7	-48.7	02/09	19.7	15.4	22.7	5	0.07	0.09	0.06	1	1	5
EQ	Large Growth	Driehaus Large Cap Growth	DRLGX	1.6	-49.2	02/09	19.7	14.8	25.4	5	0.07	0.09	0.05	1	4	2
EQ	Large Growth	Ivy Dividend Oppor A	IVDAX	1.3	-44.7	02/09	19.3	14.3	19.8	5	0.05	0.07	0.05	1	1	2
EQ	Large Growth	Gr-West Janus Lg Cp Grth Init	MXLGX	1.2	-52.9	02/09	22.6	16.9	26.1	5	0.04	0.06	0.04	1	1	3
EQ	Large Growth	Waddell & Reed Div Opps A	WDVAX	0.9	-45.2	02/09	19.4	14.5	20.7	5	0.03	0.05	0.03	1	1	2
EQ	Large Growth	Leeb Focus	LCMFX	-0.2	-45.1	02/09	18.4	14.2	22.1	5	-0.02	-0.03	-0.02	1	1	2
EQ	Large Growth	FundX ETF Aggressive Upgrader	UNBOX	-0.2	-48.5	02/09	20.4	15.6	26.6	5	-0.03	-0.03	-0.02	1	1	4
EQ	Large Growth	Biondo Growth Inv	BIONX	-1.2	-48.0	02/09	21.4	16.5	22.7	5	-0.07	-0.09	-0.06	1	1	1
EQ	Large Growth	Dunham Large Cap Growth C	DCLGX	-1.2	-49.7	02/09	17.7	14.1	30.8	5	-0.08	-0.11	-0.05	1	3	5
EQ	Large Value	SPDR S&P Dividend	SDY	9.1	-40.4	02/09	19.0	13.3	11.7	4	0.46	0.66	0.75	5	5	5
EQ	Large Value	Fst Tr Lg Cap Val Opp AlpDEX	FTA	9.1	-50.9	02/09	23.9	16.1	16.7	5	0.37	0.55	0.53	5	4	3
EQ	Large Value	Guggenheim Defensive Eqty	DEF	8.9	-38.7	02/09	15.3	11.6	14.5	4	0.56	0.74	0.60	5	5	5
EQ	Large Value	First Trust Val Line Div Idx	FVD	8.8	-39.4	02/09	16.3	11.8	12.7	4	0.52	0.72	0.67	5	5	5
EQ	Large Value	PowerShs Dyn Large Cap Value	PWV	8.5	-38.7	02/09	17.3	12.4	13.5	4	0.47	0.66	0.61	5	4	5
EQ	Large Value	Neub Berm Eqty Income Inst	NBHIX	8.3	-36.5	02/09	14.3	10.7	12.6	4	0.56	0.75	0.63	5	5	5
EQ	Large Value	WisdomTree Div ex-Financials	DTN	8.2	-51.0	02/09	20.2	14.9	17.7	4	0.39	0.53	0.45	5	5	5
EQ	Large Value	Schwab Fdmtl US Lg Co Idx	SFLNX	8.2	-49.8	02/09	22.4	15.4	16.7	4	0.35	0.52	0.48	5	3	4
EQ	Large Value	Guggenheim Multi-Asset Income	CVY	8.1	-54.1	02/09	22.8	16.0	18.1	4	0.34	0.49	0.43	5	5	4
EQ	Large Value	PowerShs FTSE RAFI US 1000	PRF	8.1	-50.1	02/09	22.6	15.5	16.8	4	0.34	0.50	0.46	5	3	4
EQ	Large Value	Symons Value Institutional	SAVIX	8.0	-27.6	02/09	14.5	10.1	8.5	4	0.53	0.76	0.91	5	5	5
EQ	Large Value	First Tr Mstar Div Ldrs Idx	FDL	7.4	-50.1	02/09	20.7	15.7	16.7	4	0.34	0.45	0.43	5	5	5
EQ	Large Value	JPMorgan Value Advantage A	JVAAX	7.2	-48.3	02/09	20.7	15.0	17.3	4	0.33	0.46	0.40	5	3	3
EQ	Large Value	ING Large Cap Value A	IEDAX	6.9	-40.0	02/09	17.5	12.2	13.6	4	0.38	0.54	0.49	5	3	1
EQ	Large Value	Neub Berm Value Instl	NLRLX	6.9	-39.1	02/09	16.8	12.1	15.0	4	0.39	0.54	0.44	5	3	4
EQ	Large Value	ASTON/Riv Rd Div All Cp Val N	ARDEX	6.8	-39.6	02/09	15.0	10.8	14.9	4	0.43	0.60	0.44	5	5	5
EQ	Large Value	VALIC Co I Broad Cap Val Inc	VBCVX	6.5	-43.9	02/09	19.4	14.1	16.3	4	0.32	0.44	0.38	5	3	3
EQ	Large Value	Sterling Capital Eqty Inc A	BAEIX	6.2	-38.4	02/09	14.7	10.3	13.7	4	0.41	0.58	0.43	5	5	2
EQ	Large Value	Bread & Butter	BABFX	5.9	-37.4	02/09	16.2	11.3	11.5	4	0.35	0.50	0.49	5	2	2
EQ	Large Value	Mount Lucas US Foc Eq I	BMLEX	6.9	-53.8	02/09	25.6	17.5	20.9	5	0.26	0.38	0.32	4	2	2
EQ	Large Value	Amer Beac Bridgeway Lg Cp Val	BRLVX	6.9	-45.3	02/09	18.6	13.5	18.0	4	0.35	0.49	0.37	4	4	5
EQ	Large Value	First Trust Strat Value Index	FDV	6.7	-45.9	02/09	21.8	15.2	17.3	5	0.29	0.42	0.37	4	2	1
EQ	Large Value	RevenueShs Large Cap	RWL	6.5	-48.8	02/09	20.7	14.8	18.6	4	0.30	0.42	0.33	4	3	5
EQ	Large Value	Vanguard Hi Div Yld Indx ETF	VYM	6.4	-46.4	02/09	18.5	13.6	16.6	4	0.33	0.45	0.37	4	5	5
EQ	Large Value	Meridian Eqty Income	MEIFX	6.2	-45.5	02/09	19.4	14.2	17.0	4	0.31	0.42	0.35	4	4	4
EQ	Large Value	WisdomTree Tot Dividend	DTD	6.0	-48.2	02/09	18.8	14.0	18.1	4	0.31	0.41	0.32	4	5	5
EQ	Large Value	Schwab Dividend Eqty	SWDSX	5.9	-40.5	02/09	16.8	12.3	15.9	4	0.33	0.46	0.35	4	4	4
EQ	Large Value	Becker Value Eqty Retail	BVEFX	5.9	-43.2	02/09	18.5	13.5	16.2	4	0.30	0.41	0.34	4	3	3
EQ	Large Value	Snow Capital Opportunity A	SNOAX	5.8	-54.1	02/09	28.1	18.9	18.2	5	0.20	0.29	0.30	4	1	2
EQ	Large Value	Hartford Eqty Income A	HQIAX	5.8	-41.4	02/09	16.7	11.9	14.5	4	0.33	0.46	0.38	4	4	2
EQ	Large Value	LSV Conservative Core Eqty	LSVPX	5.5	-46.7	02/09	19.9	14.6	17.7	4	0.26	0.36	0.29	4	3	3
EQ	Large Value	JHFunds2 Eqty-Income 1	JIEMX	5.5	-48.3	02/09	20.4	14.8	17.6	4	0.25	0.35	0.29	4	3	4
EQ	Large Value	Advance Cap I Core Eqty Inst	ADCNX	5.4	-45.1	02/09	19.5	14.4	17.5	5	0.26	0.36	0.29	4	2	2
EQ	Large Value	Dreyfus Eqty Income A	DQIAX	5.4	-41.3	02/09	17.1	12.5	15.9	4	0.30	0.41	0.32	4	4	2
EQ	Large Value	ING Value Choice A	PAVAX	4.8	-42.0	11/08	21.6	15.8	15.0	5	0.21	0.28	0.30	4	1	1

EQ	Large Value	Cambiar Aggressive Value Inv	CAMAX	6.9	-58.1	02/09	32.8	22.3	27.9	5	0.20	0.30	0.24	3	1	1
EQ	Large Value	ELEMENTS DJ Hi Yld Sel 10 ETN	DOD	6.0	-57.0	02/09	22.0	16.3	23.0	5	0.26	0.35	0.25	3	5	4
EQ	Large Value	Huber Capital Eqty Income Inv	HULIX	5.8	-62.0	02/09	25.7	18.5	24.4	5	0.22	0.30	0.23	3	4	4
EQ	Large Value	WisdomTree Eqty Income	DHS	5.7	-56.1	02/09	22.2	17.0	21.7	4	0.25	0.32	0.25	3	5	5
EQ	Large Value	Artisan Value Fund Inv Shares	ARTLX	5.7	-49.1	02/09	21.5	16.0	18.9	5	0.25	0.34	0.29	3	4	2
EQ	Large Value	ING Large Cap Value Port I	IPEIX	5.5	-44.2	02/09	17.2	12.9	18.6	4	0.31	0.41	0.28	3	4	3
EQ	Large Value	WisdomTree LargeCap Dividend	DLN	5.4	-48.1	02/09	18.2	13.6	18.7	4	0.28	0.38	0.27	3	5	5
EQ	Large Value	JHFunds2 All Cap Core NAV	JHBHX	5.3	-48.2	02/09	20.6	15.3	20.1	4	0.24	0.33	0.25	3	3	3
EQ	Large Value	Bishop Street Div Value I	BSLIX	5.0	-49.8	02/09	19.2	14.4	20.6	4	0.24	0.33	0.23	3	4	4
EQ	Large Value	HighMark Eqty Income A	NJPAX	4.9	-46.9	02/09	18.3	13.5	18.5	4	0.25	0.34	0.25	3	4	2
EQ	Large Value	Lazard US Eqty Con Insl	LEVIX	4.9	-47.6	02/09	20.5	15.1	18.4	5	0.22	0.31	0.25	3	2	3
EQ	Large Value	Cullen High Div Eqty Retail	CHDEX	4.9	-40.8	02/09	15.1	11.4	16.3	4	0.30	0.40	0.28	3	5	5
EQ	Large Value	Invesco Value FDP Inv A	MDVVX	4.9	-46.5	02/09	20.6	15.1	16.6	4	0.22	0.30	0.28	3	2	2
EQ	Large Value	Diamond Hill Select A	DHTAX	4.7	-45.0	02/09	19.3	13.8	15.9	5	0.23	0.32	0.28	3	2	1
EQ	Large Value	BlackRock Lg Cap Core Ret K	MKLRX	4.7	-42.8	02/09	19.9	14.7	17.8	5	0.22	0.30	0.25	3	2	2
EQ	Large Value	Fidelity Lg Cap Val Enh Index	FLVEX	4.6	-47.5	02/09	19.1	14.2	19.9	4	0.23	0.30	0.22	3	3	5
EQ	Large Value	ING Franklin Mut Shs Port I	IFMIX	4.2	-43.9	02/09	17.6	13.3	17.4	4	0.22	0.29	0.22	3	3	4
EQ	Large Value	JHVIT Mutual Shs Tr Ser NAV	JMSAX	4.1	-44.2	02/09	17.7	13.4	17.4	4	0.21	0.28	0.22	3	3	4
EQ	Large Value	Federated Strat Value Div A	SVAAX	3.9	-37.9	02/09	14.3	10.8	15.5	4	0.25	0.33	0.23	3	5	5
EQ	Large Value	AI Frank Dividend Value Inv	VALDX	4.5	-48.2	02/09	20.9	15.3	20.2	5	0.20	0.27	0.21	2	2	2
EQ	Large Value	WisdomTree LargeCap Value	EZY	4.4	-50.9	02/09	21.2	15.4	20.7	4	0.19	0.27	0.20	2	3	4
EQ	Large Value	LSV Conservative Value Eqty	LSVVX	4.2	-49.7	02/09	20.8	15.4	20.0	5	0.19	0.26	0.20	2	2	4
EQ	Large Value	TIAA-CREF Enh Lg Cp Val I Ins	TEVIX	4.2	-48.8	02/09	20.1	15.0	19.6	4	0.20	0.26	0.20	2	3	3
EQ	Large Value	Fid Adv Strat Div & Inc A	FASDX	4.2	-51.2	02/09	19.8	14.8	19.9	4	0.20	0.26	0.20	2	4	4
EQ	Large Value	Stock Dividend	SDIVX	4.1	-52.1	02/09	20.9	15.7	21.3	4	0.18	0.25	0.18	2	5	3
EQ	Large Value	INTECH U.S. Value A	JRSAX	4.1	-47.6	02/09	19.9	14.9	18.5	4	0.19	0.26	0.21	2	3	3
EQ	Large Value	Ariel Focus Investor	ARFFX	4.1	-48.5	02/09	22.3	16.2	18.1	5	0.17	0.23	0.21	2	2	1
EQ	Large Value	iShs NYSE 100 Index	NY	4.0	-44.5	02/09	17.6	13.0	18.5	4	0.21	0.29	0.20	2	3	4
EQ	Large Value	Vang Mega Cap 300 Val Idx ETF	MGV	3.9	-48.1	02/09	19.1	14.1	19.4	4	0.19	0.26	0.19	2	3	4
EQ	Large Value	Amer Cent NT Lg Company Val I	ACLLX	3.8	-48.6	02/09	19.6	14.5	20.0	4	0.18	0.24	0.18	2	3	4
EQ	Large Value	ING Fid VIP Eqty-Inc Port Adv	VPEAX	3.8	-53.2	02/09	21.6	15.9	22.1	4	0.16	0.22	0.16	2	3	5
EQ	Large Value	Pioneer Disciplined Value A	SERSX	3.6	-42.5	02/09	17.9	13.0	16.6	5	0.18	0.25	0.20	2	2	1
EQ	Large Value	Hotchkis and Wiley Divr Val A	HWCAx	3.5	-56.5	02/09	24.5	17.5	21.8	5	0.13	0.19	0.15	2	2	1
EQ	Large Value	Westwood LargeCap Value Inst	WHGLX	3.5	-43.8	02/09	18.5	13.5	19.7	4	0.17	0.24	0.16	2	2	2
EQ	Large Value	Optimum Large Cap Value A	OALVX	3.4	-47.1	02/09	19.8	14.6	18.3	5	0.16	0.22	0.17	2	2	1
EQ	Large Value	FCI Value Eqty	FCIEX	3.2	-42.6	02/09	17.8	12.8	19.0	5	0.16	0.23	0.15	2	3	1
EQ	Large Value	Principal Lg Cap Val I Inst	PVPIX	3.1	-50.5	02/09	20.9	15.5	21.5	4	0.14	0.18	0.13	2	2	3
EQ	Large Value	BlackRock Lg Cap Val Ret K	MKLVX	2.9	-44.9	02/09	20.3	15.3	20.4	5	0.13	0.17	0.13	2	2	2
EQ	Large Value	Rydex Dow 2x Strategy C	RYCYX	2.9	-73.7	02/09	35.2	26.1	38.1	5	0.07	0.10	0.07	1	3	2
EQ	Large Value	iShs Morningstar Lg Val Index	JKF	2.7	-47.9	02/09	18.3	13.5	21.9	4	0.13	0.18	0.11	1	3	4
EQ	Large Value	Dunham Large Cap Value C	DCLVX	2.3	-49.4	02/09	19.8	14.8	21.1	4	0.10	0.13	0.09	1	2	2
EQ	Large Value	MassMutual Select Divr Val A	MDDAX	1.9	-51.5	02/09	20.9	15.8	22.7	5	0.08	0.10	0.07	1	2	2
EQ	Large Value	Touchstone Pre Yield Eqty A	TPYAX	1.8	-48.2	02/09	17.1	13.3	22.9	5	0.09	0.12	0.07	1	5	1
EQ	Large Value	Nuveen NWQ Large-Cap Value A	NQCAX	1.1	-46.8	02/09	21.2	15.4	19.0	5	0.04	0.05	0.04	1	1	1
EQ	Large Value	Fidelity Blue Chip Value	FBCVX	0.2	-54.5	02/09	22.6	17.1	26.3	5	0.00	-0.01	0.00	1	1	2
EQ	Large Value	Fidelity Adv Val Leaders A	FVLAX	-1.3	-54.8	02/09	22.6	17.2	26.9	5	-0.07	-0.09	-0.06	1	1	1
EQ	Latin Amer St	iShs MSCI Chile Cap Inv Mkt	ECH	5.9	-42.3	11/08	26.5	18.7	17.6	5	0.21	0.30	0.32	5	4	3
EQ	Latin Amer St	SPDR S&P Emerging Lat Am	GML	0.5	-60.8	02/09	31.2	22.6	26.1	5	0.01	0.01	0.01	3	2	3
EQ	Latin Amer St	JPMorgan Latin America A	JLTAX	0.3	-66.8	02/09	32.8	23.8	29.7	5	0.00	0.00	0.00	3	3	2

EQ	Latin Amer St	ProFunds UltLatin America Inv	UBPIX	-19.0	-91.6	02/09	63.7	46.4	72.5	5	-0.30	-0.41	-0.27	1	1	2
EQ	Latin Amer St	Dir Mthly Lat Am Bull 2X Inv	DXZLX	-21.1	-91.7	02/09	63.1	47.1	73.1	5	-0.34	-0.45	-0.29	1	1	2
EQ	Long/Short Eq	MainStay Marketfield I	MFLDX	9.6	-24.2	02/09	12.7	8.1	7.0	3	0.73	1.15	1.34	5	5	5
EQ	Long/Short Eq	Wasatch Long/Short Investor	FMLSX	6.8	-26.6	02/09	14.5	10.0	9.3	4	0.45	0.66	0.70	4	4	4
EQ	Long/Short Eq	Burnham Finan Industries A	BURFX	6.5	-29.7	09/11	18.6	12.7	11.8	5	0.33	0.49	0.52	4	2	4
EQ	Long/Short Eq	Guggen Alpha Opportunity A	SAOAX	6.3	-48.1	02/09	23.5	16.1	19.9	5	0.26	0.37	0.30	3	4	3
EQ	Long/Short Eq	Glenmede Tot Market	GTTMX	4.8	-45.9	02/09	20.0	14.6	19.5	5	0.22	0.31	0.23	3	4	3
EQ	Long/Short Eq	ASTON/Anchor Cap Enh Eqty N	AMBEX	3.7	-37.7	02/09	15.1	10.8	11.5	4	0.23	0.32	0.29	3	4	2
EQ	Long/Short Eq	Quaker Event Arbitrage A	QEAXX	2.4	-20.3	02/09	8.9	5.9	6.7	4	0.24	0.35	0.31	3	1	2
EQ	Long/Short Eq	Highland Long/Short Eqty A	HEOAX	2.1	-14.7	12/08	7.7	5.6	5.6	3	0.24	0.33	0.33	3	2	1
EQ	Long/Short Eq	Glenmede Long/Short	GTAPX	1.4	-18.7	02/09	7.6	5.6	9.0	3	0.15	0.20	0.13	2	5	4
EQ	Long/Short Eq	EV Risk-Mgd Eqty Option A	EROAX	1.1	-11.7	04/09	6.2	4.5	5.1	3	0.12	0.17	0.15	2	2	4
EQ	Long/Short Eq	FundX Tactical Upgrader	TACTX	-3.8	-42.1	02/09	13.1	11.6	30.0	5	-0.32	-0.36	-0.14	2	5	2
EQ	Long/Short Eq	Dir Evolution All-Cp Eqty Inv	PEVEX	-3.9	-39.3	08/10	13.7	10.6	27.6	5	-0.31	-0.40	-0.15	2	2	3
EQ	Long/Short Eq	Quaker Akros Abs Return A	AARFX	-1.3	-11.2	10/12	6.9	4.6	5.6	5	-0.23	-0.35	-0.29	1	1	1
EQ	Long/Short Eq	Wegener Adaptive Growth	WAGFX	-4.0	-37.8	03/13	15.9	12.2	22.3	5	-0.27	-0.35	-0.19	1	1	2
EQ	Mid-Cap Bld	Weitz Part III Oppor Instl	WPOPX	13.1	-35.5	02/09	18.9	12.3	12.0	4	0.68	1.04	1.07	5	5	5
EQ	Mid-Cap Bld	WisdomTree MidCap Earnings	EZM	12.5	-47.2	02/09	23.8	15.8	15.7	5	0.51	0.77	0.77	5	5	3
EQ	Mid-Cap Bld	Scout Mid Cap	UMBXM	11.8	-44.5	02/09	21.2	13.8	15.9	5	0.54	0.83	0.72	5	4	1
EQ	Mid-Cap Bld	First Tr Mid Cap Core AlpDEX	FNX	11.4	-47.7	02/09	23.7	16.2	17.0	5	0.47	0.69	0.65	5	4	2
EQ	Mid-Cap Bld	Tilson Dividend	TILDY	11.3	-32.8	02/09	16.5	10.5	11.0	5	0.67	1.06	1.00	5	4	3
EQ	Mid-Cap Bld	Stewart Capital Mid Cap	SCMFX	10.5	-41.2	02/09	19.5	13.4	14.5	5	0.53	0.76	0.71	5	5	2
EQ	Mid-Cap Bld	Guggenheim Insider Sentiment	NFO	10.5	-49.5	02/09	26.3	17.4	15.9	5	0.39	0.59	0.64	5	3	2
EQ	Mid-Cap Bld	Invesco Endeavor A	ATDAX	10.0	-48.9	02/09	26.3	17.3	15.2	5	0.37	0.56	0.64	5	3	4
EQ	Mid-Cap Bld	Westwood SMidCap Inst	WHGMX	10.0	-42.3	02/09	21.0	14.8	15.2	5	0.46	0.66	0.64	5	3	2
EQ	Mid-Cap Bld	Prospector Opportunity	POPFX	9.9	-32.7	02/09	15.4	10.5	10.9	4	0.63	0.92	0.89	5	5	5
EQ	Mid-Cap Bld	Lord Abbett Value Oppor A	LVOAX	8.3	-36.3	02/09	20.3	14.1	13.1	5	0.39	0.57	0.61	5	2	1
EQ	Mid-Cap Bld	Guggenheim Spin-Off	CSD	10.6	-56.3	02/09	23.9	17.7	22.4	5	0.43	0.58	0.46	4	5	5
EQ	Mid-Cap Bld	SPDR Dow Jones Mid Cap	EMM	9.9	-49.1	02/09	23.3	16.3	18.1	5	0.42	0.59	0.53	4	4	3
EQ	Mid-Cap Bld	Northern Mid Cap Index	NOMIX	9.5	-48.5	02/09	22.7	16.0	18.5	5	0.41	0.58	0.50	4	4	3
EQ	Mid-Cap Bld	iShs Morningstar Mid Core Idx	JKG	9.5	-50.4	02/09	23.3	16.6	19.6	5	0.40	0.56	0.47	4	5	3
EQ	Mid-Cap Bld	Thompson MidCap	THPMX	9.3	-50.0	02/09	25.3	17.4	17.5	5	0.35	0.52	0.51	4	3	2
EQ	Mid-Cap Bld	Guggen Raymond James SB-1 Eqt	RYJ	9.2	-53.2	02/09	25.3	17.6	20.0	5	0.35	0.51	0.45	4	3	2
EQ	Mid-Cap Bld	Fidelity Mid Cap Enh Index	FMEIX	8.5	-48.4	02/09	21.8	15.6	18.8	5	0.38	0.53	0.44	4	4	4
EQ	Mid-Cap Bld	Northern Multi-Mgr Mid Cap	NMMCX	8.3	-47.3	02/09	22.0	15.7	18.0	5	0.36	0.51	0.44	4	3	2
EQ	Mid-Cap Bld	CRM Small/Mid Cap Value Inst	CRIAX	8.2	-39.9	02/09	20.7	15.1	16.5	5	0.38	0.52	0.48	4	3	4
EQ	Mid-Cap Bld	Frank Value Inv	FRNXX	8.1	-48.9	02/09	24.7	16.4	15.2	5	0.32	0.47	0.51	4	4	2
EQ	Mid-Cap Bld	SEI Instl Mgd US Mgd Vol A	SVOAX	7.7	-39.3	02/09	15.3	11.6	15.5	4	0.49	0.64	0.48	4	5	5
EQ	Mid-Cap Bld	Royce Enterprise Select Invmt	RMISX	7.5	-33.1	02/09	16.9	11.5	13.2	5	0.43	0.62	0.54	4	4	2
EQ	Mid-Cap Bld	Ave Maria Opportunity	AVESX	7.1	-42.3	02/09	20.4	14.7	14.0	5	0.33	0.46	0.49	4	3	1
EQ	Mid-Cap Bld	Henn Corner Mid Cap 30 Inv	HFMDX	8.6	-49.9	02/09	21.8	16.5	22.8	5	0.38	0.51	0.37	3	5	5
EQ	Mid-Cap Bld	ING Russell Mid Cp Idx Port I	IIRMX	8.1	-51.6	02/09	22.8	16.5	20.1	5	0.34	0.47	0.39	3	4	4
EQ	Mid-Cap Bld	DFA T.A. US Core Eqty 2 I	DFTCX	7.4	-48.3	02/09	22.2	16.0	18.0	5	0.32	0.44	0.39	3	4	4
EQ	Mid-Cap Bld	DFA US Core Eqty 2 I	DFQTX	7.2	-49.1	02/09	22.2	16.0	18.4	5	0.31	0.43	0.38	3	4	4
EQ	Mid-Cap Bld	Wasatch Strategic Income	WASIX	6.7	-48.8	02/09	19.8	14.8	19.8	4	0.33	0.44	0.32	3	5	3
EQ	Mid-Cap Bld	PowerShs Dynamic MagniQuant	PIQ	6.5	-45.1	02/09	21.4	15.6	19.2	5	0.29	0.40	0.33	3	4	5
EQ	Mid-Cap Bld	DFA US Social Core Eqty 2	DFUEX	6.5	-51.0	02/09	23.0	16.5	19.8	5	0.27	0.38	0.31	3	3	3
EQ	Mid-Cap Bld	Nuv Symphony Mid-Cap Core A	NCCAX	6.2	-47.0	02/09	21.8	15.5	18.7	5	0.27	0.38	0.31	3	2	1
EQ	Mid-Cap Bld	Keeley Small-Mid Cap Value A	KSMVX	7.6	-62.7	02/09	30.6	22.1	26.2	5	0.24	0.33	0.28	2	3	5

EQ	Mid-Cap Bld	PowerShs Fund Pure Mid Core	PXMC	6.1	-49.0	02/09	21.5	16.1	20.8	5	0.27	0.36	0.28	2	4	2
EQ	Mid-Cap Bld	Hartford Small/Mid Cap Eqty A	HSMAX	6.0	-51.9	02/09	22.9	16.5	21.2	5	0.25	0.34	0.27	2	3	2
EQ	Mid-Cap Bld	RS Investors A	RSINX	5.6	-56.2	02/09	25.7	19.0	24.3	5	0.21	0.28	0.22	2	3	3
EQ	Mid-Cap Bld	PowerShs Dynamic Market	PWC	5.4	-43.5	02/09	19.8	14.7	19.6	5	0.26	0.35	0.26	2	3	5
EQ	Mid-Cap Bld	CRM All Cap Value Inst	CRIEX	5.0	-46.3	02/09	21.2	15.8	19.7	5	0.22	0.30	0.24	2	1	4
EQ	Mid-Cap Bld	First Tr Val Ln Eqty Allc Idx	FVI	4.8	-44.9	02/09	20.0	14.6	17.4	5	0.23	0.31	0.26	2	1	2
EQ	Mid-Cap Bld	Royce SMid-Cap Value Svc	RMVSX	4.5	-44.7	02/09	22.9	16.5	18.2	5	0.18	0.26	0.23	2	1	1
EQ	Mid-Cap Bld	Keeley All Cap Value A	KACVX	4.0	-62.9	02/09	28.5	21.1	29.2	5	0.13	0.18	0.13	1	3	5
EQ	Mid-Cap Bld	Amer Cent Legacy Mul Cap Insl	ACMHX	3.2	-54.1	02/09	20.2	15.5	27.9	5	0.15	0.19	0.10	1	5	4
EQ	Mid-Cap Bld	Keeley Mid Cap Value A	KMCVX	-0.2	-64.3	02/09	25.9	20.5	39.0	5	-0.02	-0.02	-0.01	1	3	4
EQ	Mid-Cap Bld	Auer Growth	AUERX	-5.8	-62.5	02/09	30.0	22.9	41.1	5	-0.20	-0.26	-0.15	1	1	1
EQ	Mid-Cap Grw	Dela Pooled Foc Smid-Cp Gr Eq	DCGTX	15.3	-45.7	02/09	23.6	14.7	14.4	5	0.64	1.02	1.04	5	5	1
EQ	Mid-Cap Grw	Guggen S&P Mdcap 400 Pure Grt	RFG	14.8	-45.5	02/09	23.6	15.0	14.9	5	0.61	0.97	0.98	5	5	4
EQ	Mid-Cap Grw	PRIMECAP Odyssey Aggress Grth	POAGX	13.7	-39.5	02/09	22.7	14.5	13.4	5	0.59	0.93	1.00	5	4	5
EQ	Mid-Cap Grw	Rydex S&P MdCp 400 Pure Grth	RYCKX	12.5	-46.1	02/09	23.4	15.2	15.4	5	0.52	0.80	0.79	5	4	3
EQ	Mid-Cap Grw	William Blair Sm-Mid Cap Gr I	WSMDX	10.7	-41.2	02/09	21.7	14.7	14.2	5	0.48	0.71	0.73	5	4	4
EQ	Mid-Cap Grw	SPDR S&P 400 Mid Cap Grth ETF	MDYG	10.6	-48.7	02/09	23.7	16.5	18.1	5	0.44	0.63	0.57	5	4	4
EQ	Mid-Cap Grw	Parnassus Mid-Cap	PARMX	10.4	-40.1	02/09	19.5	13.9	13.7	4	0.52	0.73	0.74	5	4	5
EQ	Mid-Cap Grw	Gold Sachs Sm/Mid Cap Grth A	GSMAX	9.6	-46.1	02/09	22.6	15.3	16.5	5	0.41	0.61	0.57	5	3	4
EQ	Mid-Cap Grw	Boston Trust Midcap	BTMFX	9.6	-43.1	02/09	19.2	13.2	15.4	5	0.48	0.70	0.60	5	5	3
EQ	Mid-Cap Grw	William Blair Mid Cap Grth I	WCGIX	9.5	-41.4	02/09	20.2	13.7	15.0	5	0.46	0.67	0.61	5	4	2
EQ	Mid-Cap Grw	TimesSquare Mid Cap Grth Insl	TMDIX	9.2	-41.4	02/09	19.9	13.8	15.7	5	0.45	0.65	0.57	5	4	5
EQ	Mid-Cap Grw	Government Street Mid-Cap	GVMCX	8.8	-41.7	02/09	18.8	13.1	15.5	5	0.45	0.65	0.55	5	4	4
EQ	Mid-Cap Grw	Ave Maria Growth	AVEGX	8.4	-40.1	02/09	19.3	13.4	14.4	5	0.42	0.61	0.57	5	4	3
EQ	Mid-Cap Grw	CAN SLIM Select Growth	CANGX	7.1	-24.5	02/09	13.0	8.3	11.8	5	0.53	0.82	0.58	5	2	5
EQ	Mid-Cap Grw	Wasatch Heritage Growth	WAHGX	8.2	-43.4	02/09	19.2	13.2	16.1	5	0.41	0.60	0.49	4	5	3
EQ	Mid-Cap Grw	IronBridge SMID Cap Fund	IBSMX	7.6	-45.6	02/09	21.3	15.1	18.1	5	0.34	0.48	0.40	4	3	4
EQ	Mid-Cap Grw	Schroder US Sm & Md Cp Opp Ad	SMDVX	7.3	-41.9	02/09	19.2	13.6	15.7	5	0.37	0.52	0.45	4	3	4
EQ	Mid-Cap Grw	T. R Pr Divr Mid Cap Grth	PRDMX	8.0	-49.7	02/09	23.0	16.4	19.8	5	0.34	0.47	0.39	3	3	3
EQ	Mid-Cap Grw	Amer Beac Stephens Md-Cp Gr I	STMGX	7.8	-48.4	02/09	20.9	15.2	20.1	5	0.36	0.50	0.37	3	5	3
EQ	Mid-Cap Grw	Vanguard Mid-Cap Growth ETF	VOT	7.0	-52.8	02/09	23.4	17.1	22.8	5	0.29	0.40	0.30	3	4	3
EQ	Mid-Cap Grw	Alpine Transformations Inst	ADTRX	7.0	-56.2	02/09	27.0	18.3	21.3	5	0.25	0.37	0.31	3	2	1
EQ	Mid-Cap Grw	First Tr Mul Cap Grth AlpDEX	FAD	6.8	-47.2	02/09	20.9	15.2	19.5	5	0.31	0.43	0.33	3	3	4
EQ	Mid-Cap Grw	ING Fid VIP Mid Cap Port Adv	VPFAX	5.8	-45.9	02/09	20.4	14.9	18.0	5	0.27	0.37	0.30	3	2	3
EQ	Mid-Cap Grw	JHancock Mid Cap Eqty A	JCEAX	5.3	-43.1	02/09	24.0	16.9	17.1	5	0.21	0.29	0.29	3	1	1
EQ	Mid-Cap Grw	iShs Morningstar Mid Grth Idx	JKH	6.8	-52.6	02/09	22.8	16.7	22.7	5	0.28	0.39	0.29	2	4	3
EQ	Mid-Cap Grw	Alger SMid Cap Growth I-2	AAMOX	5.8	-49.7	02/09	23.3	17.1	20.6	5	0.24	0.32	0.27	2	2	3
EQ	Mid-Cap Grw	ASTON/Mon & Cal Mid Cp Grth N	AMCMX	5.7	-49.5	02/09	21.7	16.2	21.1	5	0.25	0.33	0.26	2	5	2
EQ	Mid-Cap Grw	JHFunds2 Mid Cap Stock 1	JIMSX	5.5	-49.1	02/09	23.0	16.8	22.0	5	0.23	0.31	0.24	2	2	4
EQ	Mid-Cap Grw	PwrShs DWA Technical Leaders	PDP	5.2	-54.6	02/09	22.0	16.8	25.5	5	0.22	0.29	0.19	2	5	5
EQ	Mid-Cap Grw	TCW Growth Equities I	TGGEX	4.9	-51.9	02/09	24.2	17.5	21.8	5	0.19	0.27	0.21	2	1	1
EQ	Mid-Cap Grw	VALIC Co I Mid Cap Strat Gr	VMSGX	4.9	-53.8	02/09	23.2	16.3	22.6	5	0.20	0.28	0.20	2	2	1
EQ	Mid-Cap Grw	PowerShs Fund Pure Mid Growth	PXMG	4.9	-48.8	02/09	21.9	16.0	23.7	5	0.21	0.29	0.20	2	2	4
EQ	Mid-Cap Grw	Alger Analyst A	SPEAX	4.9	-44.7	02/09	21.1	15.7	18.3	5	0.22	0.29	0.25	2	2	3
EQ	Mid-Cap Grw	Fidelity Advisor Mid Cap II A	FIIAX	4.7	-45.2	02/09	20.2	14.7	17.6	5	0.22	0.30	0.25	2	1	2
EQ	Mid-Cap Grw	Rainier Mid Cap Eqty Inst	RAIMX	4.5	-54.0	02/09	24.2	18.0	25.1	5	0.17	0.23	0.17	2	3	2
EQ	Mid-Cap Grw	PowerShs Dynamic OTC	PWO	4.5	-42.8	02/09	20.2	14.9	18.2	5	0.21	0.28	0.23	2	1	2
EQ	Mid-Cap Grw	Sound Mind Investing	SMIFX	4.1	-47.6	02/09	20.2	14.8	20.0	5	0.19	0.26	0.19	2	1	4
EQ	Mid-Cap Grw	Rice Hall James Mid-Cap Inv	RHJVX	3.9	-46.2	02/09	22.5	16.5	19.6	5	0.16	0.22	0.18	2	1	1

EQ	Mid-Cap Grw	TCM Small-Mid Cap Growth	TCMMX	3.5	-50.4	02/09	22.9	16.9	23.6	5	0.14	0.19	0.14	1	1	2
EQ	Mid-Cap Grw	JHFunds2 Heritage NAV	JHVTX	2.4	-51.7	02/09	22.2	16.5	27.7	5	0.10	0.13	0.08	1	3	2
EQ	Mid-Cap Grw	American Cent NT Vista Inst	ACLWX	2.0	-50.8	02/09	21.8	16.3	27.4	5	0.08	0.11	0.06	1	2	2
EQ	Mid-Cap Grw	Alpine Innovators Inst	ADINX	1.3	-63.0	02/09	27.6	21.8	28.0	5	0.04	0.05	0.04	1	2	1
EQ	Mid-Cap Grw	Pacific Financial Explorer I	PFPGX	0.2	-38.3	03/09	17.4	13.4	20.3	5	-0.01	-0.01	-0.01	1	1	5
EQ	Mid-Cap Grw	First Trust Val Line 100 ETF	FVL	0.2	-51.7	02/09	23.2	17.6	29.9	5	-0.01	-0.01	0.00	1	1	2
EQ	Mid-Cap Grw	Liberty Street Horizon A	LSHAX	-0.8	-58.5	02/09	24.0	18.2	32.5	5	-0.04	-0.06	-0.03	1	2	4
EQ	Mid-Cap Val	Oceanstone Fund	OSFDX	43.0	-29.5	02/09	39.1	14.8	9.4	5	1.09	2.89	4.53	5	3	1
EQ	Mid-Cap Val	Appleseed	APPLX	13.0	-27.2	02/09	17.0	11.0	8.4	5	0.75	1.15	1.52	5	2	2
EQ	Mid-Cap Val	Guggenheim Mid-Cap Core	CZA	11.8	-43.7	02/09	20.0	14.0	15.6	4	0.58	0.82	0.74	5	5	5
EQ	Mid-Cap Val	RevenueShs Mid Cap	RWK	11.0	-48.7	02/09	25.4	17.3	17.0	5	0.42	0.62	0.63	5	3	2
EQ	Mid-Cap Val	First Tr Mul Cap Val AlpDEX	FAB	10.7	-50.0	02/09	25.4	16.9	15.9	5	0.41	0.62	0.65	5	4	3
EQ	Mid-Cap Val	Amer Cent NT Mid Cap Val I	ACLMX	10.4	-37.9	02/09	18.3	13.0	12.1	4	0.55	0.78	0.83	5	5	5
EQ	Mid-Cap Val	American Cent Mid Cap Val Inv	ACMVX	9.9	-38.3	02/09	18.3	13.1	12.3	4	0.53	0.74	0.78	5	5	5
EQ	Mid-Cap Val	Intrepid Disciplined Val Inv	ICMCX	8.1	-35.6	02/09	16.9	12.1	11.6	4	0.46	0.64	0.67	5	4	3
EQ	Mid-Cap Val	Mgd Account Mid Cap Val Opp	MMCVX	10.5	-47.0	02/09	22.9	16.3	17.2	5	0.45	0.63	0.59	4	4	2
EQ	Mid-Cap Val	Amer Beacon Mid Cap Value AMR	AMDIX	9.9	-47.9	02/09	23.6	16.6	16.7	5	0.41	0.58	0.58	4	4	4
EQ	Mid-Cap Val	Vantagepoint Select Value Inv	VPSVX	9.9	-44.5	02/09	21.4	15.2	16.1	5	0.45	0.64	0.60	4	5	4
EQ	Mid-Cap Val	WisdomTree MidCap Dividend	DON	9.9	-50.2	02/09	23.2	16.7	17.1	4	0.42	0.58	0.56	4	5	5
EQ	Mid-Cap Val	Vanguard Mid-Cap Value ETF	VOE	8.9	-49.4	02/09	22.8	16.3	17.8	5	0.38	0.53	0.48	4	4	4
EQ	Mid-Cap Val	Diamond Hill Small-Mid Cap A	DHMAX	8.9	-50.5	02/09	23.5	16.0	16.7	5	0.37	0.54	0.51	4	3	3
EQ	Mid-Cap Val	MassMutual Sel Mid-Cap Val A	MLUAX	7.7	-43.1	02/09	22.5	16.1	14.9	5	0.33	0.46	0.50	4	2	2
EQ	Mid-Cap Val	Guggenheim S&P 500 Pure Value	RPV	9.3	-62.6	02/09	31.3	21.0	20.8	5	0.29	0.43	0.44	3	3	3
EQ	Mid-Cap Val	JHFunds2 Value NAV	JVFNX	8.5	-48.6	02/09	22.1	15.9	17.6	4	0.37	0.52	0.47	3	4	4
EQ	Mid-Cap Val	SPDR S&P 400 Mid Cap Val ETF	MDYV	8.5	-49.2	02/09	22.9	16.4	17.8	5	0.36	0.50	0.46	3	3	4
EQ	Mid-Cap Val	iShs Morningstar Mid Val Idx	JKI	8.5	-50.6	02/09	23.7	16.9	17.3	5	0.35	0.49	0.47	3	3	4
EQ	Mid-Cap Val	Principal MidCap Value I Inst	PVMIX	8.3	-48.5	02/09	21.7	15.5	18.6	5	0.37	0.52	0.43	3	3	4
EQ	Mid-Cap Val	Mgrs AMG Systematic Md Cp Val	SYMIX	7.9	-44.3	02/09	21.6	15.5	18.0	5	0.35	0.49	0.42	3	3	3
EQ	Mid-Cap Val	DFA US Vector Eqty I	DFVEX	7.3	-51.3	02/09	24.3	17.5	19.3	5	0.29	0.40	0.36	3	3	3
EQ	Mid-Cap Val	RBB Free Market US Eqty Instl	FMUJX	7.2	-51.2	02/09	24.3	17.5	19.0	5	0.28	0.40	0.36	3	3	4
EQ	Mid-Cap Val	James Mid Cap	JAMDX	6.8	-47.5	02/09	20.9	14.9	19.7	5	0.31	0.44	0.33	2	4	3
EQ	Mid-Cap Val	PowerShs Fund Pure Mid Value	PXMV	6.7	-49.2	02/09	23.6	17.5	18.8	5	0.27	0.37	0.34	2	4	4
EQ	Mid-Cap Val	Thrivent Partner Mid Cp Val A	TPMAX	6.1	-46.7	02/09	20.9	15.1	18.6	5	0.28	0.39	0.31	2	2	2
EQ	Mid-Cap Val	iShs Dow Jones Select Div Idx	DVY	6.0	-48.3	02/09	19.0	14.6	18.0	4	0.30	0.39	0.31	2	5	5
EQ	Mid-Cap Val	Rydex S&P 500 Pure Value C	RYVVX	5.9	-63.6	02/09	31.3	21.4	22.2	5	0.18	0.26	0.25	2	2	2
EQ	Mid-Cap Val	JHVIT Md Cp Val Eqty Tr S NAV	JCVAX	5.8	-53.4	02/09	23.6	17.2	22.0	5	0.23	0.32	0.25	2	2	3
EQ	Mid-Cap Val	JHFunds2 Mid Cap Val Eqty NAV	JHAWX	5.6	-53.7	02/09	23.6	17.2	22.3	5	0.22	0.31	0.24	2	2	3
EQ	Mid-Cap Val	Delaware Mid Cap Value A	DLMAX	5.4	-47.9	02/09	21.9	15.8	18.8	5	0.23	0.32	0.27	2	2	1
EQ	Mid-Cap Val	Touchstone Mid Cp Val Opp A	TMOAX	5.3	-44.1	02/09	17.6	13.1	19.4	4	0.28	0.38	0.26	2	5	5
EQ	Mid-Cap Val	ING Pioneer Mid Cp Val Port S	IPVSX	5.0	-42.1	02/09	20.1	14.9	16.8	5	0.24	0.32	0.28	2	2	1
EQ	Mid-Cap Val	DWS Mid Cap Value A	MIDVX	5.0	-49.5	02/09	22.8	16.4	19.9	5	0.21	0.29	0.24	2	2	2
EQ	Mid-Cap Val	Fidelity Advisor Value A	FAVFX	4.2	-57.4	02/09	26.7	19.3	22.9	5	0.15	0.20	0.17	1	2	2
EQ	Mid-Cap Val	Franklin Mid Cap Value A	FMVAX	4.1	-48.1	02/09	21.0	15.5	19.4	5	0.18	0.25	0.20	1	2	1
EQ	Mid-Cap Val	Franklin All Cap Value A	FRAVX	3.6	-49.0	02/09	21.0	15.8	19.3	5	0.16	0.21	0.17	1	1	3
EQ	Mid-Cap Val	PS Hi-Yld Eq Div Achievers	PEY	2.2	-55.6	02/09	24.8	19.2	21.4	5	0.08	0.10	0.09	1	5	5
EQ	Mid-Cap Val	Tilson Focus	TILFX	0.4	-46.0	02/09	27.0	18.5	18.7	5	0.01	0.01	0.01	1	1	1
EQ	Misc Sector	First Trust ISE Water Idx	FIW	7.7	-46.1	02/09	23.2	17.0	19.1	5	0.32	0.44	0.39	5	5	4
EQ	Misc Sector	PowerShs Water Resources	PHO	4.2	-50.4	02/09	25.5	19.3	23.8	5	0.15	0.20	0.17	5	5	4
EQ	Misc Sector	Guggen S&P Global Water Index	CGW	3.5	-50.3	02/09	21.0	15.8	22.0	5	0.16	0.21	0.15	5	5	3

EQ	Misc Sector	iShs S&P Global Infra Index	IGF	0.0	-50.4	02/09	20.0	15.3	24.1	5	-0.01	-0.02	-0.01	4	5	3
EQ	Misc Sector	PowerShs Global Water	PIO	-1.1	-54.8	02/09	25.4	19.3	26.9	5	-0.06	-0.07	-0.05	3	3	3
EQ	Misc Sector	SPDR FTSE/Macq GI Infra 100	GII	-1.6	-42.4	02/09	16.0	12.7	24.5	5	-0.12	-0.15	-0.08	3	5	3
EQ	Misc Sector	PowerShs Cleantech	PZD	-3.2	-59.5	02/09	29.3	22.7	36.1	5	-0.12	-0.15	-0.10	3	3	2
EQ	Misc Sector	ALPS/Red Rocks Ld Priv Eqty A	LPEFX	-4.2	-72.3	02/09	32.5	25.4	40.6	5	-0.14	-0.17	-0.11	3	4	3
EQ	Misc Sector	PwrShs Glob Listed Private Eq	PSP	-5.5	-75.5	02/09	35.1	28.4	47.1	5	-0.16	-0.20	-0.12	3	4	4
EQ	Misc Sector	Vista Listed Priv Eqty Plus A	LPEAX	-9.3	-68.4	02/09	30.9	24.4	43.7	5	-0.31	-0.39	-0.22	2	2	2
EQ	Misc Sector	Mrk Vect Uranium+Nuclear Enrg	NLR	-9.7	-54.1	02/09	29.4	23.0	40.7	5	-0.34	-0.43	-0.24	2	2	2
EQ	Misc Sector	Fst Tr NASDAQ Cln Edg Gr En I	QCLN	-13.4	-68.3	05/12	35.0	28.2	51.8	5	-0.39	-0.48	-0.26	2	2	2
EQ	Misc Sector	PowerShs Lux Nanotech	PXN	-13.5	-60.0	09/11	28.9	23.1	44.2	5	-0.48	-0.60	-0.31	1	2	2
EQ	Misc Sector	PowerShs Global Clean Energy	PBD	-18.7	-75.1	07/12	34.6	28.5	56.7	5	-0.55	-0.67	-0.34	1	2	2
EQ	Misc Sector	Mrk Vect Glb Alternative En E	GEX	-22.3	-81.7	07/12	36.4	31.1	64.4	5	-0.62	-0.73	-0.35	1	2	2
EQ	Mngd Futures	Guggen Mgd Futures Strat A	RYMTX	-5.5	-26.7	11/12	8.9	6.6	14.5	5	-0.65	-0.88	-0.40	5	1	2
EQ	Mrkt Neutral	TFS Market Neutral	TFSMX	5.3	-17.3	11/08	8.4	6.2	5.9	3	0.60	0.81	0.86	4	4	5
EQ	Mrkt Neutral	Whitebox Long Short Eqty Inst	WBLFX	5.2	-23.8	12/08	11.2	7.0	8.4	4	0.44	0.71	0.59	3	3	3
EQ	Mrkt Neutral	DWS Dis Market Neutral A	DDMAX	0.1	-5.3	04/09	5.3	3.3	2.3	2	-0.03	-0.05	-0.07	2	2	1
EQ	Mrkt Neutral	Mgrs AMG FQ Global Alts Inv	MGAAX	-1.0	-17.0	08/11	9.1	6.6	9.1	5	-0.14	-0.20	-0.14	2	2	3
EQ	Mrkt Neutral	Amer Cent Eqty Mkt Neutral A	ALIAX	-1.7	-11.2	09/10	4.6	3.5	6.8	2	-0.44	-0.57	-0.29	2	2	1
EQ	Mrkt Neutral	JPMorg Mul-Cap Mkt Neutral A	OGNAX	-2.2	-8.2	01/13	3.7	2.8	5.5	4	-0.68	-0.90	-0.45	1	1	2
EQ	Mrkt Neutral	Hibridge Stat Mkt Neutral A	HSKAX	-2.5	-12.7	07/12	3.7	2.9	8.1	4	-0.73	-0.95	-0.34	1	1	1
EQ	Multialtern	Bridgehampton Val Strat I	BVSFX	9.9	-27.6	11/08	18.7	11.1	10.5	5	0.51	0.86	0.91	5	2	3
EQ	Multialtern	Hundredfold Select Alt Svc	SFHYX	9.6	-11.0	02/09	6.9	3.2	3.2	2	1.35	2.93	2.88	5	5	5
EQ	Multialtern	Absolute Strategies I	ASFIX	2.8	-17.9	02/09	6.2	4.3	5.0	2	0.41	0.58	0.50	4	4	3
EQ	Multialtern	Vantagepoint Divers Strat	VPDAX	1.9	-7.7	12/08	3.6	2.5	2.8	2	0.47	0.65	0.58	4	4	4
EQ	Multialtern	UBS Dynamic Alpha A	BNAAX	1.5	-32.0	02/09	11.4	8.2	10.5	3	0.11	0.15	0.12	3	3	4
EQ	Multialtern	Dreyfus Global Alpha A	AVGAX	1.4	-40.6	02/09	15.6	11.7	15.9	4	0.07	0.10	0.07	3	3	3
EQ	Multialtern	DWS Alter Asset Allocation C	AAAPX	1.2	-36.4	02/09	13.9	11.0	14.3	4	0.07	0.09	0.07	3	3	4
EQ	Multialtern	MFS Divr Target Return A	DVRAX	1.1	-31.2	02/09	10.0	7.4	11.3	3	0.08	0.11	0.08	3	3	5
EQ	Multialtern	Transam Multi-Mgr Alt Strat A	IMUAX	0.8	-27.2	02/09	10.1	7.6	9.6	3	0.05	0.06	0.05	3	3	2
EQ	Multialtern	Dreyfus Global Abs Return A	DGPAX	0.7	-12.2	10/08	6.5	4.5	4.6	5	0.07	0.10	0.10	3	2	2
EQ	Multialtern	Virtus Alts Diversifier A	PDPAX	0.0	-40.1	02/09	15.2	12.1	17.7	4	-0.02	-0.03	-0.02	2	3	3
EQ	Multialtern	Oppen Glob Multi Strategies A	OARAX	-0.1	-11.9	11/11	5.3	4.1	5.3	4	-0.07	-0.09	-0.07	2	2	5
EQ	Multialtern	Dir Evolution Alter Invmt Inv	PETRX	-1.1	-18.8	02/09	7.4	5.9	13.4	4	-0.19	-0.24	-0.10	2	3	4
EQ	Multialtern	PACE Alternative Strategies A	PASIX	-1.4	-27.7	02/09	8.8	7.3	15.0	4	-0.19	-0.22	-0.11	2	2	2
EQ	Multialtern	Guggen Multi-Hedge Strat A	RYMQX	-2.1	-24.6	02/09	7.4	6.6	16.1	4	-0.32	-0.37	-0.15	2	4	1
EQ	Multialtern	Forward Strat Alts Instl	ASAFX	-2.9	-26.5	03/09	10.7	8.2	13.9	5	-0.30	-0.39	-0.23	2	2	2
EQ	Multialtern	Alt Strategies Mutual Fund I	AASFX	-3.1	-19.7	12/11	8.0	6.5	11.7	5	-0.42	-0.52	-0.29	2	2	2
EQ	Multialtern	Arrow Alternative Solutions C	ASFTX	-3.6	-21.4	06/12	6.2	5.3	16.9	4	-0.62	-0.73	-0.23	2	2	2
EQ	Natural Res	First Trust Materials AlpDEX	FXZ	7.6	-61.5	02/09	31.2	22.2	23.5	5	0.23	0.33	0.31	5	5	5
EQ	Natural Res	Guggen S&P 500 Eq Wt Mts	RTM	7.2	-54.7	02/09	28.5	19.0	18.7	5	0.24	0.36	0.37	5	5	5
EQ	Natural Res	PowerShs Dyn Basic Materials	PYZ	6.6	-59.4	02/09	29.6	21.3	25.2	5	0.21	0.30	0.25	5	5	5
EQ	Natural Res	Guggenheim Timber	CUT	4.1	-59.8	02/09	31.9	22.0	24.2	5	0.12	0.17	0.16	5	4	5
EQ	Natural Res	WorldCommodity	WCOMX	3.4	-31.7	02/09	24.3	16.7	15.7	5	0.13	0.19	0.20	5	2	2
EQ	Natural Res	Vanguard Materials ETF	VAW	3.1	-58.2	02/09	27.9	19.8	25.4	5	0.10	0.14	0.11	4	5	5
EQ	Natural Res	AllianzGI Global Water A	AWTAX	2.2	-46.7	02/09	20.2	15.1	20.6	5	0.09	0.13	0.09	4	5	5
EQ	Natural Res	Market Vectors Agri ETF	MOO	0.9	-58.8	11/08	29.3	22.1	29.1	5	0.02	0.03	0.02	3	4	4
EQ	Natural Res	Thrivent Natural Resources A	TREFX	-0.9	-61.4	02/09	32.1	23.7	24.7	5	-0.04	-0.05	-0.05	2	3	2
EQ	Natural Res	WisdomTree Global Natural Res	GNAT	-2.5	-51.7	02/09	27.4	20.1	30.0	5	-0.10	-0.14	-0.09	2	2	2
EQ	Natural Res	AllianzGI Glob Com Eqty Instl	RGLIX	-2.8	-63.4	02/09	30.9	23.2	38.4	5	-0.10	-0.13	-0.08	2	2	3

EQ	Natural Res	iShs S&P Global Materials	MXI	-3.0	-60.8	02/09	29.6	22.1	30.7	5	-0.11	-0.15	-0.11	2	2	2
EQ	Natural Res	Dreyfus Natural Resources A	DNLAX	-3.5	-63.9	02/09	29.5	23.1	41.3	5	-0.13	-0.16	-0.09	2	3	3
EQ	Natural Res	JHancock2 Natural Resources 1	JINRX	-5.1	-60.7	02/09	29.7	22.3	36.6	5	-0.18	-0.24	-0.15	2	2	2
EQ	Natural Res	Huntington Real Strategies A	HRSAX	-5.6	-60.7	02/09	26.6	21.6	39.3	5	-0.22	-0.27	-0.15	2	3	2
EQ	Natural Res	Nuveen Tradewinds Glob Res A	NTGAX	-4.5	-54.4	11/08	30.5	22.8	26.8	5	-0.16	-0.21	-0.18	1	1	1
EQ	Natural Res	SPDR S&P Metals & Mining	XME	-9.5	-74.8	02/09	40.9	31.0	47.3	5	-0.24	-0.31	-0.21	1	1	2
EQ	Natural Res	Market Vectors Steel ETF	SLX	-10.7	-76.3	02/09	43.1	31.9	48.1	5	-0.25	-0.35	-0.23	1	1	2
EQ	Pac/Asia x-J St	iS MSCI Thailand Cap Inv Mkt	THD	15.8	-58.2	11/08	31.3	22.0	22.2	5	0.50	0.70	0.70	5	5	4
EQ	Pac/Asia x-J St	WisdomTree Australia Dividend	AUSE	7.3	-56.6	02/09	29.1	20.2	20.6	5	0.24	0.35	0.34	4	3	3
EQ	Pac/Asia x-J St	PwrShs FTSE RAFI As Pac ex-Jp	PAF	6.7	-54.2	02/09	27.7	19.3	20.2	5	0.23	0.33	0.32	4	3	3
EQ	Pac/Asia x-J St	WisdomTree Asia-Pac ex-Japan	AXJL	4.2	-53.4	02/09	24.7	18.1	20.3	5	0.16	0.21	0.19	3	3	3
EQ	Pac/Asia x-J St	iShs S&P Asia 50 Index	AIA	3.6	-51.3	02/09	25.1	17.4	20.1	5	0.13	0.19	0.16	3	3	2
EQ	Pac/Asia x-J St	SPDR S&P Emerging Asia Pac	GMF	2.6	-52.8	02/09	27.0	18.7	21.1	5	0.09	0.12	0.11	2	2	2
EQ	Pac/Asia x-J St	First Trust ISE Chindia Idx	FNI	2.1	-59.5	02/09	34.0	23.1	24.9	5	0.05	0.08	0.07	2	1	2
EQ	Pac/Asia x-J St	Guin Atk Asia Pacific Div	GAADX	2.0	-60.2	02/09	28.4	21.2	26.5	5	0.06	0.08	0.06	2	4	3
EQ	Pac/Asia x-J St	Oberweis Asia Oppor	OBAOX	0.7	-62.0	02/09	30.1	22.4	28.0	5	0.02	0.02	0.02	1	2	3
EQ	Pac/Asia x-J St	Dreyfus Emerging Asia A	DEAAX	-2.5	-58.8	10/08	38.1	25.8	28.5	5	-0.07	-0.11	-0.10	1	1	1
EQ	Real Estate	PIMCO Real Est Real Ret St A	PETAX	11.1	-70.3	02/09	38.1	27.7	26.9	5	0.29	0.39	0.40	5	5	5
EQ	Real Estate	iS FTSE NAREIT Resid Plus Cp	REZ	8.7	-57.6	02/09	27.5	20.7	20.6	5	0.31	0.41	0.41	5	5	2
EQ	Real Estate	Phocas Real Est	PHREX	7.9	-57.8	02/09	31.5	22.5	21.4	5	0.24	0.34	0.35	4	2	3
EQ	Real Estate	Eaton Vance Real Est I	EIREX	7.0	-60.1	02/09	30.6	21.8	22.1	5	0.22	0.31	0.31	4	4	2
EQ	Real Estate	iShs FTSE NAREIT Real Est 50	FTY	6.5	-61.1	02/09	30.8	22.7	23.9	5	0.20	0.27	0.26	3	4	3
EQ	Real Estate	JHFunds2 Real Est Secs 1	JIREX	6.4	-63.0	02/09	32.5	23.5	24.4	5	0.19	0.26	0.25	3	3	3
EQ	Real Estate	First Trust S&P REIT Idx	FRI	6.3	-63.1	02/09	32.8	23.9	24.6	5	0.18	0.25	0.25	3	3	3
EQ	Real Estate	GuideSt Fds Real Est Secs GS4	GREZX	6.0	-63.3	02/09	32.3	23.5	24.7	5	0.18	0.24	0.23	3	3	2
EQ	Real Estate	Dunham Real Est Stock C	DCREX	6.0	-61.2	02/09	32.4	23.2	23.1	5	0.18	0.25	0.25	3	2	3
EQ	Real Estate	SA Real Est Securities	SAREX	5.9	-62.7	02/09	32.7	23.8	24.5	5	0.17	0.24	0.23	3	3	3
EQ	Real Estate	iS FTSE EPRA/NAREIT North Am	IFNA	5.9	-63.0	02/09	31.8	23.4	24.6	5	0.18	0.24	0.23	3	3	3
EQ	Real Estate	JHFunds2 Real Est Eqty NAV	JHAZX	5.3	-65.0	02/09	34.6	24.6	25.6	5	0.14	0.20	0.20	2	2	2
EQ	Real Estate	iShs FTSE NAREIT Rtl Cp Idx	RTL	5.2	-69.1	03/09	38.2	26.1	30.4	5	0.13	0.19	0.16	2	5	4
EQ	Real Estate	iS FTSE NAREIT Mort Plus Cp I	REM	4.1	-46.9	02/09	18.6	14.1	24.4	5	0.20	0.27	0.16	2	1	4
EQ	Real Estate	SEI Instl Mgd Real Est A	SETAX	4.0	-65.3	02/09	33.0	23.8	27.1	5	0.11	0.16	0.14	2	3	2
EQ	Real Estate	Rydex Real Est C	RYCRX	2.9	-62.4	02/09	30.8	23.2	27.2	5	0.08	0.11	0.10	1	1	3
EQ	Real Estate	Commonwealth Real Est Sec	CNREX	1.1	-54.3	02/09	25.4	19.0	23.5	5	0.03	0.04	0.03	1	1	3
EQ	Real Estate	iS FTSE NAREIT Ind/Offc Cp I	FNIO	0.2	-68.4	02/09	38.0	27.7	34.3	5	0.00	0.00	0.00	1	1	2
EQ	Small Blend	PIMCO Sm Cap SkPLUS AR Ins	PSCSX	16.0	-47.9	02/09	26.3	18.0	15.5	5	0.60	0.87	1.01	5	5	5
EQ	Small Blend	SouthernSun Small Cap Inv	SSSFX	14.6	-54.9	02/09	29.4	19.3	19.6	5	0.49	0.74	0.73	5	5	2
EQ	Small Blend	TFS Small Cap	TFSSX	13.8	-45.8	02/09	26.1	17.6	15.5	5	0.52	0.77	0.88	5	3	4
EQ	Small Blend	Invesco Select Companies A	ATIAX	13.0	-46.2	02/09	23.3	15.5	14.9	4	0.55	0.82	0.86	5	5	2
EQ	Small Blend	RevenueShs Small Cap	RWJ	11.8	-48.2	02/09	28.2	18.7	15.0	5	0.41	0.62	0.77	5	3	3
EQ	Small Blend	WisdomTree SmallCap Earnings	EES	11.8	-48.5	02/09	27.0	17.6	14.3	5	0.42	0.65	0.80	5	4	3
EQ	Small Blend	Parnassus Small-Cap	PARSX	11.6	-44.1	02/09	26.5	16.8	16.2	5	0.43	0.67	0.70	5	1	1
EQ	Small Blend	Cambiar Small Cap Inv	CAMSX	11.4	-45.9	02/09	24.8	17.2	17.1	5	0.45	0.64	0.65	5	3	1
EQ	Small Blend	PS FTSE RAFI US 1500 Sm-Md	PRFZ	11.1	-51.4	02/09	28.0	18.5	17.1	5	0.39	0.58	0.63	5	2	3
EQ	Small Blend	Fidelity Series Sm Cap Opps	FSOPX	10.9	-46.7	02/09	24.7	16.9	16.1	5	0.43	0.63	0.66	5	3	2
EQ	Small Blend	Mutual of Am Sm Cap Val Instl	MAVSX	9.9	-38.2	02/09	19.3	13.3	13.4	5	0.50	0.73	0.72	5	4	5
EQ	Small Blend	Hodges Small Cap	HDPX	12.1	-59.0	02/09	29.5	20.1	21.9	5	0.40	0.59	0.54	4	5	3
EQ	Small Blend	Schwab Fdmtl US Sm Co Idx	SFSNX	10.5	-51.9	02/09	28.0	18.8	17.6	5	0.37	0.54	0.58	4	2	3
EQ	Small Blend	SPDR S&P 600 Small Cap ETF	SLY	10.3	-49.4	02/09	24.6	17.1	17.1	5	0.41	0.59	0.58	4	5	4

EQ	Small Blend	Olstein Strategic Oppor A	OFSAX	9.9	-50.5	02/09	30.7	20.2	16.6	5	0.31	0.48	0.58	4	2	2
EQ	Small Blend	First Tr Sm Cap Core AlpDEX	FYX	9.6	-49.0	02/09	25.8	17.7	15.9	5	0.36	0.53	0.59	4	4	3
EQ	Small Blend	Royce Dividend Value Svc	RYDVX	9.3	-44.9	02/09	21.6	15.0	15.5	5	0.42	0.60	0.58	4	4	2
EQ	Small Blend	Madison Small Cap A	MASVX	8.9	-46.0	02/09	23.3	16.3	15.0	4	0.37	0.53	0.57	4	3	3
EQ	Small Blend	Fidelity Sm Cap Enh Index	FCPEX	8.7	-46.0	02/09	23.3	16.5	17.1	5	0.36	0.51	0.49	4	5	4
EQ	Small Blend	JHFunds2 Small Company Val 1	JISVX	8.4	-45.9	02/09	23.5	16.4	16.5	5	0.35	0.50	0.49	4	3	3
EQ	Small Blend	ASTON/River Road Select Val N	ARSMX	7.7	-41.1	02/09	18.6	13.2	15.1	4	0.40	0.56	0.49	4	5	5
EQ	Small Blend	iShs Morningstar Sm Core Idx	KJK	8.9	-50.7	02/09	25.7	18.1	18.5	5	0.34	0.48	0.47	3	2	3
EQ	Small Blend	Schwab Small-Cap Eqty	SWSCX	8.3	-49.8	02/09	24.8	17.5	19.5	5	0.32	0.46	0.41	3	5	4
EQ	Small Blend	Vang Strat Sm-Cap Eqty Inv	VSTCX	8.1	-50.8	02/09	24.4	17.3	20.1	5	0.32	0.45	0.39	3	5	4
EQ	Small Blend	SSGa Enhanced Small Cap Instl	SESPX	8.1	-49.4	02/09	24.3	17.3	19.1	5	0.32	0.45	0.41	3	5	4
EQ	Small Blend	Westwood SmallCap Value Inst	WHG SX	8.0	-46.9	02/09	23.4	16.7	18.6	5	0.33	0.46	0.42	3	5	5
EQ	Small Blend	ING Russell Sm Cap Idx Port I	IIR SX	8.0	-47.4	02/09	24.3	17.3	17.4	5	0.32	0.45	0.45	3	3	3
EQ	Small Blend	Paradigm Select	PFS LX	7.9	-41.8	02/09	19.7	13.8	15.9	5	0.38	0.55	0.48	3	4	1
EQ	Small Blend	Vantagepoint Discy Investor	VPDSX	7.6	-49.2	02/09	24.5	17.7	18.5	5	0.30	0.41	0.40	3	3	3
EQ	Small Blend	Frontegra Netols Sm Cp Val In	FNSVX	7.4	-42.0	02/09	24.3	17.1	16.4	5	0.29	0.41	0.43	3	1	2
EQ	Small Blend	Paradigm Opportunity	PFOPX	7.3	-44.4	02/09	22.6	16.3	15.9	5	0.31	0.43	0.44	3	2	1
EQ	Small Blend	RBC Enterprise A	TETAX	7.2	-46.5	02/09	24.7	17.3	16.3	5	0.28	0.40	0.43	3	5	4
EQ	Small Blend	JHFunds2 Small Cap Opp 1	JISOX	7.5	-54.0	02/09	26.0	18.4	21.0	5	0.28	0.39	0.35	2	3	3
EQ	Small Blend	Wilmington Sm-Cap Strat Instl	WMSIX	7.4	-48.8	02/09	24.4	17.4	18.5	5	0.29	0.41	0.39	2	3	4
EQ	Small Blend	HighMark Sm Cap Core Retail A	HSAAX	7.2	-49.7	02/09	25.7	18.4	19.0	5	0.27	0.38	0.37	2	3	2
EQ	Small Blend	MassMut Sel Sm Cap Val Eq A	MMQAX	6.5	-49.5	02/09	25.4	18.3	18.3	5	0.25	0.34	0.34	2	2	2
EQ	Small Blend	iShs Russell Microcap Index	IWC	6.1	-49.8	02/09	25.6	18.6	18.9	5	0.23	0.31	0.31	2	2	3
EQ	Small Blend	ASTON/River Road Sm Cap Val N	ARSVX	5.9	-42.4	02/09	19.2	13.9	15.0	4	0.29	0.40	0.37	2	4	5
EQ	Small Blend	Touchstone Sm Cap Val Opp Y	TSOYX	5.8	-43.8	02/09	21.4	15.5	17.5	5	0.26	0.35	0.31	2	2	4
EQ	Small Blend	Paradigm Micro-Cap	PVIVX	5.6	-44.2	02/09	21.0	14.7	16.9	5	0.25	0.36	0.32	2	2	1
EQ	Small Blend	Fst Tr DJ Sel MicCp Idx	FDM	5.6	-48.7	02/09	25.9	18.5	18.4	5	0.20	0.29	0.29	2	1	3
EQ	Small Blend	Rydex Russell 2000 A	RYRRX	5.4	-48.4	02/09	24.5	17.7	18.3	5	0.21	0.29	0.28	2	1	2
EQ	Small Blend	Amer Cent NT Sm Company Instl	ACLOX	6.3	-51.5	02/09	23.2	16.8	22.0	5	0.26	0.36	0.27	1	4	3
EQ	Small Blend	Nuveen NWQ Small-Cap Value A	NSCAX	5.4	-58.9	02/09	27.7	20.6	24.7	5	0.18	0.25	0.21	1	4	4
EQ	Small Blend	Nuveen NWQ Sm/Mid-Cap Val A	NSMAX	5.2	-56.8	02/09	27.7	20.3	23.0	5	0.18	0.24	0.21	1	3	1
EQ	Small Blend	PowerShs Fund Pure Small Core	PXSC	5.2	-49.3	02/09	23.5	17.1	20.5	5	0.21	0.29	0.24	1	2	3
EQ	Small Blend	Calvert Small Cap A	CCVAX	5.2	-44.1	02/09	22.6	16.1	18.2	5	0.22	0.31	0.27	1	1	3
EQ	Small Blend	Golden Small Cap Core I	GLDSX	4.8	-51.2	02/09	23.6	17.5	24.4	5	0.19	0.26	0.18	1	4	4
EQ	Small Blend	Royce Micro-Cap Discy Svc	RYDFX	3.3	-45.4	02/09	23.6	17.1	15.9	5	0.13	0.18	0.19	1	1	1
EQ	Small Blend	Wilshire Micro-Cap ETF	WMCR	2.0	-55.5	02/09	25.7	19.4	26.0	5	0.07	0.09	0.07	1	1	4
EQ	Small Blend	Rydex Russell 2000 2x Strat A	RYRUX	1.9	-78.3	02/09	48.9	35.2	41.1	5	0.03	0.05	0.04	1	1	2
EQ	Small Blend	Federated MDT Sm Cap Core A	QASCX	1.8	-56.2	02/09	26.5	19.7	27.8	5	0.06	0.08	0.06	1	2	2
EQ	Small Blend	JHancock Sm Cap Intr Val A	JHIAX	-0.7	-60.3	02/09	29.7	22.1	27.8	5	-0.03	-0.04	-0.04	1	1	1
EQ	Small Growth	AllianzGI Ult Micro Cap Inst	AUMIX	17.2	-48.2	02/09	28.1	18.8	16.4	5	0.60	0.90	1.04	5	5	5
EQ	Small Growth	Buffalo Micro Cap	BUFOX	12.6	-50.5	02/09	26.3	18.2	17.0	5	0.47	0.67	0.72	5	5	5
EQ	Small Growth	Janus Triton D	JANIX	12.3	-43.4	02/09	21.6	14.6	15.0	5	0.56	0.82	0.80	5	5	4
EQ	Small Growth	Guggen S&P Smcap 600 Pure Grt	RZG	11.2	-47.3	02/09	25.2	16.6	14.7	5	0.43	0.66	0.74	5	5	4
EQ	Small Growth	Timberline Sm Cap Grth Instl	SGRIX	11.0	-44.8	02/09	24.5	16.9	16.6	5	0.44	0.64	0.65	5	2	1
EQ	Small Growth	Champlain Small Company Adv	CIP SX	10.1	-39.4	02/09	19.9	14.2	14.0	4	0.49	0.69	0.70	5	5	5
EQ	Small Growth	Amer Beac Stephens Sm Cp Gr I	STSGX	10.1	-45.4	02/09	22.0	15.6	17.0	5	0.45	0.63	0.58	4	5	5
EQ	Small Growth	VALIC Co I Sm Cap Agrsv Gr	VSAGX	9.4	-45.9	02/09	26.1	18.3	16.7	5	0.35	0.50	0.55	4	1	3
EQ	Small Growth	JHFunds2 Small Company Gr NAV	JHSRX	9.4	-46.0	02/09	22.3	15.7	17.9	5	0.41	0.58	0.51	4	4	4
EQ	Small Growth	Gold Sachs Str Sm Cap Gr A	GSAOX	9.2	-46.3	02/09	24.6	17.0	16.7	5	0.36	0.52	0.53	4	4	3

EQ	Small Growth	Wasatch Micro Cap Value	WAMVX	9.2	-47.6	02/09	22.9	16.2	17.2	5	0.39	0.55	0.52	4	3	5
EQ	Small Growth	Virtus Sm-Cap Sus Grth A	PSGAX	9.1	-46.6	02/09	22.5	16.3	16.4	5	0.39	0.54	0.53	4	5	2
EQ	Small Growth	Royce 100 Svc	RYOHX	9.0	-42.2	02/09	23.5	16.1	14.9	5	0.37	0.54	0.58	4	2	2
EQ	Small Growth	Boston Trust Small Cap	BOSOX	8.9	-43.4	02/09	21.6	14.9	15.1	5	0.40	0.58	0.58	4	4	4
EQ	Small Growth	Pax World Small Cap Inst	PXSIX	8.7	-42.5	02/09	22.3	16.4	16.4	5	0.38	0.51	0.51	4	3	5
EQ	Small Growth	Mutual of Am Sm Cap Grth Insl	MASSX	8.3	-43.0	02/09	21.8	15.5	16.1	5	0.37	0.52	0.50	4	2	2
EQ	Small Growth	Rydex S&P SmCp 600 Pure Grth	RYWCX	8.0	-48.4	02/09	25.1	16.9	15.7	5	0.31	0.46	0.50	4	4	3
EQ	Small Growth	Virtus Quality Small-Cap A	PQSAX	7.9	-40.0	02/09	21.0	14.4	13.0	5	0.36	0.53	0.58	4	4	1
EQ	Small Growth	Lit Greg Mstrs Smlr Coms Insl	MSSFY	9.5	-53.7	02/09	25.6	18.5	21.0	5	0.36	0.50	0.44	3	4	5
EQ	Small Growth	iShs Morningstar Sm Grth Idx	JKK	9.0	-47.2	02/09	23.7	16.8	18.0	5	0.37	0.52	0.48	3	4	4
EQ	Small Growth	Wells Far Adv Emerging Gr Inv	WFGTX	9.0	-45.6	02/09	22.3	15.4	18.8	5	0.39	0.56	0.46	3	4	1
EQ	Small Growth	PNC Small Cap A	PPCAX	8.6	-49.7	02/09	23.4	16.4	19.2	4	0.35	0.50	0.43	3	5	5
EQ	Small Growth	Strat Advisers Small-Mid Cap	FSCFX	8.4	-46.6	02/09	22.8	16.2	16.8	5	0.36	0.50	0.48	3	3	4
EQ	Small Growth	PNC Mul Factor Sm Cap Core A	PLOAX	7.9	-46.0	02/09	20.9	14.3	19.3	4	0.36	0.53	0.39	3	5	5
EQ	Small Growth	VALIC Company I Sm-Mid Grth	VSSGX	7.6	-44.4	02/09	22.3	15.5	17.1	5	0.33	0.47	0.43	3	2	2
EQ	Small Growth	Northern Multi-Mgr Small Cap	NMMSX	7.0	-46.5	02/09	23.3	16.5	17.2	5	0.29	0.41	0.39	3	2	4
EQ	Small Growth	Dunham Small Cap Growth C	DCDGX	7.1	-43.5	02/09	22.9	16.2	17.8	5	0.30	0.42	0.38	2	1	2
EQ	Small Growth	River Oak Discy	RIVSX	6.6	-49.1	02/09	25.5	17.7	18.4	5	0.25	0.36	0.35	2	1	1
EQ	Small Growth	Praxis Small Cap A	MMSCX	6.6	-47.0	02/09	22.2	16.1	18.5	5	0.28	0.39	0.34	2	4	1
EQ	Small Growth	Fidelity Adv Sm Cap Grth A	FCAGX	6.6	-49.5	02/09	24.0	17.1	19.2	5	0.26	0.37	0.33	2	2	3
EQ	Small Growth	PNC Multi Factor Sm Cap Gr A	PLWAX	6.4	-46.3	02/09	21.2	15.1	20.3	4	0.29	0.40	0.30	2	5	5
EQ	Small Growth	PowerShs Fund Pure Small Grow	PXSG	6.3	-45.3	02/09	22.2	16.0	19.9	5	0.27	0.38	0.30	2	3	3
EQ	Small Growth	Perimeter Small Cap Grth Inv	PSCGX	5.9	-47.0	02/09	23.5	16.7	18.7	5	0.24	0.34	0.30	2	2	3
EQ	Small Growth	Thrivent Partner Sm Cp Grth A	TPSAX	5.7	-47.6	02/09	24.2	17.4	19.2	5	0.22	0.31	0.28	2	1	2
EQ	Small Growth	Adams Harkness Small Cap Grth	ASCGX	6.3	-49.0	02/09	23.1	16.6	22.0	5	0.26	0.36	0.27	1	3	3
EQ	Small Growth	Optimum Small-Mid Cap Grth A	OASGX	5.6	-50.3	02/09	23.6	16.9	20.2	5	0.22	0.31	0.26	1	2	2
EQ	Small Growth	Alger Growth Oppor A	AOFAX	5.4	-49.9	02/09	23.1	16.8	20.4	5	0.22	0.31	0.25	1	2	2
EQ	Small Growth	Transamerica Part Instl Sm Gr	DISGX	4.6	-46.3	02/09	23.9	17.0	18.4	5	0.18	0.25	0.23	1	1	1
EQ	Small Growth	TCM Small Cap Growth	TCMSX	4.4	-47.6	02/09	23.4	17.3	22.3	5	0.18	0.24	0.18	1	2	2
EQ	Small Growth	Touchstone Divr Sm Cap Gr A	TDSAX	3.8	-46.4	02/09	22.5	16.5	19.6	5	0.16	0.21	0.18	1	1	1
EQ	Small Growth	Federated MDT Sm Cap Grth A	QASGX	3.4	-49.3	02/09	24.0	17.4	23.8	5	0.13	0.18	0.13	1	3	2
EQ	Small Growth	Bridgeway Small-Cap Growth	BRSGX	1.1	-54.1	02/09	25.2	18.9	29.5	5	0.03	0.04	0.03	1	2	3
EQ	Small Value	Walthausen Small Cap Value	WSCVX	18.6	-47.3	02/09	26.0	16.9	14.5	5	0.71	1.09	1.26	5	5	5
EQ	Small Value	Huber Capital Sm Cap Val Inv	HUSIX	15.8	-57.1	02/09	28.6	19.8	18.9	5	0.54	0.79	0.82	5	5	3
EQ	Small Value	Intrepid Small Cap	ICMAX	13.4	-18.6	02/09	14.9	8.5	5.0	4	0.88	1.55	2.63	5	5	3
EQ	Small Value	Adirondack Small Cap	ADKSX	11.5	-48.6	02/09	24.9	16.7	15.2	5	0.45	0.67	0.74	5	4	4
EQ	Small Value	Fidelity Advisor Sm Cap Val A	FCVAX	11.1	-42.7	02/09	24.4	16.7	13.2	5	0.44	0.65	0.82	5	4	4
EQ	Small Value	iShs Morningstar Sm Val Index	JKL	10.9	-49.7	02/09	25.9	17.7	16.0	5	0.41	0.60	0.67	5	4	5
EQ	Small Value	Munder Veracity Sm-Cap Val A	VSCVX	9.4	-43.5	02/09	24.6	16.5	14.2	5	0.37	0.56	0.65	5	2	2
EQ	Small Value	Pinnacle Value	PVFIX	5.4	-20.6	02/09	9.7	6.7	5.9	3	0.53	0.76	0.87	5	5	5
EQ	Small Value	Small Cap Value	SCAPX	10.9	-55.2	02/09	29.4	19.8	19.7	5	0.36	0.53	0.54	4	5	4
EQ	Small Value	Frontegra Phocas Sm Cp Val In	FPSVX	9.1	-41.2	02/09	23.6	16.4	14.2	5	0.37	0.54	0.62	4	2	2
EQ	Small Value	Guggen S&P Smcap 600 Pure Val	RZV	9.3	-62.1	02/09	39.9	24.4	18.6	5	0.22	0.37	0.48	3	1	2
EQ	Small Value	Guggen S&P Mdcap 400 Pure Val	RFV	9.1	-60.4	02/09	31.7	21.6	20.2	5	0.28	0.41	0.44	3	3	2
EQ	Small Value	Catalyst Value A	CTVAX	8.7	-36.1	09/11	25.5	16.6	18.4	5	0.33	0.50	0.46	3	1	1
EQ	Small Value	WisdomTree SmallCap Dividend	DES	8.6	-50.5	02/09	25.6	18.1	16.1	5	0.32	0.46	0.52	3	5	5
EQ	Small Value	Ancora Special Opportunity C	ANSCX	8.6	-51.1	02/09	25.4	17.2	17.2	5	0.33	0.48	0.48	3	2	5
EQ	Small Value	Dreman Contrarian Sm Cp Val R	DRSVX	7.4	-45.8	02/09	22.9	16.0	16.5	5	0.31	0.45	0.43	3	2	2
EQ	Small Value	Principal SmCap Val II Inst	PPVIX	7.5	-51.0	02/09	25.8	18.4	18.4	5	0.28	0.39	0.39	2	3	4

EQ	Small Value	ING Colum SmCap Val II Port I	ICISX	7.5	-48.7	02/09	24.7	17.5	18.3	5	0.29	0.41	0.39	2	3	3
EQ	Small Value	Nationwide US Small Cap Val A	NWUJAX	7.2	-49.8	02/09	26.1	18.8	17.5	5	0.26	0.37	0.39	2	2	2
EQ	Small Value	Touchstone Sm Company Val A	FTVAX	6.8	-48.5	02/09	24.0	17.1	16.0	5	0.27	0.38	0.41	2	2	1
EQ	Small Value	Westcore Small-Cap Value	WTSVX	6.6	-50.3	02/09	23.5	17.3	18.4	5	0.27	0.37	0.35	2	4	3
EQ	Small Value	Gold Sachs Str Sm Cap Val A	GSATX	6.6	-46.9	02/09	24.9	17.5	16.1	5	0.25	0.36	0.39	2	3	1
EQ	Small Value	PowerShs Fund Pure Small Val	PXSV	6.4	-48.5	02/09	24.5	17.9	18.8	5	0.25	0.34	0.33	2	3	4
EQ	Small Value	VALIC Co I Sm Cap Special Val	VSSVX	6.0	-50.0	02/09	24.1	17.4	18.3	5	0.24	0.33	0.31	2	2	2
EQ	Small Value	Optimum Small-Mid Cap Value A	OASVX	5.6	-53.9	02/09	25.8	18.5	20.5	5	0.21	0.29	0.26	1	2	1
EQ	Small Value	Rydex S&P MdCp 400 Pure Val C	RYMMX	5.1	-61.4	02/09	31.4	22.0	21.7	5	0.15	0.22	0.22	1	1	2
EQ	Small Value	Bridgeway Small-Cap Value	BRSVX	5.0	-55.5	02/09	25.8	18.8	24.4	5	0.18	0.25	0.19	1	5	5
EQ	Small Value	Dunham Small Cap Value C	DCSVX	4.9	-50.7	02/09	23.5	17.5	19.2	5	0.20	0.26	0.24	1	3	2
EQ	Small Value	Rydex S&P SmCp 600 Pure Val C	RYYCX	4.3	-63.1	02/09	38.7	25.0	20.0	5	0.10	0.16	0.20	1	1	2
EQ	Small Value	Perritt Ultra MicroCap	PREOX	3.6	-58.1	02/09	24.7	19.0	24.6	5	0.14	0.18	0.14	1	1	1
EQ	Small Value	PowerShs Zacks Micro Cap	PZI	1.3	-53.4	02/09	27.0	20.3	25.7	5	0.04	0.05	0.04	1	1	4
EQ	Small Value	Birmiwal Oasis	BIRMX	-11.6	-74.9	02/09	44.6	32.7	45.4	5	-0.27	-0.36	-0.26	1	1	1
EQ	Technology	First Trust Dow Jones Int Idx	FDN	14.2	-47.2	11/08	24.5	16.2	17.1	5	0.57	0.86	0.81	5	5	5
EQ	Technology	PowerShs Dynamic Networking	PXQ	12.9	-42.7	02/09	27.9	17.2	16.0	5	0.45	0.73	0.79	5	2	2
EQ	Technology	PowerShs Dynamic Software	PSJ	12.5	-37.3	02/09	20.8	13.3	12.4	5	0.59	0.92	0.98	5	4	5
EQ	Technology	First Tr NASDAQ-100-Tech Idx	QTEC	9.4	-49.1	02/09	26.2	17.6	18.7	5	0.35	0.52	0.48	4	3	3
EQ	Technology	Vanguard Information Tech ETF	VGT	8.3	-45.1	02/09	22.2	15.3	16.2	5	0.36	0.52	0.49	4	4	2
EQ	Technology	Guggen S&P 500 Eq Weight Tech	RYT	7.5	-50.5	02/09	25.6	17.7	19.5	5	0.28	0.41	0.37	3	3	3
EQ	Technology	First Trust Tech AlphaDEX	FXL	6.6	-52.0	02/09	26.6	18.8	21.6	5	0.24	0.34	0.29	2	2	3
EQ	Technology	SPDR S&P Semiconductor	XSD	5.9	-51.2	11/08	30.3	21.0	23.1	5	0.18	0.27	0.24	2	1	2
EQ	Technology	PowerShs Dynamic Technology	PTF	4.9	-46.7	02/09	24.0	17.4	19.7	5	0.19	0.27	0.23	2	3	4
EQ	Technology	PowerShs Dyn Semiconductors	PSI	1.0	-51.0	02/09	29.0	20.7	25.9	5	0.02	0.03	0.03	1	1	2
EQ	Technology	Firsthand Alternative Energy	ALTEX	-16.8	-70.5	11/12	31.0	25.0	44.2	5	-0.55	-0.68	-0.39	1	1	2
EQ	Utilities	Guggen S&P 500 Eq Wt Utilitie	RYU	7.8	-36.7	02/09	14.7	11.0	15.1	4	0.51	0.68	0.50	5	5	5
EQ	Utilities	First Trust Utilities AlpDEX	FXU	7.2	-34.4	02/09	15.1	11.0	11.7	4	0.46	0.63	0.59	5	2	2
EQ	Utilities	ING MFS Utilities Port I	IMUIX	6.8	-45.5	02/09	17.8	13.1	19.4	4	0.37	0.50	0.34	4	3	4
EQ	Utilities	Vanguard Utilities ETF	VPU	5.5	-37.0	02/09	14.2	11.0	17.1	4	0.37	0.48	0.31	4	5	3
EQ	Utilities	PowerShs Dynamic Utilities	PUI	4.4	-33.4	02/09	13.8	10.3	16.1	4	0.30	0.40	0.26	3	2	5
EQ	Utilities	Reaves Select Research Instl	RSRFX	2.9	-50.2	02/09	17.8	13.7	25.1	5	0.15	0.19	0.11	2	2	4
EQ	Utilities	iShs S&P Global Utilities	JXI	-3.3	-42.0	02/09	16.0	12.9	26.8	5	-0.22	-0.28	-0.13	1	1	1
EQ	Utilities	WisdTree Glob ex-US Utilities	DBU	-7.0	-45.4	03/09	20.1	15.9	32.9	5	-0.36	-0.46	-0.22	1	1	1
EQ	World Stock	Oakmark Global Select I	OAKWX	10.2	-40.6	02/09	22.8	15.1	13.2	5	0.43	0.66	0.75	5	3	3
EQ	World Stock	Old Westbury Gl Sm & Mid Cap	OWSMX	9.5	-28.2	02/09	17.0	11.4	11.0	5	0.54	0.81	0.84	5	4	3
EQ	World Stock	Royce Select II Invmt	RSFDM	9.3	-41.4	02/09	24.8	16.9	15.0	5	0.36	0.53	0.60	5	2	2
EQ	World Stock	Artisan Global Value Investor	ARTGX	9.1	-42.3	02/09	19.0	13.3	13.2	4	0.46	0.66	0.67	5	5	5
EQ	World Stock	Oppenheimer Global Value A	GLVAX	8.4	-55.9	02/09	29.8	20.6	19.3	5	0.27	0.40	0.42	5	3	2
EQ	World Stock	Gabelli SRI Green A	SRIAX	8.0	-37.1	02/09	23.2	15.4	16.9	5	0.33	0.51	0.46	5	2	2
EQ	World Stock	Managed Account Global SmCap	MGCSX	5.9	-46.3	02/09	21.4	15.2	18.4	5	0.26	0.37	0.31	5	3	3
EQ	World Stock	Nuveen Tradewinds Val Oppor A	NVOAX	5.5	-39.5	11/08	20.7	14.7	13.7	5	0.25	0.35	0.38	5	2	1
EQ	World Stock	MainStay Epoch Gl Eqty Yld I	EPSYX	5.3	-39.2	02/09	15.7	11.3	15.8	4	0.32	0.45	0.32	5	5	5
EQ	World Stock	JHnk3 Glob Shareholder Yld A	JGYAX	4.6	-37.2	02/09	15.4	10.8	14.4	4	0.28	0.40	0.30	5	5	4
EQ	World Stock	Dreyfus Global Stock A	DGLAX	4.4	-38.3	02/09	17.1	12.3	14.5	5	0.24	0.33	0.29	5	3	2
EQ	World Stock	Twd, Brne Wldwide Hi Div Yld	TBHDH	4.3	-39.2	02/09	15.9	11.5	14.3	5	0.25	0.35	0.28	5	5	4
EQ	World Stock	Royce Glob Sel Long/Sh Invmt	RSTFX	5.3	-44.2	11/08	22.5	16.3	18.7	5	0.22	0.31	0.27	4	2	1
EQ	World Stock	Marsico Global	MGLBX	4.7	-51.1	02/09	22.8	16.2	21.3	5	0.19	0.27	0.21	4	3	2
EQ	World Stock	DFA Global Eqty I	DGEIX	4.6	-51.3	02/09	22.9	16.7	20.1	5	0.19	0.26	0.21	4	3	4

EQ	World Stock	Wintergreen Investor	WGRNX	4.3	-44.0	02/09	17.1	12.5	15.9	5	0.24	0.32	0.25	4	5	4
EQ	World Stock	Nuv Tradewinds Glob All-Cap A	NWGAX	4.2	-36.9	02/09	22.0	15.1	14.6	5	0.18	0.26	0.27	4	1	1
EQ	World Stock	Calamos Global Eqty A	CAGEX	4.2	-51.1	02/09	21.2	15.2	19.7	5	0.19	0.26	0.20	4	4	1
EQ	World Stock	JHVIT Amer Glob Gr Tr Ser II	JAOTX	4.2	-45.4	02/09	20.6	14.8	17.8	5	0.19	0.26	0.22	4	3	4
EQ	World Stock	Royce Global Value Svc	RIVFX	4.2	-50.2	02/09	26.2	19.1	21.7	5	0.15	0.20	0.18	4	2	1
EQ	World Stock	Hartford Global Res HLS IA	HVGAX	4.2	-51.5	02/09	22.7	16.4	20.8	5	0.17	0.24	0.19	4	3	3
EQ	World Stock	Nuveen Global Infra A	FGIAX	3.8	-44.4	02/09	18.7	14.0	18.6	4	0.19	0.25	0.19	4	4	4
EQ	World Stock	GMO World Oppor Eqty Allc III	GWQAX	3.7	-41.3	02/09	17.3	12.8	16.8	4	0.20	0.27	0.20	4	4	5
EQ	World Stock	SEI Instl Mgd Glob Mgd Vol A	SVTAX	3.6	-32.3	02/09	10.8	8.7	15.9	4	0.31	0.38	0.21	4	5	5
EQ	World Stock	Virtus Global Dividend A	PGUAX	3.4	-40.3	02/09	15.9	11.8	17.9	4	0.20	0.27	0.18	4	5	4
EQ	World Stock	Janus Global Research D	JANWX	3.7	-52.0	02/09	23.0	16.8	21.5	5	0.15	0.20	0.16	3	3	2
EQ	World Stock	GuideSt Fds Agrsv Alloc I GS2	GGBYX	3.7	-49.4	02/09	21.0	15.4	20.3	5	0.16	0.22	0.17	3	4	3
EQ	World Stock	Oppenheimer Eqty Inv A	OAAIX	3.3	-49.2	02/09	21.6	15.7	19.3	5	0.14	0.19	0.16	3	2	2
EQ	World Stock	AQR Global Eqty Y	AQGYX	3.2	-51.4	02/09	22.4	16.4	22.0	5	0.13	0.18	0.13	3	3	4
EQ	World Stock	MassMutual Premier Global A	MGFAX	3.0	-48.4	02/09	22.4	16.3	19.5	5	0.12	0.17	0.14	3	2	2
EQ	World Stock	iShs MSCI Kokusai Index	TOK	2.8	-50.3	02/09	21.2	15.6	21.0	5	0.12	0.16	0.12	3	3	4
EQ	World Stock	JPMorgan Global Oppor A	JGFAX	2.8	-51.0	02/09	24.3	17.4	19.7	5	0.10	0.14	0.13	3	1	2
EQ	World Stock	Pax Wld Gl Environmental Ms I	PGINX	2.7	-48.4	02/09	23.4	17.8	20.8	5	0.10	0.14	0.12	3	3	3
EQ	World Stock	MainStay Epoch Glob Choice I	EPACX	2.7	-47.0	02/09	18.8	14.4	21.7	5	0.13	0.17	0.11	3	4	4
EQ	World Stock	William Blair Glob Leaders I	WGFIX	2.6	-54.0	02/09	22.4	17.1	25.0	5	0.10	0.14	0.09	3	4	2
EQ	World Stock	Temp Ins Glob Eqty Ser Adv	TGESX	2.6	-46.0	02/09	19.7	14.5	19.2	5	0.12	0.16	0.12	3	4	5
EQ	World Stock	Mundoval	MUNDX	2.6	-48.7	02/09	21.7	15.8	18.0	5	0.11	0.15	0.13	3	3	3
EQ	World Stock	Hartford Global Research A	HLEAX	2.6	-50.7	02/09	22.4	16.2	20.6	5	0.10	0.14	0.11	3	2	2
EQ	World Stock	First Trust DJ Glob Sel Div	FGD	2.5	-59.4	02/09	25.8	18.4	22.3	5	0.08	0.12	0.10	3	3	3
EQ	World Stock	Thornburg Global Oppor A	THOAX	2.4	-56.9	02/09	25.0	18.5	23.7	5	0.09	0.12	0.09	3	2	3
EQ	World Stock	Nor Glob Sustainability Idx	NSRIX	2.2	-50.4	02/09	21.1	15.6	21.4	5	0.09	0.13	0.09	3	3	4
EQ	World Stock	iShs MSCI ACWI Index	ACWI	2.2	-50.9	02/09	21.5	15.8	21.3	5	0.09	0.12	0.09	3	3	3
EQ	World Stock	Dreyfus Global Eqty Income A	DEQAX	2.2	-49.5	02/09	19.6	15.0	21.7	4	0.10	0.13	0.09	3	5	3
EQ	World Stock	ING DFA World Eqty Port I	IFPIX	2.2	-55.4	02/09	23.3	17.4	23.9	5	0.08	0.11	0.08	3	3	3
EQ	World Stock	BlackRock Long-Hrz Eqty Inv A	MDEGX	1.7	-44.5	02/09	19.0	13.8	19.0	5	0.08	0.10	0.08	3	2	2
EQ	World Stock	Cohen & Steers Global Infra A	CSUAX	1.5	-45.1	02/09	17.3	13.2	21.7	4	0.07	0.09	0.06	2	5	5
EQ	World Stock	GMO Developed World Stock III	GDWTX	1.3	-48.6	02/09	20.3	15.1	21.7	5	0.05	0.07	0.05	2	3	4
EQ	World Stock	Henderson Global Eqty Inc A	HFQAX	1.3	-38.8	02/09	16.9	12.5	16.0	4	0.06	0.08	0.06	2	3	3
EQ	World Stock	JHVIT Amer Gl Sm Cp Tr Ser II	JASTX	1.2	-56.0	02/09	24.3	18.8	24.8	5	0.04	0.05	0.04	2	2	3
EQ	World Stock	Vista Capital Appreciation A	VRMAX	1.0	-48.2	02/09	21.9	15.5	19.3	5	0.03	0.05	0.04	2	2	2
EQ	World Stock	MH Elite Select Port of Funds	MHESX	1.0	-40.0	02/09	17.4	13.0	17.4	5	0.04	0.05	0.04	2	2	3
EQ	World Stock	Russell Global Eqty A	RGEAX	0.8	-51.7	02/09	22.5	16.8	22.8	5	0.02	0.03	0.02	2	2	2
EQ	World Stock	Eaton V Tx-Mgd Glob Div Inc A	EADIX	0.6	-44.4	02/09	16.9	12.7	19.3	4	0.02	0.03	0.02	2	3	2
EQ	World Stock	BlackRock Global Oppor Inv A	BROAX	0.5	-48.9	02/09	21.9	15.9	20.8	5	0.01	0.01	0.01	2	2	2
EQ	World Stock	Guggen S&P Glob Div Opps Idx	LVL	0.2	-59.1	02/09	27.2	20.1	24.0	5	0.00	-0.01	0.00	2	2	2
EQ	World Stock	Henderson World Select A	HFPAX	0.1	-49.3	02/09	21.2	15.8	22.4	5	-0.01	-0.01	-0.01	2	2	1
EQ	World Stock	JHancock Global Oppor A	JGPAX	-0.1	-57.9	02/09	29.6	20.5	26.0	5	-0.01	-0.02	-0.02	2	1	1
EQ	World Stock	Davis Global A	DGFAX	-0.2	-55.6	02/09	24.2	18.0	24.2	5	-0.02	-0.03	-0.02	2	2	2
EQ	World Stock	Pioneer Global Eqty A	GLOSX	-0.3	-48.5	02/09	20.6	15.2	23.1	5	-0.03	-0.04	-0.02	2	2	3
EQ	World Stock	ING WisdTr Gl H/Y Eq I Pt Adv	IGHAX	-0.5	-54.0	02/09	22.9	17.2	24.4	5	-0.03	-0.04	-0.03	2	2	3
EQ	World Stock	WisdomTree Global Eqty Income	DEW	-0.5	-55.0	02/09	23.2	17.6	25.8	5	-0.03	-0.05	-0.03	2	2	3
EQ	World Stock	Artio Select Oppor A	BJGQX	-0.7	-49.0	02/09	21.5	16.0	22.0	5	-0.05	-0.06	-0.04	1	1	1
EQ	World Stock	ING Global Eqty Dividend A	IAGEX	-1.0	-51.3	02/09	20.3	15.6	23.2	5	-0.07	-0.09	-0.06	1	2	2
EQ	World Stock	T. Rowe Price Instl Glob Eqty	TRGSX	-1.5	-59.4	02/09	26.4	20.7	33.2	5	-0.07	-0.09	-0.05	1	2	2

EQ	World Stock	Eaton Vance Global Div Inc A	EDIAX	-1.7	-44.8	02/09	17.4	13.4	25.1	5	-0.11	-0.15	-0.08	1	2	2
EQ	World Stock	Forward Global Infra A	KGIAX	-1.9	-51.1	02/09	22.7	16.9	26.0	5	-0.10	-0.13	-0.08	1	2	1
EQ	World Stock	Alger China US Growth A	CHUSX	-2.1	-56.0	02/09	26.5	19.6	25.5	5	-0.09	-0.12	-0.09	1	1	1
EQ	World Stock	Harbor Global Value Inst	HAGVX	-2.3	-60.3	02/09	28.3	20.6	29.0	5	-0.09	-0.13	-0.09	1	1	2
EQ	World Stock	Dir Evolution Mkt Leaders Inv	PEVSX	-2.3	-47.5	02/09	18.8	15.8	27.7	5	-0.14	-0.17	-0.09	1	2	2
EQ	World Stock	Payden Global Eqty	PYGEX	-3.8	-59.5	02/09	24.4	19.7	34.6	5	-0.17	-0.21	-0.12	1	2	2
EQ	World Stock	Encompass	ENCPX	-3.9	-60.4	11/08	36.0	26.1	30.3	5	-0.11	-0.16	-0.14	1	1	1
EQ	World Stock	ING Global Oppor A	IAFAX	-4.6	-55.1	02/09	24.0	18.3	31.8	5	-0.21	-0.27	-0.15	1	1	1
EQ	World Stock	Aberdeen Global Natural Res A	GGNAX	-5.2	-60.1	02/09	28.0	21.5	37.4	5	-0.20	-0.26	-0.15	1	1	1
EQ	Large Blend	Index	SP500	5.8	-46.4	02/09	18.9	13.8	18.0	4	0.29	0.40	0.31	4	4	4
		Index	TBill	0.3	0.0	04/08	0.1	0.0	0.0	1	0.00					


Oldest share class only, excludes money mkt, bear, trading, vol, and spl commod funds. Based on monthly total returns from Morningstar database in Steele Mutual Fund Expert.

MFO Fund Ratings

3-Year Funds

(Through 1st Quarter 2013)

Risk Group	Risk Temperment	Risk versus Market	Return Group	Return Percentile Rank
1	Very Conservative	0 - 20%	5	80 - 100
2	Conservative	20 - 50%	4	60 - 80
3	Moderate	50 - 75%	3	40 - 60
4	Aggressive	75 - 125%	2	20 - 40
5	Very Aggressive	Above 125%	1	0 - 20



MFO 3-Year Aspiring Great Owl Funds...Top Return Group Past 3 and 1-Year Periods

Type	Category	Name	Symbol	APR	MAXDD	Date	STDEV	DSDEV	Ulcer Index	Risk Group	Sharpe Ratio	Sortino Ratio	Martin Ratio	Return Group	
														3Y	1Y
FI	Infl-Prot Bond	Fidelity Ser Inf-Prctc Bd Idx	FSIPX	6.0	-1.5	12/10	2.8	0.9	0.4	1	2.13	6.71	16.27	5	5
FI	Long Gov	PIMCO 7-15 Yr US Treas Idx E	TENZ	8.8	-5.1	03/11	6.1	2.8	1.9	2	1.43	3.15	4.52	5	5
FI	Multisec Bond	BlkRk Secd Credit Port Inv A	BMSAX	6.1	-1.2	12/10	2.3	0.8	0.3	1	2.57	7.57	17.51	5	5
FI	Muni Nat Int	WF Adv Core Builder Ser M	WFCMX	10.1	-2.9	01/11	3.5	1.2	0.7	2	2.83	8	13.80	5	5
FI	Muni Nat Sh	BMO Ultra Short Tax-Free I	MUISX	1.6	0.0	04/10	0.3	0.0	0.0	1	5.27	2581		5	5
AA	Conserv Alloc	Nuveen NWQ Flexible Income A	NWQAX	9.7	-4.2	09/11	5.3	2.6	1.1	2	1.80	3.72	8.53	5	5
AA	Retire Income	Harbor Target Ret Inc Instl	HARAX	7.4	-5.3	09/11	4.9	2.8	1.2	2	1.49	2.64	6.20	5	5
AA	Target '21-25	TIAA-CREF Lifecyc I 2025 Ins	TLQIX	9.4	-13.1	09/11	11.6	7.0	4.0	4	0.81	1.33	2.32	5	5
AA	Target '21-25	Harbor Target Ret 2025 Instl	HARMX	8.6	-12.6	09/11	10.0	6.2	3.6	3	0.85	1.37	2.36	5	5
AA	Target '21-25	Great-West Lifetime 2025 I T	MXALX	8.4	-11.4	09/11	9.8	6.0	3.3	3	0.85	1.38	2.50	5	5
AA	Target '31-35	TIAA-CREF Lifecyc I 2035 Ins	TLYIX	10.1	-16.8	09/11	14.3	8.9	5.4	4	0.70	1.13	1.87	5	5
AA	Target '31-35	Great-West Lifetime 2035 I T	MXGLX	9.2	-15.6	09/11	12.8	8.1	4.8	4	0.71	1.13	1.89	5	5
AA	Target '41-45	TIAA-CREF Lifecyc I 2045 Ins	TLXIX	10.3	-17.1	09/11	14.6	9.1	5.5	4	0.70	1.13	1.87	5	5
EQ	China Region	Matthews China Dividend Inv	MCDFX	9.8	-19.6	09/11	15.0	10.5	6.8	5	0.65	0.93	1.42	5	5
EQ	Commod Brd	Harbor Com Real Ret ST Instl	HACMX	7.3	-22.0	05/12	18.7	13.1	11.1	5	0.39	0.55	0.65	5	5
EQ	Commun	Putnam GI Telecommunication A	PGBZX	16.1	-13.6	09/11	14.0	6.9	4.6	4	1.14	2.32	3.51	5	5
EQ	Currency	WisdomTree Chinese Yuan	CYB	2.0	-2.0	09/11	2.8	1.8	0.7	2	0.67	1.05	2.62	5	5
EQ	Divers EMs	Driehaus EMs Sm Cap Gr	DRESX	12.7	-20.4	12/11	15.7	10.7	8.4	5	0.80	1.17	1.50	5	5
EQ	Divers EMs	iShs S&P EMs Infra	EMIF	7.9	-27.0	09/11	20.7	13.3	8.7	5	0.38	0.58	0.89	5	5
EQ	Divers EMs	WisdomTree Middle East Div	GULF	5.9	-11.4	06/12	13.1	8.3	6.5	5	0.44	0.70	0.89	5	5
EQ	Equity Energy	JPMorgan Aler MLP Index ETN	AMJ	20.2	-10.7	09/11	15.6	7.8	3.6	5	1.29	2.56	5.61	5	5
EQ	Equity Energy	Oppen SteelPath MLP Alpha A	MLPAX	10.6	-6.3	05/12	8.8	4.1	2.2	4	1.19	2.53	4.81	5	5
EQ	Europe Stock	Virtus Greater Eur Oppor A	VGEAX	10.1	-15.4	09/11	15.4	9.7	4.7	5	0.65	1.04	2.12	5	5
EQ	Foreign Lg Bld	Schwab Inter Core Eqty	SICNX	8.1	-21.3	09/11	18.8	12.8	9.3	5	0.42	0.62	0.86	5	5
EQ	Foreign Lg Grw	Fidelity Series Inter Grth	FIGSX	9.6	-22.3	09/11	18.3	11.8	8.2	5	0.52	0.81	1.16	5	5
EQ	Foreign Lg Val	Twd, Brne GI Val II Ccy Unhgd	TBCUX	10.0	-14.0	09/11	13.5	8.9	5.2	5	0.73	1.12	1.90	5	5
EQ	Foreign S/M Bl	Laz Glob Listed Inf Port Ins	GLIFX	10.5	-10.8	09/11	10.0	5.7	4.4	4	1.04	1.83	2.33	5	5
EQ	Global Real Est	DFA Global Real Est Sec I	DFGEX	16.4	-17.7	09/11	16.4	9.8	4.9	4	1.00	1.66	3.32	5	5
EQ	Large Blend	ALPS Equal Sector Weight ETF	EQL	12.8	-15.9	09/11	14.6	8.8	5.0	4	0.87	1	2.55	5	5
EQ	Large Blend	Inst Advisors LargeCap	IALFX	12.0	-12.3	09/11	12.9	7.3	4.4	4	0.92	1.62	2.69	5	5
EQ	Large Blend	The Cook & Bynum Fund	COBYX	11.7	-9.0	06/10	8.6	5.0	2.5	3	1.35	2.33	4.61	5	5
EQ	Large Blend	Jacob Wisdom	JWSFX	11.3	-9.8	09/11	10.7	6.1	3.0	4	1.04	1.83	3.78	5	5
EQ	Large Growth	Vulcan Value Partners	VVPLX	14.3	-13.6	09/11	14.9	8.6	4.6	4	0.96	1.65	3.07	5	5
EQ	Mid-Cap Grw	Akre Focus Inst	AKRIX	18.2	-7.5	08/10	11.2	5.4	2.7	4	1.62	3.33	6.68	5	5
EQ	Mngd Futures	AQR Managed Futures Strat I	AQMIX	1.8	-9.8	10/11	8.7	5.6	5.6	5	0.20	0.31	0.31	5	5
EQ	Multialtern	Nuveen Tac Market Oppor I	FGTYX	4.8	-1.4	05/10	2.4	1.0	0.3	1	1.93	4.82	15.44	5	5

EQ	Natural Res	Calvert Global Water A	CFWAX	9.1	-19.0	09/11	17.1	11.0	7.0	5	0.53	0.82	1.30	5	5
EQ	Real Estate	Lazard U.S. Realty Inc Open	LRIOX	16.8	-12.6	09/11	10.9	6.2	3.3	3	1.53	2.70	5.01	5	5
EQ	Small Blend	Vulcan Val Partners Small Cap	VVPSX	19.0	-21.3	09/11	16.6	9.6	6.5	4	1.14	1.97	2.92	5	5
EQ	Small Blend	Brown Advy Sm-Cp Fund Val Inv	BIAUX	18.4	-20.6	09/11	17.7	10.8	6.9	5	1.04	1.69	2.64	5	5
EQ	Small Blend	Keeley Small Cap Div Value A	KSDVX	15.8	-19.5	09/11	16.6	9.6	5.5	4	0.94	1.63	2.88	5	5
EQ	World Stock	Artisan Global Eqty Inv	ARTHX	16.0	-20.0	09/11	18.2	11.2	6.4	5	0.88	1.42	2.50	5	5
EQ	World Stock	DWS RREEF Global Infra A	TOLLX	15.0	-8.8	05/10	11.2	6.6	2.3	4	1.33	2.25	6.48	5	5
EQ	World Stock	Alpine Global Infra Instl	AIFRX	14.5	-20.7	09/11	16.8	10.6	7.2	5	0.86	1.36	1.99	5	5

Type	Category	Name	Symbol	APR	MAXDD	Date	STDEV	DSDEV	Ulcer	Risk	Sharpe	Sortino	Martin	Return Group	
														Index	Group
FI	Bank Loan	RS Floating Rate A	RSFLX	5.3	-5.0	08/11	4.5	3.3	1.4	2	1.15	1.60	3.81	2	2
FI	Bank Loan	Neub Berm Floating Rate Inc A	NFIAX	4.5	-4.8	08/11	4.5	3.2	1.3	2	0.97	1.39	3.40	2	1
FI	EMs Bond	PIMCO EMs Corp Bd Instl	PEMIX	8.1	-7.1	09/11	6.4	4.1	1.8	2	1.26	1.97	4.51	3	5
FI	EMs Bond	JHancock2 Emerging Mrkts Db A	JMKAX	7.6	-10.4	09/11	8.0	5.3	2.6	3	0.93	1.41	2.86	2	4
FI	EMs Bond	Dreyfus Em Mkt Db Loc Curr A	DDBAX	4.6	-11.5	09/11	13.1	9.4	4.0	5	0.35	0.48	1.12	1	1
FI	High Yld Bond	Legg Mason BW Glob Hi Yld IS	LMZIX	14.1	-6.0	09/11	7.2	3.7	1.5	3	1.93	3.80	9.41	5	2
FI	High Yld Bond	JHancock3 Core High Yield A	JYIAX	11.5	-6.0	09/11	6.0	3.3	1.5	2	1.92	3.46	7.65	5	4
FI	High Yld Bond	Mann & Nap High Yield Bond S	MNHYX	10.6	-5.2	09/11	5.9	3.3	1.3	2	1.77	3.19	7.95	5	3
FI	High Yld Bond	Rainier High Yield Inst	RAIHX	10.6	-5.2	09/11	5.9	3.1	1.3	2	1.78	3.33	8.37	5	3
FI	High Yld Bond	PNC High Yield Bond A	PAHBX	8.7	-5.4	09/11	6.2	3.3	1.3	2	1.41	2.60	6.50	4	4
FI	High Yld Bond	CNI Charter Fixed Inc Opps N	RIMOX	7.8	-4.6	09/11	4.5	2.7	1.2	2	1.70	2.80	6.15	4	5
FI	High Yld Bond	Hotchkis & Wiley High Yield I	HWHIX	11.8	-8.9	09/11	7.9	4.7	2.2	3	1.48	2.51	5.25	3	5
FI	High Yld Bond	Northern Multi-Mgr Hi Yld Opp	NMHYX	10.1	-8.8	09/11	7.5	4.6	2.3	3	1.32	2.15	4.26	2	3
FI	High Yld Bond	Third Avenue Foc Credit Instl	TFCIX	10.1	-13.4	09/11	9.3	6.0	4.2	4	1.07	1.67	2.42	1	4
FI	High Yld Bond	Fairholme Foc Income	FOCIX	6.4	-12.1	09/11	9.7	6.1	3.9	5	0.65	1.02	1.61	1	1
FI	High Yld Bond	Catalyst/SMH High Income A	HIIFX	6.2	-9.5	09/11	8.0	4.8	2.7	3	0.76	1.26	2.24	1	1
FI	Infl-Prot Bond	Fidelity Ser Inf-Prct Bd Idx	FSIPX	6.0	-1.5	12/10	2.8	0.9	0.4	1	2.13	6.71	16.27	5	5
FI	Infl-Prot Bond	AllianceBern Bond Inf Strat A	ABNAX	4.8	-1.7	09/11	3.1	1.2	0.5	2	1.51	3.87	9.48	5	2
FI	Infl-Prot Bond	JPMorgan Inf Managed Bond A	JIMAX	3.6	-1.6	09/11	2.5	1.0	0.4	1	1.38	3.54	8.33	4	1
FI	Infl-Prot Bond	PIMCO 1-5 Yr US TIPS Idx ETF	STPZ	3.4	-1.6	09/11	2.2	0.9	0.4	1	1.49	3.56	8.35	4	3
FI	Infl-Prot Bond	PIMCO Broad U.S. TIPS Idx ETF	TIPZ	8.6	-3.4	12/10	4.5	1.7	1.1	2	1.90	4.86	7.80	3	4
FI	Infl-Prot Bond	GuideSt Fds Inflat Prtctd Bd	GIPZX	7.5	-3.5	01/11	4.0	1.7	1.1	2	1.84	4.48	6.92	3	3
FI	Infl-Prot Bond	SEI Instl Mgd Real Return A	SRAAX	3.3	-1.6	09/11	2.1	0.9	0.4	1	1.50	3.57	7.82	3	3
FI	Infl-Prot Bond	PIMCO 15+ Yr US TIPS Idx ETF	LTPZ	14.2	-9.3	01/11	9.3	4.3	3.0	4	1.51	3.31	4.69	1	3
FI	Infl-Prot Bond	Eaton V Short Tm Real Ret A	EARRX	3.4	-2.2	09/11	2.7	1.6	0.7	1	1.19	1.98	4.80	1	1
FI	Interm Gov	Vang Int-Tm Govt Bd Idx ETF	VGIT	6.0	-3.4	03/11	3.6	1.7	1.2	2	1.63	3.47	5.09	2	4
FI	Interm Gov	PIMCO 3-7 Year US Treas Idx E	FIVZ	5.2	-3.1	03/11	3.1	1.5	1.0	2	1.64	3.39	4.94	2	4
FI	Interm Gov	Thrivent Government Bond A	TBFAX	4.4	-2.8	02/11	3.2	1.5	1.0	2	1.37	2.84	4.17	2	2
FI	Interm Gov	iShs Barclays Agency Bond	AGZ	3.2	-1.4	12/10	1.6	0.7	0.5	1	1.93	4.47	6.77	2	4
FI	Int-Tm Bond	BMO TCH Corporate Income I	MCIIX	9.3	-2.1	11/11	4.1	1.7	0.6	2	2.26	5.41	16.46	4	3
FI	Int-Tm Bond	BMO TCH Core Plus Bond I	MCBIX	8.5	-1.4	11/11	3.3	1.2	0.4	2	2.58	7.00	19.63	4	3
FI	Int-Tm Bond	SEI Instl Mgd US Fixed Inc A	SUFAX	6.3	-1.4	12/10	2.2	0.8	0.4	1	2.80	8.10	16.34	4	2
FI	Int-Tm Bond	JPMorgan Tot Return A	JMTAX	6.2	-1.3	12/10	2.4	0.7	0.3	1	2.51	8.29	19.07	4	4
FI	Int-Tm Bond	Fidelity Ser Invest Grade Bd	FSIGX	6.1	-1.6	12/10	2.4	0.9	0.5	2	2.47	6.96	12.32	3	2
FI	Int-Tm Bond	JHVIT Bond NAV	JBNNX	5.6	-1.5	12/10	2.3	0.9	0.4	1	2.36	5.89	12.66	3	3
FI	Int-Tm Bond	SPDR Bar Cap Mort Backed Bd	MBG	4.1	-1.0	01/13	1.9	0.6	0.3	2	2.16	6.81	12.83	3	2
FI	Int-Tm Bond	Vang Mort-Backed Sec Idx ETF	VMBS	4.0	-0.9	01/13	1.7	0.5	0.3	1	2.33	7.93	14.59	3	2

FI	Int-Tm Bond	Vanguard Int-Tm Cp Bd Idx ETF	VCIT	9.2	-2.5	12/10	4.4	1.9	0.8	2	2.04	4.69	11.20	2	3
FI	Int-Tm Bond	SPDR Bar Cap Int Tm Corp Bnd	ITR	6.5	-2.0	12/10	3.2	1.4	0.6	2	2.02	4.57	10.55	2	3
FI	Int-Tm Bond	Colum Core Bond ETF	GMTB	5.9	-1.9	12/10	2.5	1.0	0.6	1	2.35	6.02	10.30	2	2
FI	Int-Tm Bond	Epiphany FFV Strat Income N	EPINX	5.4	-2.1	09/11	2.7	1.4	0.5	1	1.96	3.88	10.40	2	2
FI	Int-Tm Bond	Vang Tot Bd Mkt II Idx Inv	VTBIX	5.4	-1.7	12/10	2.5	1.0	0.6	1	2.11	5.55	9.47	2	2
FI	Int-Tm Bond	TIAA-CREF Bond Index Inst	TBIIX	5.4	-1.7	12/10	2.4	0.9	0.6	1	2.18	5.60	9.27	2	2
FI	Int-Tm Bond	Principal Bd Market Idx Instl	PNIIX	5.2	-1.7	12/10	2.4	0.9	0.6	1	2.07	5.34	8.72	2	2
FI	Int-Tm Bond	American Funds Bond HLS IB	HVBBX	5.0	-1.9	12/10	2.3	1.0	0.6	1	2.08	4.73	8.01	2	2
FI	Int-Tm Bond	Invesco Core Plus Bond A	ACPSX	4.3	-1.5	12/10	2.5	0.9	0.4	1	1.70	4.81	10.04	2	2
FI	Int-Tm Bond	Principal Core Plus Bd I Inst	PCBZX	5.9	-2.4	12/10	3.1	1.6	0.9	2	1.84	3.56	6.38	1	3
FI	Int-Tm Bond	ISM Dynamic Tot Return Inst	FMTRX	3.8	-2.3	11/11	2.0	1.2	0.7	1	1.89	3.20	5.22	1	3
FI	Int-Tm Bond	Eagle Investment Grade Bond A	EGBAX	2.9	-2.2	12/10	2.3	1.1	0.7	1	1.25	2.63	3.90	1	2
FI	Long Gov	PIMCO 7-15 Yr US Treas Idx E	TENZ	8.8	-5.1	03/11	6.1	2.8	1.9	2	1.43	3.15	4.52	5	5
FI	Long Gov	Frost Kemp Treas and Inc Ins	FIKTX	6.3	-3.8	01/11	3.8	1.6	1.2	2	1.61	3.78	5.31	5	4
FI	Long Gov	PIMCO 25+ Yr Z Cpn US Tr I E	ZROZ	20.5	-25.6	01/11	27.6	12.1	11.8	5	0.74	1.69	1.73	1	1
FI	Long-Tm Bond	PIMCO Long-Term Credit Inst	PTCIX	14.9	-3.1	01/11	6.8	2.9	1.1	3	2.17	5.06	13.14	5	4
FI	Long-Tm Bond	Payden Corporate Bond	PYACX	8.2	-2.7	11/11	4.8	2.3	0.9	2	1.70	3.50	9.02	4	4
FI	Long-Tm Bond	PowerShs Build America Bond	BAB	12.7	-5.5	12/10	6.2	2.2	1.8	2	2.03	5.67	7.16	3	3
FI	Long-Tm Bond	iShs 10+ Year Credit Bond	CLY	11.5	-4.2	01/11	7.4	3.3	1.7	4	1.54	3.42	6.63	3	2
FI	Long-Tm Bond	Spirit of America Income A	SOAIX	9.0	-4.2	12/10	4.3	1.7	1.2	2	2.09	5.38	7.23	3	5
FI	Long-Tm Bond	Vanguard Long-Tm Cp Bd Idx I	VLCIX	12.0	-4.9	01/11	8.3	3.8	2.0	4	1.44	3.12	6.11	2	2
FI	Long-Tm Bond	SPDR Bar Cap Long CorpTm Bd	LWC	10.9	-4.6	01/11	7.9	3.8	1.9	4	1.37	2.85	5.72	2	2
FI	Long-Tm Bond	SPDR Wells Far Pref Stock	PSK	8.1	-5.6	09/11	6.4	3.4	1.6	2	1.25	2.37	4.88	2	3
FI	Long-Tm Bond	iShs Core Long-Tm US Bond ETF	ILTB	11.9	-7.4	01/11	8.4	3.5	2.7	4	1.41	3.37	4.29	1	2
FI	Long-Tm Bond	Eaton V Build America Bonds A	EBABX	10.7	-8.8	01/11	7.5	3.0	3.0	3	1.42	3.59	3.50	1	2
FI	Multisec Bond	RS Strategic Income Y	RSRYX	7.2	-1.7	09/11	3.0	1.3	0.5	1	2.38	5.65	15.12	5	3
FI	Multisec Bond	BlkRk Secd Credit Port Inv A	BMSAX	6.1	-1.2	12/10	2.3	0.8	0.3	1	2.57	7.57	17.51	5	5
FI	Multisec Bond	AdvisorOne Flexible Income N	CLFLX	5.2	-1.2	12/10	2.6	1.2	0.4	1	2.00	4.38	12.06	5	2
FI	Multisec Bond	GMO Asset Allocation Bond VI	GABFX	3.2	-0.6	12/10	1.9	0.5	0.1	1	1.66	6.84	22.99	5	2
FI	Multisec Bond	T. Rowe Price Strat Inc Adv	PRSAX	6.7	-4.1	09/11	4.2	2.3	0.9	2	1.58	2.87	7.09	3	2
FI	Multisec Bond	JHancock2 Global High Yield A	JYGAX	7.7	-7.1	09/11	7.0	4.2	1.7	2	1.08	1.80	4.59	2	2
FI	Multisec Bond	Payden/Kravitz Cash Bal Pn In	PKBIX	3.4	-3.6	09/11	2.9	1.9	1.0	2	1.14	1.70	3.20	2	3
FI	Multisec Bond	BTS Bond Asset Allocation A	BTSAX	2.3	-5.7	11/11	4.7	3.1	2.4	3	0.48	0.72	0.94	1	2
FI	Muni High Yld	MainStay High Yield Muni Bd A	MMHAX	10.1	-6.9	01/11	4.9	2.5	2.1	2	2.06	3.96	4.68	5	3
FI	Muni High Yld	Mrk Vect High-Yield Muni ETF	HYD	9.0	-6.8	01/11	4.7	2.6	2.4	2	1.91	3.39	3.74	4	4
FI	Muni High Yld	Thornburg Strat Muni Inc A	TSSAX	7.1	-6.7	01/11	4.7	2.6	2.1	2	1.51	2.72	3.29	3	2
FI	Muni High Yld	AllianceBern High Inc Muni A	ABTHX	9.8	-9.5	01/11	6.2	3.7	3.3	3	1.57	2.63	2.93	2	3
FI	Muni High Yld	RS High Inc Municipal Bond A	RSHMX	6.4	-7.4	01/11	4.8	3.0	2.6	2	1.31	2.10	2.46	1	2
FI	Muni Nat Int	WF Adv Core Builder Ser M	WFCMX	10.1	-2.9	01/11	3.5	1.2	0.7	2	2.83	8.33	13.80	5	5
FI	Muni Nat Int	Mgrs AMG GW&K Muni Bd Instl	GWMIX	7.3	-4.7	01/11	4.4	2.0	1.5	2	1.65	3.66	4.92	5	3
FI	Muni Nat Int	EV TxAdvgt Bd St IntTrm A	EITAX	6.6	-3.6	12/10	4.3	1.8	1.1	2	1.53	3.60	5.77	5	2
FI	Muni Nat Int	Colum Inter Muni Bond ETF	GMMB	5.9	-3.7	01/11	3.5	1.7	1.2	2	1.67	3.50	4.91	5	3
FI	Muni Nat Int	BNY Mel Municipal Oppor Inv	MOTIX	7.5	-5.0	01/11	4.6	2.3	1.6	2	1.61	3.28	4.49	4	3
FI	Muni Nat Int	iShs 2017 S&P AMT-Fr Muni Ser	MUAF	5.3	-4.2	01/11	3.6	1.7	1.3	2	1.46	3.07	4.10	4	4
FI	Muni Nat Int	PIMCO Inter Muni Bond ETF	MUNI	5.3	-3.4	01/11	3.2	1.6	1.1	2	1.62	3.33	4.54	4	3
FI	Muni Nat Int	PIMCO Tax Mgd Real Return A	PTXAX	2.9	-2.1	09/11	3.1	1.5	0.8	2	0.91	1.87	3.66	3	1
FI	Muni Nat Int	Mrk Vect Pre-Refunded Muni E	PRB	2.0	-2.0	01/11	1.8	1.0	0.7	2	1.09	1.95	2.78	2	2
FI	Muni Nat Lg	Eaton V Tx-Adv Bd St Lg Trm A	EALTX	8.2	-5.1	01/11	5.5	2.4	1.6	3	1.48	3.39	5.09	5	2

FI	Muni Nat Sh	BMO Ultra Short Tax-Free I	MUISX	1.6	0.0	04/10	0.3	0.0	0.0	1	5.27	2581		5	5
FI	Muni Nat Sh	SPDR Nuveen S&P VRDO Muni Bd	VRD	0.5	0.0	04/10	0.1	0.0	0.0	1	3.96	82.68		5	3
FI	Muni Nat Sh	Lord Abbett Sh Dur Tax Free A	LSDEX	1.8	-0.7	12/10	1.0	0.4	0.2	1	1.68	3.93	8.03	3	2
FI	Muni Nat Sh	iShs 2016 S&P AMT-Fr Muni Ser	MUAE	4.4	-3.3	01/11	2.8	1.4	1.0	1	1.51	3.17	4.32	2	3
FI	Muni Nat Sh	AlliBern Muni Bd Infl Strat A	AUNAX	3.2	-1.3	12/10	2.6	1.1	0.5	2	1.17	2.70	5.74	2	2
FI	Muni Nat Sh	iShs 2015 S&P AMT-Fr Muni Ser	MUAD	3.1	-2.7	01/11	2.1	1.0	0.8	1	1.47	2.90	3.70	2	4
FI	Muni Nat Sh	iShs 2014 S&P AMT-Fr Muni Ser	MUAC	2.1	-2.1	01/11	1.5	0.7	0.7	1	1.36	2.73	3.01	2	5
FI	Muni Nat Sh	iS S&P S/T Natl AMT-Fr Muni	SUB	1.7	-1.0	12/10	0.9	0.5	0.3	1	1.73	3.38	4.97	2	3
FI	Muni Nat Sh	PIMCO Short Tm Muni Bond ETF	SMMU	1.5	-0.8	12/10	0.7	0.4	0.3	1	1.92	3.99	5.42	2	3
FI	Muni Nat Sh	iShs 2013 S&P AMT-Fr Muni Ser	MUAB	1.3	-1.2	12/10	0.9	0.4	0.4	1	1.34	2.81	3.31	2	2
FI	Muni Nat Sh	Amer Fds Shrt-Tm Tx-Ex Bd A	ASTEX	1.2	-1.1	01/11	1.0	0.5	0.3	1	1.09	2.33	3.20	2	1
FI	Muni NY Long	American Cent NY Tax-Free A	ANYAX	3.9	-5.9	01/11	4.0	2.2	1.9	2	0.97	1.74	1.99	1	1
FI	Nontrad Bond	PIMCO Unconstrained Bond A	PUBAX	2.7	-1.8	11/11	2.1	0.9	0.7	1	1.24	2.85	3.84	3	4
FI	Nontrad Bond	Fwd Credit Anl Lg/Sh Insl	FLSIX	7.1	-7.6	01/11	6.2	3.5	2.9	3	1.13	2.03	2.46	2	2
FI	Nontrad Bond	JHancock2 Multi Sector Bond A	JMBAX	3.6	-5.0	09/11	4.3	2.7	1.4	2	0.82	1.29	2.50	2	2
FI	Nontrad Bond	JPMorgan Strat Income Opps A	JSOAX	2.9	-5.1	09/11	3.3	2.0	1.4	2	0.86	1.39	2.07	2	2
FI	Nontrad Bond	Delaware Divr Floating Rate A	DDFAX	1.8	-2.6	09/11	2.2	1.5	0.9	1	0.79	1.13	1.97	2	2
FI	Nontrad Bond	Putnam Absolute Return 300 A	PTRNX	1.6	-6.7	12/11	3.0	2.1	3.0	3	0.51	0.72	0.51	2	2
FI	Nontrad Bond	PIMCO Uncon Tax Mgd Bd A	ATMAX	1.3	-3.2	10/11	2.5	1.4	1.1	2	0.50	0.91	1.14	2	2
FI	Nontrad Bond	Putnam Absolute Return 100 A	PARTX	0.5	-3.2	12/11	1.3	1.0	1.4	2	0.30	0.41	0.28	2	2
FI	Short Gov	Calvert Government A	CGVAX	3.6	-0.9	01/13	2.1	0.7	0.3	1	1.65	5.32	12.10	4	2
FI	Short Gov	JHVIT Sh Tm Gv Inc Tr Ser NAV	JSTDX	2.2	-1.0	12/10	1.2	0.5	0.3	1	1.83	4.24	7.07	3	3
FI	Short Gov	JHFunds2 Short Tm Gov Inc NAV	JSTNX	2.0	-1.0	12/10	1.1	0.5	0.3	1	1.81	3.99	6.09	3	4
FI	Short Gov	Vang Sh-Tm Govt Bd Idx ETF	VGSH	1.2	-0.4	03/11	0.6	0.2	0.1	1	1.74	4.52	8.05	3	5
FI	Short Gov	PIMCO 1-3 Yr US Treas Idx ETF	TUZ	1.2	-0.4	03/11	0.6	0.2	0.1	1	1.74	4.79	8.52	3	4
FI	Short Gov	GMO US Treasury	GUSTX	0.1	0.0	05/11	0.1	0.0	0.0	1	0.17	0.28	1.11	1	3
FI	Short-Tm Bd	Vanguard Sh-Tm Corp Bd Idx I	VSTBX	4.4	-1.3	09/11	2.2	1.0	0.4	1	1.97	4.31	10.35	3	2
FI	Short-Tm Bd	DFA Short-Term Ext Quality I	DFEQX	3.4	-1.3	12/10	1.6	0.7	0.4	1	2.11	4.78	9.44	3	2
FI	Short-Tm Bd	SPDR Bar Cap Sh Tm Corp Bd	SCPB	2.7	-0.9	09/11	1.3	0.6	0.2	1	1.98	4.42	10.35	3	2
FI	Ultrashort Bd	William Blair Low Duration I	WBLIX	2.0	-0.4	12/10	0.8	0.2	0.1	1	2.52	8.40	23.20	4	2
FI	Ultrashort Bd	Northern Tax-Advd U/S Fxd Inc	NTAUX	1.2	-0.2	09/11	0.4	0.1	0.1	1	2.93	7.66	18.13	4	2
FI	Ultrashort Bd	Northern Ult-Short Fixed Inc	NUSFX	1.5	-0.5	09/11	0.7	0.3	0.1	1	2.20	5.45	10.51	3	4
FI	Ultrashort Bd	PIMCO Enh Short Maturity ETF	MINT	1.5	-0.7	09/11	0.6	0.3	0.2	1	2.24	4.51	7.22	2	5
FI	World Bond	LM BW Inter Opps Bd IS	LMOTX	7.6	-4.8	11/10	7.8	5.0	2.0	3	0.95	1.49	3.68	3	3
FI	World Bond	PIMCO Global Adv Strat Bd A	PGSAX	4.4	-4.1	09/11	6.2	4.0	1.5	2	0.70	1.07	2.88	3	2
FI	World Bond	WisdomTree Australia & NZ Db	AUNZ	8.7	-12.2	09/11	13.0	8.6	4.0	4	0.66	1.00	2.17	2	3
FI	World Bond	Templeton Global Tot Return A	TGTRX	7.4	-9.0	09/11	10.1	6.9	3.0	4	0.72	1.05	2.43	2	3
FI	World Bond	Touchstone Inter Fixed Inc A	TIFAX	4.5	-6.7	11/11	8.2	5.6	2.7	3	0.54	0.78	1.63	2	2
FI	World Bond	Amer Fds Global Bond HLS IB	HVDBX	3.9	-3.8	11/10	5.6	3.6	1.5	3	0.68	1.07	2.49	2	2
FI	World Bond	Colum International Bond A	CNBAX	3.4	-6.4	11/10	8.2	5.7	2.6	3	0.40	0.57	1.27	2	2
FI	World Bond	Ivy Global Bond A	IVSAX	2.0	-3.5	09/11	3.0	1.8	0.8	2	0.64	1.05	2.42	2	2
FI	World Bond	iShs S&P/Citi Intl Treas Bond	IGOV	2.6	-8.5	12/11	9.0	6.7	4.4	4	0.28	0.37	0.57	1	2
FI	World Bond	WisdomTree Euro Db	EU	1.4	-11.5	12/11	11.8	8.6	6.1	4	0.11	0.15	0.21	1	2
FI	World Bond	SPDR Bar Cp S/T Intl Treas Bd	BWZ	1.0	-9.0	05/12	8.8	6.4	4.4	4	0.11	0.15	0.21	1	2
FI	World Bond	iS S&P/Citi 1-3 Yr Intl Treas	ISHG	-0.3	-11.8	05/12	9.2	6.9	6.3	4	-0.04	-0.05	-0.06	1	2
AA	Aggress Alloc	iShs S&P Aggressive Alloc	AOA	10.3	-17.7	09/11	14.8	9.1	5.5	4	0.69	1.13	1.86	4	4
AA	Aggress Alloc	Praxis Genesis Growth A	MGAFF	6.4	-15.4	09/11	12.4	7.9	4.9	4	0.51	0.80	1.28	2	1
AA	Aggress Alloc	ESG Mgrs Grth and Inc Port A	PGPAX	6.3	-16.4	09/11	12.4	8.1	5.5	4	0.50	0.77	1.13	2	2

AA	Aggress Alloc	Huntington Growth Alloc A	HGRFX	5.8	-15.1	09/11	12.4	7.8	4.6	4	0.46	0.73	1.23	2	1
AA	Aggress Alloc	JHancock3 Leveraged Co A	JVCAX	5.8	-32.1	09/11	21.6	13.8	14.8	5	0.26	0.41	0.38	1	5
AA	Aggress Alloc	AdvisorOne Shelter N	CLSHX	0.5	-18.6	05/12	9.9	7.5	12.4	5	0.04	0.05	0.03	1	1
AA	Aggress Alloc	AmericaFirst Abs Return A	ABRFX	-2.1	-23.8	06/10	19.2	13.5	12.8	5	-0.12	-0.17	-0.17	1	1
AA	Conserv Alloc	Nuveen NWQ Flexible Income A	NWQAX	9.7	-4.2	09/11	5.3	2.6	1.1	2	1.80	3.72	8.53	5	5
AA	Conserv Alloc	iShs S&P Target Date Ret Inc	TGR	6.9	-4.1	09/11	4.9	2.5	1.0	2	1.39	2.68	6.52	5	4
AA	Conserv Alloc	iShs S&P Conservative Alloc	AOK	6.1	-2.7	09/11	3.8	2.0	0.8	2	1.56	2.97	7.70	5	4
AA	Conserv Alloc	Principal Global Div Inc A	PGBAX	9.6	-8.9	09/11	8.0	4.8	2.3	3	1.18	1.96	4.11	4	5
AA	Conserv Alloc	USAA Managed Allocation	UMAFX	8.6	-6.2	05/12	9.5	5.2	1.9	4	0.90	1.65	4.56	4	2
AA	Conserv Alloc	IQ Real Return ETF	CPI	2.0	-1.3	06/11	1.7	0.9	0.4	2	1.08	2.07	4.35	4	2
AA	Conserv Alloc	BlkRk Multi-Asset Inc Inv A	BAICX	8.2	-7.1	09/11	7.5	4.1	2.1	2	1.09	1.98	3.87	3	3
AA	Conserv Alloc	Praxis Genesis Conservative A	MCONX	4.3	-4.1	09/11	4.3	2.4	1.1	2	0.97	1.75	3.86	3	1
AA	Conserv Alloc	Huntington Cons Alloc A	HCAFX	2.5	-2.6	09/11	3.3	1.8	0.6	2	0.73	1.33	3.81	3	1
AA	Conserv Alloc	PowerShs CEF Income Composite	PCEF	8.6	-11.5	09/11	9.8	6.3	3.5	3	0.87	1.34	2.45	2	5
AA	Conserv Alloc	Dreyfus Conservative Alloc	SCALX	7.0	-8.6	09/11	7.5	4.5	2.5	3	0.92	1.54	2.81	2	3
AA	Conserv Alloc	Timothy Plan Def Strat A	TPDAX	6.2	-7.7	05/12	11.1	6.4	2.4	4	0.55	0.96	2.52	2	1
AA	Conserv Alloc	ESG Mgrs Income Port A	PWMAX	4.6	-6.7	09/11	5.8	3.5	1.8	2	0.78	1.29	2.51	2	2
AA	Conserv Alloc	Legg Mason Strat Real Ret A	LRRAX	6.0	-13.1	09/11	13.0	8.9	4.2	4	0.46	0.67	1.41	1	1
AA	Conserv Alloc	Catalyst/SMH Tot Return Inc A	TRIFX	4.6	-20.9	09/11	13.5	8.4	9.4	5	0.33	0.53	0.48	1	2
AA	Conserv Alloc	Wade Tactical L/S Investor	WADEX	3.7	-9.4	05/12	7.5	5.1	4.2	4	0.48	0.71	0.85	1	2
AA	Conserv Alloc	Putnam Absolute Return 700 A	PDMAX	2.9	-7.9	09/11	4.9	3.0	2.6	2	0.57	0.92	1.08	1	1
AA	Conserv Alloc	Putnam Absolute Return 500 A	PJMDX	2.1	-6.5	09/11	4.1	2.5	2.1	2	0.49	0.79	0.94	1	1
AA	Conserv Alloc	Astor Long/Short ETF I	ASTIX	2.0	-12.7	05/12	8.9	5.9	7.4	5	0.21	0.32	0.26	1	3
AA	Conserv Alloc	Compass EMP Multi-Asset Bal A	CTMAX	1.1	-5.6	10/11	5.2	3.2	2.8	3	0.20	0.33	0.37	1	1
AA	Convertibles	SPDR Bar Cap Convertible Secs	CWB	7.5	-15.3	09/11	10.9	7.0	5.5	4	0.68	1.06	1.34	4	4
AA	Mod Alloc	Putnam Capital Spectrum A	PVSAX	15.3	-16.2	09/11	13.9	8.3	5.0	4	1.10	1.83	3.03	5	3
AA	Mod Alloc	JHFunds2 Core Fund Holdings 1	JAFOX	8.1	-9.1	09/11	8.7	5.1	2.7	3	0.93	1.56	2.98	5	4
AA	Mod Alloc	iShs S&P Moderate Allocation	AOM	6.7	-6.3	09/11	6.3	3.7	1.8	2	1.05	1.79	3.67	5	4
AA	Mod Alloc	JHVIT Cap Apprec Val Tr Ser I	JCAOX	11.1	-12.7	09/11	11.0	6.4	3.8	3	1.00	1.71	2.87	4	5
AA	Mod Alloc	Amer Fds Asset Alloc HLS IB	HVABX	10.9	-13.5	09/11	12.3	7.4	4.0	4	0.88	1.45	2.66	4	4
AA	Mod Alloc	ING Amer Fds Asset Alloc Port	IALLX	10.7	-13.6	09/11	12.2	7.4	4.1	4	0.87	1.42	2.59	4	4
AA	Mod Alloc	JHFunds2 Core Divr Gr & Inc 1	JADOX	8.9	-11.0	09/11	10.1	6.1	3.4	4	0.87	1.45	2.63	4	4
AA	Mod Alloc	Great-West SecureFound® Bal G	MXSBX	8.6	-11.2	09/11	9.9	6.0	3.2	3	0.86	1.43	2.62	4	4
AA	Mod Alloc	iShs S&P Growth Allocation	AOR	8.5	-10.9	09/11	9.5	5.7	3.2	3	0.89	1.47	2.62	4	4
AA	Mod Alloc	JHVIT Core Fd Hldg Tr Ser II	JCFTX	7.6	-9.7	09/11	8.9	5.3	2.9	3	0.85	1.40	2.55	4	4
AA	Mod Alloc	Principal Divr Real Asset A	PRDAX	7.7	-12.8	09/11	11.0	7.0	3.6	4	0.69	1.09	2.11	3	2
AA	Mod Alloc	Dreyfus Moderate Allocation	SMDAX	7.5	-12.0	09/11	9.8	6.1	3.6	4	0.76	1.23	2.06	3	3
AA	Mod Alloc	Sector Rotation Fund	NAVFX	8.8	-14.8	09/11	11.8	6.8	5.0	4	0.73	1.27	1.75	2	3
AA	Mod Alloc	JHVIT Dis Divers Tr Ser I	JGBOX	8.3	-14.0	09/11	11.7	7.3	4.4	4	0.70	1.12	1.87	2	3
AA	Mod Alloc	Dreyfus Growth Allocation	SGALX	8.2	-15.7	09/11	12.4	7.8	5.0	4	0.66	1.04	1.61	2	3
AA	Mod Alloc	Praxis Genesis Balanced A	MBAPX	5.7	-10.9	09/11	9.2	5.7	3.3	4	0.61	0.98	1.68	2	1
AA	Mod Alloc	ESG Mgrs Balanced Port A	PMPAX	5.7	-10.8	09/11	8.7	5.5	3.2	4	0.64	1.01	1.75	2	2
AA	Mod Alloc	Huntington Balanced Alloc A	HBAFX	4.7	-11.1	09/11	9.3	5.8	3.2	3	0.49	0.79	1.44	2	1
AA	Mod Alloc	Direxion/Wilshire Dynamic A	DXDWX	4.2	-9.9	09/11	8.6	5.3	3.0	3	0.48	0.78	1.37	2	1
AA	Mod Alloc	Permal Tactical Allocation A	LPTAX	4.3	-12.3	09/11	9.4	5.9	4.7	4	0.45	0.72	0.91	1	2
AA	Mod Alloc	Day Hagan Tactical Alloc A	DHAAX	2.8	-14.0	09/11	10.4	7.1	5.4	4	0.26	0.39	0.51	1	1
AA	Mod Alloc	Congressional Effect Investor	CEFFX	2.0	-10.6	05/12	9.1	6.7	5.7	4	0.21	0.28	0.33	1	1
AA	Mod Alloc	Compass EMP Mul-Asset Grth A	LTGAX	-0.2	-16.6	10/12	11.4	7.7	10.7	5	-0.03	-0.04	-0.03	1	1

AA	Retire Income	Harbor Target Ret Inc Instl	HARAX	7.4	-5.3	09/11	4.9	2.8	1.2	2	1.49	2.64	6.20	5	5
AA	Retire Income	Fidelity Freedom Index Inc W	FIKFX	4.4	-2.6	09/11	3.2	1.7	0.7	2	1.36	2.57	6.59	5	4
AA	Retire Income	PIMCO Real Income 2019 A	PCIAAX	3.5	-1.7	12/10	2.6	0.9	0.4	1	1.32	3.69	8.47	5	1
AA	Retire Income	TIAA-CREF Lifecyc I Ret Inc I	TRILX	8.2	-5.3	09/11	6.1	3.3	1.4	2	1.32	2.45	5.76	4	4
AA	Retire Income	PIMCO Real Income 2029 A	POIAX	7.7	-4.5	01/11	4.9	2.1	1.4	2	1.54	3.66	5.35	4	2
AA	Retire Income	USAA Target Retirement Income	URINX	7.1	-5.8	09/11	5.6	3.2	1.5	2	1.25	2.21	4.56	4	4
AA	Retire Income	Fidelity Freedom K Income	FFKAX	5.2	-3.9	09/11	4.0	2.2	1.0	2	1.29	2.32	5.09	4	4
AA	Retire Income	iShs S&P Target Date 2010	TZD	7.5	-7.2	09/11	7.0	4.0	2.0	2	1.06	1.85	3.79	3	4
AA	Retire Income	AllianzGI Retirement Income A	AGRAX	5.6	-6.4	09/11	5.7	3.3	1.4	2	0.96	1.68	3.86	3	3
AA	Retire Income	Vang Mgd Payout Gr Focus Inv	VPGFX	9.9	-16.0	09/11	13.6	8.4	4.9	4	0.72	1.16	2.01	2	3
AA	Retire Income	Vang Mgd Payout Gr & Dis Inv	VPGDY	9.3	-12.6	09/11	11.4	6.9	3.7	4	0.81	1.33	2.49	2	3
AA	Retire Income	Vang Mgd Payout Dis Focus Inv	VPDFX	8.9	-10.2	09/11	9.8	5.8	2.9	3	0.90	1.51	3.06	2	3
AA	Retire Income	Legg Mason Target Ret A	LMPAX	6.1	-8.1	09/11	7.9	4.7	2.3	3	0.77	1.28	2.68	2	2
AA	Retire Income	ING Global Target Payment A	IGPAX	5.2	-14.0	09/11	11.3	7.4	4.7	4	0.45	0.69	1.09	1	2
AA	Target '16-20	TIAA-CREF Lifecyc I 2020 Ins	TLWIX	9.1	-11.2	09/11	10.3	6.1	3.3	3	0.88	1.47	2.69	4	4
AA	Target '16-20	Harbor Target Ret 2020 Instl	HARIX	8.5	-10.4	09/11	8.4	5.0	2.8	3	1.00	1.66	3.01	4	4
AA	Target '16-20	USAA Target Retirement 2020	URTNX	7.8	-9.2	09/11	7.8	4.7	2.5	3	0.99	1.65	3.05	4	4
AA	Target '16-20	iShs S&P Target Date 2020	TZG	8.6	-11.9	09/11	10.5	6.4	3.6	4	0.81	1.34	2.39	3	3
AA	Target '16-20	Fidelity Freedom K 2020	FFKDX	8.0	-12.6	09/11	10.6	6.6	4.0	4	0.75	1.20	1.96	3	3
AA	Target '16-20	Fidelity Freedom Index 2020 W	FPIFX	7.7	-10.6	09/11	9.4	5.7	3.1	3	0.81	1.34	2.43	3	3
AA	Target '16-20	Amer Cent LIVESTRONG 2020 A	ARBMX	6.6	-9.3	09/11	8.9	5.2	2.7	3	0.73	1.24	2.42	3	2
AA	Target '16-20	AllianzGI Retirement 2020 A	AGLAX	5.7	-9.3	09/11	7.3	4.4	2.3	2	0.78	1.28	2.47	3	3
AA	Target '16-20	Legg Mason Target Ret 2020 A	LMWAX	6.2	-13.8	09/11	12.0	7.6	4.4	4	0.51	0.81	1.41	2	2
AA	Target '21-25	TIAA-CREF Lifecyc I 2025 Ins	TLQIX	9.4	-13.1	09/11	11.6	7.0	4.0	4	0.81	1.33	2.32	5	5
AA	Target '21-25	Harbor Target Ret 2025 Instl	HARMX	8.6	-12.6	09/11	10.0	6.2	3.6	3	0.85	1.37	2.36	5	5
AA	Target '21-25	Great-West Lifetime 2025 I T	MXALX	8.4	-11.4	09/11	9.8	6.0	3.3	3	0.85	1.38	2.50	5	5
AA	Target '21-25	iShs S&P Target Date 2025	TZI	9.0	-13.7	09/11	11.9	7.3	4.2	4	0.75	1.22	2.11	4	4
AA	Target '21-25	Great-West Lifetime 2025 II T	MXCLX	9.0	-14.3	09/11	11.9	7.4	4.3	4	0.75	1.19	2.05	4	4
AA	Target '21-25	Fidelity Freedom Index 2025 W	FQIFX	8.4	-12.7	09/11	10.9	6.7	3.9	4	0.76	1.24	2.16	4	4
AA	Target '21-25	Gr-West Lifetime 2025 III T	MXELX	9.5	-16.9	09/11	13.8	8.7	5.3	4	0.68	1.08	1.78	3	4
AA	Target '21-25	Fidelity Freedom K 2025	FKTWX	8.5	-15.0	09/11	12.1	7.7	4.9	4	0.69	1.09	1.72	3	4
AA	Target '21-25	The Hartford Tgt Ret 2025 R3	HTKRX	8.2	-14.9	09/11	12.1	7.6	4.7	4	0.67	1.07	1.73	3	2
AA	Target '21-25	Gr-West SecFound® LT 2025 G	MXSNX	7.8	-13.4	09/11	11.2	7.1	4.2	4	0.69	1.09	1.81	3	5
AA	Target '21-25	Legg Mason Target Ret 2025 A	LMXAX	6.6	-14.9	09/11	12.8	8.1	4.8	4	0.51	0.80	1.36	1	1
AA	Target '26-30	USAA Target Retirement 2030	URTRX	8.8	-13.3	09/11	11.0	6.8	3.9	4	0.79	1.28	2.19	4	4
AA	Target '26-30	TIAA-CREF Lifecyc I 2030 Ins	TLHIX	9.8	-15.0	09/11	12.9	8.0	4.7	4	0.75	1.22	2.05	3	5
AA	Target '26-30	iShs S&P Target Date 2030	TZL	9.3	-15.4	09/11	13.0	8.1	4.8	4	0.71	1.13	1.92	3	4
AA	Target '26-30	Harbor Target Ret 2030 Instl	HARPX	8.9	-14.8	09/11	11.7	7.3	4.4	4	0.75	1.20	1.97	3	4
AA	Target '26-30	Fidelity Freedom K 2030	FFKEX	8.5	-15.9	09/11	12.9	8.2	5.3	4	0.65	1.02	1.59	3	4
AA	Target '26-30	Fidelity Freedom Index 2030 W	FXIFX	8.5	-13.5	09/11	11.6	7.2	4.2	4	0.72	1.17	1.99	3	4
AA	Target '26-30	Amer Cent LIVESTRONG 2030 A	ARCMX	7.1	-12.0	09/11	10.6	6.4	3.5	4	0.66	1.10	1.99	3	1
AA	Target '26-30	Legg Mason Target Ret 2030 A	LMVAX	6.7	-16.2	09/11	13.6	8.7	5.2	4	0.49	0.77	1.27	2	1
AA	Target '26-30	AllianzGI Retirement 2030 A	ABLAX	5.9	-13.9	09/11	10.2	6.4	4.1	4	0.57	0.91	1.42	2	2
AA	Target '31-35	TIAA-CREF Lifecyc I 2035 Ins	TLYIX	10.1	-16.8	09/11	14.3	8.9	5.4	4	0.70	1.13	1.87	5	5
AA	Target '31-35	iShs S&P Target Date 2035	TZO	9.6	-16.5	09/11	13.9	8.7	5.2	4	0.68	1.09	1.82	5	4
AA	Target '31-35	Great-West Lifetime 2035 I T	MXGLX	9.2	-15.6	09/11	12.8	8.1	4.8	4	0.71	1.13	1.89	5	5
AA	Target '31-35	Gr-West Lifetime 2035 III T	MXKLX	9.9	-19.2	09/11	15.6	9.9	6.2	5	0.63	1.00	1.59	4	4
AA	Target '31-35	The Hartford Tgt Ret 2035 R5	HTLTX	9.6	-17.5	09/11	14.1	8.9	5.6	4	0.68	1.07	1.70	4	3

AA	Target '31-35	Great-West Lifetime 2035 II T	MXILX	9.6	-18.0	09/11	14.6	9.3	5.7	4	0.65	1.03	1.66	4	4
AA	Target '31-35	Harbor Target Ret 2035 Instl	HARUX	9.1	-16.8	09/11	13.2	8.3	5.2	4	0.68	1.08	1.73	4	4
AA	Target '31-35	Fidelity Freedom Index 2035 W	FIHFX	8.8	-15.7	09/11	13.1	8.2	5.1	4	0.67	1.06	1.73	4	4
AA	Target '31-35	Gr-West SecFound® LT 2035 G	MXSRX	8.6	-17.7	09/11	14.6	9.3	5.9	4	0.58	0.91	1.45	3	4
AA	Target '31-35	Fidelity Freedom K 2035	FKTHX	8.7	-18.0	09/11	14.4	9.2	6.2	4	0.60	0.93	1.38	2	4
AA	Target '31-35	Legg Mason Target Ret 2035 A	LMNAX	7.0	-17.9	09/11	14.8	9.5	5.9	4	0.47	0.73	1.18	1	1
AA	Target '36-40	TIAA-CREF Lifecyc I 2040 Ins	TLZIX	10.3	-17.2	09/11	14.6	9.1	5.5	4	0.70	1.13	1.87	3	5
AA	Target '36-40	iShs S&P Target Date 2040	TZV	9.8	-17.3	09/11	14.5	9.1	5.5	4	0.67	1.06	1.76	3	4
AA	Target '36-40	Harbor Target Ret 2040 Instl	HARYX	9.1	-19.0	09/11	14.8	9.4	6.2	5	0.61	0.96	1.45	3	4
AA	Target '36-40	The Hartford Tgt Ret 2040 R3	HTMRX	9.1	-18.8	09/11	14.8	9.5	6.1	5	0.61	0.95	1.47	3	3
AA	Target '36-40	Fidelity Freedom Index 2040 W	FBIFX	8.9	-15.9	09/11	13.3	8.3	5.1	4	0.66	1.05	1.71	3	4
AA	Target '36-40	USAA Target Retirement 2040	URFRX	8.8	-17.4	09/11	14.0	8.8	5.7	4	0.63	1.00	1.54	3	3
AA	Target '36-40	Fidelity Freedom K 2040	FFKFX	8.7	-18.4	09/11	14.6	9.4	6.3	4	0.59	0.91	1.35	3	4
AA	Target '36-40	Amer Cent LIVESTRONG 2040 A	ARDMX	7.9	-14.6	09/11	12.7	7.8	4.5	4	0.62	1.01	1.76	3	1
AA	Target '36-40	Legg Mason Target Ret 2040 A	LMYAX	7.3	-18.3	09/11	15.4	9.8	6.0	5	0.47	0.73	1.20	2	1
AA	Target '36-40	AllianzGI Retirement 2040 A	AVSAX	6.2	-19.3	09/11	14.0	9.1	6.7	5	0.43	0.66	0.91	2	1
AA	Target '41-45	TIAA-CREF Lifecyc I 2045 Ins	TLXIX	10.3	-17.1	09/11	14.6	9.1	5.5	4	0.70	1.13	1.87	5	5
AA	Target '41-45	Great-West Lifetime 2045 I T	MXMLX	9.4	-17.5	09/11	14.2	9.0	5.5	4	0.66	1.04	1.69	5	4
AA	Target '41-45	Fidelity Freedom Index 2045 W	FIOFX	9.0	-16.3	09/11	13.5	8.5	5.3	4	0.66	1.05	1.67	5	4
AA	Target '41-45	Vantagepoint Mile 2045 Inv M	VPRJX	10.1	-18.9	09/11	15.7	10.0	6.3	4	0.64	1.00	1.60	4	5
AA	Target '41-45	Gr-West Lifetime 2045 III T	MXQLX	9.8	-19.6	09/11	15.9	10.1	6.4	5	0.61	0.96	1.52	4	4
AA	Target '41-45	Great-West Lifetime 2045 II T	MXOLX	9.7	-19.0	09/11	15.4	9.8	6.1	5	0.62	0.98	1.56	4	4
AA	Target '41-45	The Hartford Tgt Ret 2045 R3	HTNRX	8.8	-19.5	09/11	15.5	10.0	6.5	5	0.56	0.88	1.34	3	2
AA	Target '41-45	Gr-West SecFound® LT 2045 G	MXSTX	8.7	-19.0	09/11	15.7	10.1	6.4	5	0.55	0.86	1.35	3	4
AA	Target '41-45	Harbor Target Ret 2045 Instl	HACCX	9.2	-20.8	09/11	16.2	10.4	7.1	5	0.56	0.87	1.28	2	3
AA	Target '41-45	Fidelity Freedom K 2045	FFKGX	8.8	-18.9	09/11	15.0	9.7	6.5	4	0.58	0.89	1.32	2	4
AA	Target '41-45	Legg Mason Target Ret 2045 A	LMKAX	7.0	-19.0	09/11	15.5	10.0	6.3	5	0.45	0.70	1.10	1	1
AA	Target '46-50	TIAA-CREF Lifecyc I 2050 Ins	TLLIX	10.3	-17.2	09/11	14.6	9.0	5.5	4	0.70	1.13	1.87	3	5
AA	Target '46-50	Harbor Target Ret 2050 Instl	HAFFX	9.3	-21.5	09/11	16.8	10.8	7.4	5	0.55	0.85	1.25	3	3
AA	Target '46-50	Fidelity Freedom Index 2050 W	FIFPX	8.9	-17.2	09/11	14.2	9.0	5.7	4	0.62	0.99	1.55	3	4
AA	Target '46-50	Fidelity Freedom K 2050	FFKHX	8.7	-19.8	09/11	15.6	10.1	7.0	5	0.55	0.85	1.24	3	4
AA	Target '46-50	USAA Target Retirement 2050	URFFX	8.7	-19.5	09/11	16.0	10.1	6.7	5	0.54	0.85	1.28	3	3
AA	Target '46-50	The Hartford Tgt Ret 2050 R3	HTPRX	8.7	-20.0	09/11	15.7	10.2	6.8	5	0.55	0.85	1.26	3	2
AA	Target '46-50	Amer Cent LIVESTRONG 2050 A	ARFMX	8.3	-16.0	09/11	13.6	8.5	4.9	4	0.60	0.97	1.67	3	2
AA	Target '46-50	Legg Mason Target Ret 2050 A	LMJAX	7.1	-18.9	09/11	15.4	9.9	6.2	5	0.45	0.71	1.13	2	1
AA	Target '46-50	AllianzGI Retirement 2050 A	ASNAX	6.6	-20.5	09/11	15.0	9.8	7.2	5	0.44	0.67	0.91	2	1
AA	Target '46-50	BlackRock LifePath 2050 Inv A	LPRFX	6.5	-19.1	09/11	16.3	10.6	6.4	5	0.39	0.61	1.00	2	1
AA	Target '46-50	State Farm LifePath 2050 A	NLPAX	6.4	-19.2	09/11	16.3	10.6	6.5	5	0.39	0.59	0.97	2	1
AA	Target '51+	Great-West Lifetime 2055 II T	MXULX	9.6	-19.2	09/11	15.6	9.9	6.3	5	0.61	0.95	1.51	4	4
AA	Target '51+	Great-West Lifetime 2055 I T	MXSLX	9.4	-17.9	09/11	14.6	9.3	5.7	4	0.64	1.00	1.62	4	4
AA	Target '51+	ING Index Sol 2055 Port I	IISNX	9.6	-19.1	09/11	15.8	10.0	6.4	4	0.60	0.95	1.48	3	4
AA	Target '51+	Gr-West Lifetime 2055 III T	MXWLX	9.6	-19.8	09/11	16.0	10.2	6.5	5	0.60	0.93	1.46	3	4
AA	Target '51+	ING Solution 2055 Port I	IISPX	9.4	-19.6	09/11	15.8	10.1	6.5	5	0.59	0.92	1.44	3	3
AA	Target '51+	Amer Fds Trgt Date Ret 2055 A	AAMTX	7.8	-16.5	09/11	13.7	8.6	5.2	4	0.56	0.89	1.47	3	2
AA	Target '51+	Gr-West SecFound® LT 2055 G	MXSYX	8.5	-19.4	09/11	16.0	10.3	6.6	5	0.53	0.82	1.27	2	4
AA	Target '00-10	TIAA-CREF Lifecyc I 2010 Ins	TLTIX	8.5	-7.6	09/11	7.6	4.3	2.1	3	1.10	1.93	3.96	5	3
AA	Target '00-10	Harbor Target Ret 2010 Instl	HARDX	7.7	-6.8	09/11	6.0	3.5	1.6	2	1.27	2.20	4.63	5	3
AA	Target '00-10	Fidelity Freedom K 2000	FFKBX	5.3	-4.0	09/11	4.1	2.3	1.1	2	1.26	2.23	4.78	5	3

AA	Target '00-10	Fidelity Freedom Index 2000 W	FGIFX	4.4	-2.7	09/11	3.3	1.8	0.7	2	1.32	2.44	6.26	5	3
AA	Target '00-10	Fidelity Freedom Index 2010 W	FKIFX	7.1	-8.6	09/11	7.8	4.6	2.4	3	0.91	1.52	2.88	3	3
AA	Target '00-10	Fidelity Freedom Index 2005 W	FJIFX	6.0	-6.9	09/11	6.4	3.8	2.0	2	0.91	1.54	2.96	3	3
AA	Target '00-10	Fidelity Freedom K 2010	FFKCX	7.5	-10.4	09/11	8.8	5.4	3.2	3	0.85	1.38	2.36	2	3
AA	Target '00-10	Fidelity Freedom K 2005	FFKVX	6.5	-8.5	09/11	7.4	4.5	2.6	2	0.86	1.41	2.47	2	3
AA	Target '11-15	Harbor Target Ret 2015 Instl	HARGX	8.1	-9.0	09/11	7.4	4.4	2.3	2	1.08	1.81	3.46	5	3
AA	Target '11-15	Great-West Lifetime 2015 I T	MXLTX	7.8	-7.7	09/11	7.3	4.3	2.1	2	1.07	1.80	3.71	5	3
AA	Target '11-15	AllianzGI Retirement 2015 A	AZGAX	5.7	-7.6	09/11	6.3	3.7	1.7	2	0.89	1.52	3.24	5	3
AA	Target '11-15	TIAA-CREF Lifecyc I 2015 Ins	TLFIX	8.7	-9.4	09/11	8.9	5.2	2.7	3	0.97	1.66	3.18	4	3
AA	Target '11-15	Great-West Lifetime 2015 II T	MXLVX	8.4	-9.8	09/11	8.8	5.3	2.8	3	0.94	1.56	3.00	4	3
AA	Target '11-15	iShs S&P Target Date 2015	TZE	8.1	-9.8	09/11	8.9	5.3	2.8	3	0.90	1.52	2.85	4	3
AA	Target '11-15	Fidelity Freedom Index 2015 W	FLIFX	7.3	-8.8	09/11	8.0	4.8	2.5	3	0.90	1.50	2.86	4	3
AA	Target '11-15	Gr-West Lifetime 2015 III T	MXLYX	8.8	-12.4	09/11	10.6	6.5	3.6	3	0.83	1.35	2.41	3	3
AA	Target '11-15	Gr-West SecFound® LT 2015 G	MXSIX	7.9	-10.7	09/11	9.4	5.7	3.2	3	0.83	1.35	2.45	3	3
AA	Target '11-15	Fidelity Freedom K 2015	FKVFX	7.6	-10.6	09/11	9.0	5.5	3.2	3	0.84	1.36	2.33	3	3
AA	Target '11-15	The Hartford Tgt Ret 2015 R3	HTJRX	7.8	-12.5	09/11	10.3	6.4	3.7	4	0.75	1.20	2.06	2	2
AA	Target '11-15	Legg Mason Target Ret 2015 A	LMFAX	2.9	-12.3	09/11	9.9	6.7	6.4	4	0.28	0.42	0.44	1	2
AA	World Alloc	Invesco Balanced-Risk Allc A	ABRZX	9.5	-4.6	09/11	6.4	3.6	1.1	2	1.46	2.62	8.68	5	2
AA	World Alloc	Amer Fds Gl Gr And Inc HLS IB	HVIBX	9.0	-18.3	09/11	14.6	9.3	6.2	4	0.61	0.96	1.44	3	5
AA	World Alloc	JHFunds2 Core Global Divr 1	JAGOX	6.6	-12.8	09/11	10.6	6.7	4.2	4	0.61	0.97	1.54	3	4
AA	World Alloc	JHVIT Core Gl Divers Tr S II	JCGTX	6.3	-13.3	09/11	10.9	7.1	4.6	4	0.57	0.88	1.34	3	4
AA	World Alloc	Leuthold Global Inst	GLBIX	7.2	-14.3	09/11	11.2	7.8	6.4	4	0.63	0.91	1.12	2	4
AA	World Alloc	AllianzGI Global Grth Alloc A	ASGAX	6.9	-20.7	09/11	15.3	10.0	7.2	5	0.44	0.68	0.94	2	3
AA	World Alloc	ING Amer Fds Wld Allc Pt Svc	IAWAX	6.4	-15.5	09/11	11.9	8.0	5.3	4	0.53	0.80	1.20	2	3
AA	World Alloc	IVA Worldwide A	IVWAX	5.7	-11.7	09/11	10.5	6.6	4.5	4	0.53	0.85	1.25	2	2
AA	World Alloc	Quaker Glob Tactical Alloc A	QTRAX	4.9	-18.1	09/11	15.8	10.7	7.7	5	0.30	0.44	0.62	2	2
AA	World Alloc	AlliBern Real Asset Strat A	AMTAX	4.4	-21.3	09/11	17.7	11.9	9.6	5	0.24	0.36	0.45	2	2
AA	World Alloc	Goldman Sachs Dynamic Alloc A	GDAFX	4.1	-9.8	09/11	7.4	4.9	3.8	3	0.54	0.81	1.06	2	3
AA	World Alloc	PIMCO Global Multi-Asset A	PGMAX	3.6	-10.1	09/11	9.6	6.1	3.9	4	0.36	0.57	0.89	2	1
AA	World Alloc	MassMut Sel BlkRk Gbl Allc A	MGJAX	3.4	-14.1	09/11	10.9	7.3	5.2	4	0.30	0.45	0.64	2	2
AA	World Alloc	Janus World Allocation A	JAMPX	2.1	-16.5	09/11	12.1	8.0	6.7	5	0.16	0.25	0.30	2	2
AA	World Alloc	Huntington Glob Sel Mrkts A	HGSAX	-0.1	-23.7	09/11	19.3	13.9	12.4	5	-0.01	-0.02	-0.02	1	2
EQ	China Region	Matthews China Dividend Inv	MCDFX	9.8	-19.6	09/11	15.0	10.5	6.8	5	0.65	0.93	1.42	5	5
EQ	China Region	ING Hang Seng Index Port S	IHPSX	4.0	-26.3	09/11	19.4	13.3	10.0	5	0.20	0.30	0.39	4	5
EQ	China Region	Global X China Energy ETF	CHIE	2.8	-30.3	09/11	22.0	15.4	16.1	5	0.12	0.18	0.17	4	4
EQ	China Region	Nomura Part Greater China A	NPCAX	1.0	-28.9	09/11	19.8	14.1	15.1	5	0.05	0.07	0.06	3	2
EQ	China Region	iS FTSE China (HK Listed) Idx	FCHI	0.5	-27.5	09/11	21.9	15.6	11.7	5	0.02	0.03	0.04	3	3
EQ	China Region	Guggenheim China All-Cap	YAO	0.2	-29.6	09/11	23.2	16.3	13.4	5	0.01	0.01	0.01	3	2
EQ	China Region	EP China A	EPHCX	-1.5	-32.8	12/11	19.0	14.6	20.0	5	-0.08	-0.11	-0.08	2	4
EQ	China Region	Global X China Financials ETF	CHIX	-1.9	-39.9	09/11	31.2	21.8	16.4	5	-0.07	-0.09	-0.12	2	5
EQ	China Region	Glob X NASDAQ China Tech ETF	QQQC	-2.6	-35.7	07/12	23.4	16.2	20.0	5	-0.11	-0.16	-0.13	2	1
EQ	China Region	Guggenheim China Technology	CQQQ	-3.9	-38.1	07/12	27.1	18.7	22.1	5	-0.15	-0.21	-0.18	2	2
EQ	China Region	EGShs China Infra	CHXX	-4.1	-37.8	09/11	31.1	22.1	18.0	5	-0.14	-0.19	-0.24	2	3
EQ	China Region	Global X China Consumer ETF	CHIQ	-5.8	-38.1	07/12	24.4	18.5	22.7	5	-0.24	-0.32	-0.26	2	2
EQ	China Region	Global X China Inds ETF	CHII	-8.5	-45.8	09/11	32.8	22.8	25.6	5	-0.26	-0.38	-0.33	1	2
EQ	China Region	Global X China Materials ETF	CHIM	-14.4	-52.4	08/12	30.9	23.2	32.1	5	-0.47	-0.63	-0.45	1	1
EQ	Commod Brd	Harbor Com Real Ret ST Instl	HACMX	7.3	-22.0	05/12	18.7	13.1	11.1	5	0.39	0.55	0.65	5	5
EQ	Commod Brd	UBS E-TRACS CMCI TR ETN	UCI	4.1	-20.3	05/12	17.5	11.5	10.1	5	0.23	0.35	0.40	5	3

EQ	Commod Brd	PowerShs DB Commod Long ETN	DPU	3.0	-21.9	05/12	19.6	14.3	11.8	5	0.15	0.20	0.25	4	3
EQ	Commod Brd	ING Gd Sachs Cmdty St Port I	IGCPX	1.5	-26.9	05/12	16.9	12.5	14.8	5	0.08	0.11	0.10	3	4
EQ	Commod Brd	UBS E-TRS DJ-UBS Com Idx TR E	DJCI	0.9	-27.4	05/12	17.8	13.0	14.8	5	0.04	0.06	0.05	2	4
EQ	Commod Brd	Fidelity Series Commod Strat	FCSSX	0.7	-27.2	05/12	17.6	13.0	14.8	5	0.04	0.05	0.04	2	4
EQ	Commod Brd	Fidelity Commodity Strategy	FFCSX	0.6	-27.4	05/12	17.5	13.0	14.8	5	0.03	0.04	0.04	2	4
EQ	Commod Brd	Highbridge Dync Cmdts Strat A	HDSAX	-3.3	-36.9	03/13	20.5	13.5	18.5	5	-0.16	-0.25	-0.18	1	2
EQ	Commod Brd	Direxion Idxed Cmdty Strat A	DXCTX	-10.1	-35.9	05/12	15.6	12.3	23.9	5	-0.66	-0.83	-0.43	1	1
EQ	Commun	Putnam GI Telecommunication A	PGBZX	16.1	-13.6	09/11	14.0	6.9	4.6	4	1.14	2.32	3.51	5	5
EQ	Commun	SPDR S&P Inter Telecom Sector	IST	5.6	-20.8	05/12	16.8	10.6	9.2	5	0.33	0.52	0.60	1	2
EQ	Consum Cyc	SPDR S&P Inter Cons Disc Sect	IPD	11.1	-19.4	09/11	18.9	12.4	8.1	5	0.58	0.89	1.36	1	2
EQ	Consum Def	SPDR S&P Inter Cons Stapl Sec	IPS	13.2	-10.2	09/11	14.1	8.6	3.5	4	0.93	1.52	3.74	1	2
EQ	Consum Def	Putnam Global Consumer A	PGCOX	9.9	-17.7	09/11	16.0	9.2	5.5	4	0.61	1.06	1.79	1	1
EQ	Currency	WisdomTree Chinese Yuan	CYB	2.0	-2.0	09/11	2.8	1.8	0.7	2	0.67	1.05	2.62	5	5
EQ	Currency	WisdomTree Brazilian Real	BZF	2.4	-19.3	11/12	14.7	10.9	10.6	5	0.15	0.21	0.21	3	2
EQ	Currency	iPath GEMS Asia 8 ETN	AYT	1.4	-7.2	05/12	6.2	4.8	3.4	4	0.21	0.27	0.37	3	4
EQ	Currency	WisdomTree Emerging Currency	CEW	1.3	-12.7	05/12	10.4	7.8	6.1	5	0.11	0.15	0.19	3	4
EQ	Currency	Merk Asian Currency Inv	MEAFX	0.5	-5.5	05/12	4.9	3.8	2.6	3	0.09	0.11	0.16	3	3
EQ	Currency	WisdomTree Indian Rupee	ICN	-1.0	-17.8	05/12	11.4	8.1	9.2	5	-0.09	-0.13	-0.12	2	3
EQ	Currency	Merk Abs Return Currency Inv	MABFX	-1.2	-17.9	06/12	7.9	6.1	9.6	5	-0.16	-0.21	-0.13	2	2
EQ	Divers EMs	Driehaus EMs Sm Cap Gr	DRESX	12.7	-20.4	12/11	15.7	10.7	8.4	5	0.80	1.17	1.50	5	5
EQ	Divers EMs	Thornburg Developing World A	THDAX	10.7	-25.3	09/11	20.0	13.4	9.3	5	0.53	0.79	1.14	5	4
EQ	Divers EMs	iShs S&P EMs Infra	EMIF	7.9	-27.0	09/11	20.7	13.3	8.7	5	0.38	0.58	0.89	5	5
EQ	Divers EMs	PIMCO EM Fdm IdxPL AR St Insl	PEFIX	7.6	-29.0	09/11	22.9	15.4	11.3	5	0.33	0.49	0.67	5	4
EQ	Divers EMs	Laudus Mondrian Instl EMs	LIEMX	6.0	-21.1	09/11	18.8	12.2	7.4	5	0.32	0.49	0.80	5	4
EQ	Divers EMs	WisdomTree Middle East Div	GULF	5.9	-11.4	06/12	13.1	8.3	6.5	5	0.44	0.70	0.89	5	5
EQ	Divers EMs	Morg Stan Ins Fr Em Ms I	MFMIX	6.6	-23.5	12/11	14.2	9.9	12.2	5	0.46	0.66	0.53	4	5
EQ	Divers EMs	Northern Multi-Mgr EM Eq	NMMEX	5.2	-25.5	09/11	20.9	13.8	10.9	5	0.25	0.37	0.47	4	3
EQ	Divers EMs	Hard Loe Frontier EMs Ins	HLFMX	4.8	-21.3	12/11	13.7	9.3	10.9	5	0.34	0.50	0.43	4	5
EQ	Divers EMs	Amer Fds New World HLS IB	HVWBX	4.6	-21.9	09/11	17.1	11.8	9.2	5	0.26	0.38	0.49	4	3
EQ	Divers EMs	Calamos Evolving World Grth A	CNWXG	4.0	-21.5	09/11	14.8	9.9	9.9	5	0.27	0.40	0.40	4	1
EQ	Divers EMs	Mrk Vect Gulf States Idx ETF	MES	3.8	-13.5	06/10	14.1	9.2	7.8	5	0.26	0.40	0.48	4	5
EQ	Divers EMs	Amana Developing World	AMDWX	2.0	-12.3	09/11	9.4	6.7	4.8	5	0.20	0.28	0.39	4	3
EQ	Divers EMs	Templeton Frontier Markets A	TFMAX	3.3	-19.6	09/11	14.1	10.2	8.8	5	0.23	0.31	0.36	3	5
EQ	Divers EMs	Fidelity Series EMs	FEMSX	3.2	-28.3	09/11	21.7	14.8	13.0	5	0.14	0.21	0.24	3	3
EQ	Divers EMs	BMO Lloyd George EMs Eq I	MIEMX	3.1	-27.3	09/11	20.7	14.3	13.2	5	0.15	0.21	0.23	3	4
EQ	Divers EMs	T. R Pr Ins Afr & Mid East	TRIAX	3.0	-19.2	09/11	14.0	10.0	8.4	5	0.21	0.29	0.35	3	5
EQ	Divers EMs	Guggenheim Frontier Markets	FRN	2.8	-23.4	09/11	19.0	13.1	11.7	5	0.14	0.20	0.23	3	1
EQ	Divers EMs	Nomura Partners Global EMs A	NPEAX	2.7	-24.1	09/11	20.9	14.0	10.1	5	0.13	0.19	0.26	3	1
EQ	Divers EMs	Schwab EMs Eqty ETF	SCHE	2.7	-25.1	09/11	20.8	14.1	12.0	5	0.12	0.18	0.21	3	3
EQ	Divers EMs	Fidelity Advisor EMEA A	FMEAX	2.5	-26.8	09/11	22.0	14.6	12.0	5	0.11	0.16	0.20	3	1
EQ	Divers EMs	Touchstone EMs Eqty A	TEMAX	2.0	-21.0	09/11	19.1	12.9	8.4	5	0.10	0.15	0.23	3	2
EQ	Divers EMs	SPDR S&P EMs Sm Cap	EWX	2.7	-29.2	12/11	21.8	15.5	14.9	5	0.12	0.17	0.17	2	4
EQ	Divers EMs	Victoria 1522 Institutional	VMDIX	2.4	-27.3	09/11	22.0	15.8	14.0	5	0.11	0.15	0.17	2	2
EQ	Divers EMs	Market Vectors Africa Idx ETF	AFK	1.9	-23.5	09/11	18.4	12.1	10.9	5	0.10	0.15	0.17	2	4
EQ	Divers EMs	Laz Dev Mrkts Eqty Insl	LDMIX	1.1	-32.3	09/11	24.6	16.7	16.3	5	0.04	0.06	0.06	2	2
EQ	Divers EMs	Neub Berm EMs Eq A	NEMAX	0.1	-28.0	09/11	20.3	14.2	13.8	5	0.00	0.00	0.00	2	2
EQ	Divers EMs	Forward Frontier Strat Instl	FRNMX	-0.1	-22.5	06/12	13.4	9.5	13.6	5	-0.02	-0.02	-0.02	2	5
EQ	Divers EMs	EGShs GEMS Composite ETF	AGEM	-0.6	-27.0	09/11	21.4	14.9	14.2	5	-0.03	-0.05	-0.05	2	2

EQ	Divers EMs	PowerShs Emerg Mks Infra	PXR	-1.1	-36.8	09/11	27.0	18.7	20.1	5	-0.04	-0.06	-0.06	1	2
EQ	Divers EMs	Putnam Emerging Mrkts Eqty A	PEMMX	-1.8	-34.3	09/11	25.2	17.5	17.3	5	-0.07	-0.11	-0.11	1	2
EQ	Divers EMs	iShs MSCI EMs Eastern Eur Idx	ESR	-1.8	-38.5	05/12	30.2	21.9	20.8	5	-0.06	-0.09	-0.09	1	1
EQ	Divers EMs	MassMutual Premier Strat EM A	MPASX	-2.9	-27.8	09/11	21.8	15.4	15.0	5	-0.14	-0.19	-0.20	1	1
EQ	Divers EMs	PwrShs MENA Fr Countries	PMNA	-4.9	-22.0	12/11	14.2	10.6	13.9	5	-0.35	-0.47	-0.36	1	1
EQ	Divers EMs	Nuveen Tradewinds EMs A	NTEAX	-8.9	-39.5	05/12	20.6	16.2	22.6	5	-0.44	-0.56	-0.40	1	1
EQ	Divers EMs	Market Vectors Egypt Idx ETF	EGPT	-14.5	-53.1	12/11	34.0	25.2	32.0	5	-0.43	-0.58	-0.46	1	2
EQ	Dvrs Pac/Asia	Putnam Asia Pacific Eqty A	PAPAX	-0.9	-32.8	09/11	23.6	16.9	14.4	5	-0.04	-0.06	-0.07	1	1
EQ	Eq Prec Met	Dyn Gold & Precious Metals I	DWGOX	-6.5	-52.3	02/13	33.0	24.0	25.0	5	-0.20	-0.27	-0.26	4	3
EQ	Eq Prec Met	Mrk Vect Junior Gold Min ETF	GDXJ	-8.2	-57.5	02/13	36.9	26.9	31.1	5	-0.23	-0.31	-0.27	4	3
EQ	Eq Prec Met	PwrShs Glob Gold & Prec Mtls	PSAU	-5.3	-39.2	03/13	27.0	20.0	18.9	5	-0.20	-0.27	-0.29	3	3
EQ	Eq Prec Met	Fst Tr ISE Glob Platinum Idx	PLTM	-23.3	-60.7	08/12	32.2	26.0	39.5	5	-0.73	-0.90	-0.59	1	5
EQ	Equity Energy	JPMorgan Aler MLP Index ETN	AMJ	20.2	-10.7	09/11	15.6	7.8	3.6	5	1.29	2.56	5.61	5	5
EQ	Equity Energy	Oppen SteelPath MLP Sel 40 A	MLPFX	10.6	-7.4	09/11	9.5	4.8	2.5	4	1.11	2.20	4.15	5	4
EQ	Equity Energy	Oppen SteelPath MLP Alpha A	MLPAX	10.6	-6.3	05/12	8.8	4.1	2.2	4	1.19	2.53	4.81	5	5
EQ	Equity Energy	Oppen SteelPath MLP Income A	MLPDX	8.1	-9.6	09/11	9.5	5.0	3.1	4	0.85	1.59	2.56	5	3
EQ	Equity Energy	Dynamic Energy Income I	DWEIX	4.4	-17.3	09/11	16.0	11.1	8.3	5	0.27	0.39	0.52	3	1
EQ	Equity Energy	Putnam Global Energy A	PGEAX	2.9	-27.8	09/11	23.1	15.9	13.3	5	0.12	0.17	0.21	2	1
EQ	Equity Energy	SPDR S&P Inter Energy Sector	IPW	0.6	-27.0	09/11	23.5	16.0	13.9	5	0.02	0.03	0.04	2	1
EQ	Equity Energy	EGShs Energy GEMS ETF	OGEM	0.2	-30.2	05/12	24.0	16.8	15.9	5	0.01	0.01	0.01	2	1
EQ	Europe Stock	Virtus Greater Eur Oppor A	VGEAX	10.1	-15.4	09/11	15.4	9.7	4.7	5	0.65	1.04	2.12	5	5
EQ	Europe Stock	ING FTSE 100 Index Port I	IIFPX	7.5	-20.8	09/11	19.7	12.8	7.8	5	0.38	0.58	0.95	5	3
EQ	Europe Stock	Glob X FTSE Nordic Region ETF	GXF	9.2	-32.3	09/11	26.5	17.0	15.4	5	0.34	0.53	0.59	4	4
EQ	Europe Stock	WisdomTree Europe Hedged Eqty	HEDJ	4.6	-16.3	09/11	12.1	8.3	7.4	5	0.38	0.55	0.61	4	5
EQ	Europe Stock	ING Euro STOXX 50 Idx Port I	IDJIX	-1.4	-37.3	05/12	28.0	19.7	19.5	5	-0.05	-0.08	-0.08	2	2
EQ	Europe Stock	SPDR S&P Russia	RBL	-2.1	-38.7	05/12	29.9	22.2	20.9	5	-0.07	-0.10	-0.10	2	1
EQ	Europe Stock	Market Vectors Poland ETF	PLND	-5.3	-44.7	05/12	33.4	23.2	25.3	5	-0.16	-0.23	-0.21	1	1
EQ	Financial	iShs MSCI Far East Fncls Idx	FEFN	8.7	-22.3	12/11	18.6	12.2	9.9	5	0.46	0.70	0.87	4	3
EQ	Financial	First Tr NASDAQ ABA Comm Bank	QABA	5.7	-27.3	09/11	20.5	13.4	10.8	5	0.27	0.42	0.52	3	3
EQ	Financial	RevenueShs Financials Sector	RWW	5.9	-33.0	09/11	23.6	15.6	14.2	5	0.25	0.37	0.41	2	2
EQ	Financial	iS MSCI Emerg Mrkts Fncls Idx	EMFN	5.1	-29.8	09/11	24.4	16.4	12.6	5	0.20	0.30	0.40	2	2
EQ	Financial	SPDR S&P Mortgage Finance ETF	KME	4.3	-42.6	09/11	23.7	16.7	21.2	5	0.18	0.25	0.20	1	5
EQ	Financial	iS MSCI ACWI ex US Fncls Idx	AXFN	3.0	-28.3	05/12	23.1	16.1	14.2	5	0.13	0.18	0.21	1	2
EQ	Financial	SPDR S&P Inter Financial Sect	IPF	2.8	-29.7	05/12	23.6	16.5	14.9	5	0.11	0.16	0.18	1	2
EQ	Financial	Putnam Global Financial A	PGFFX	1.4	-32.1	09/11	24.7	17.0	13.8	5	0.05	0.07	0.09	1	2
EQ	Financial	EGShs Financials GEMS ETF	FGEM	0.6	-32.6	09/11	24.9	16.9	16.4	5	0.02	0.03	0.03	1	2
EQ	Financial	iShs MSCI Europe Fncls Index	EUFN	-3.1	-42.2	05/12	31.0	21.9	22.2	5	-0.10	-0.15	-0.14	1	2
EQ	Foreign Lg Bld	Dyn Canadian Eqty Income I	DWGIX	11.0	-6.6	09/11	9.0	5.2	2.3	4	1.21	2.09	4.70	5	4
EQ	Foreign Lg Bld	NorthRoad International Y	NRIEX	8.2	-20.7	09/11	15.9	10.7	9.6	5	0.51	0.75	0.84	5	4
EQ	Foreign Lg Bld	Schwab Inter Core Eqty	SICNX	8.1	-21.3	09/11	18.8	12.8	9.3	5	0.42	0.62	0.86	5	5
EQ	Foreign Lg Bld	Parametric Inter Eqty Inv	EAISX	6.1	-21.3	09/11	18.1	12.5	10.2	5	0.33	0.48	0.59	4	4
EQ	Foreign Lg Bld	Amer Fds Intl Gr And Inc 529A	CGIAX	4.6	-20.1	09/11	16.6	11.2	8.7	5	0.27	0.41	0.52	4	3
EQ	Foreign Lg Bld	CRM International Oppor Instl	CRIIX	5.2	-27.5	09/11	21.8	15.1	12.4	5	0.24	0.34	0.41	3	2
EQ	Foreign Lg Bld	Schwab International Eqty ETF	SCHF	4.7	-23.1	09/11	19.2	13.3	11.3	5	0.24	0.35	0.41	3	3
EQ	Foreign Lg Bld	Principal Inter Eq Idx Instl	PIDIX	4.5	-23.4	09/11	19.7	13.6	11.4	5	0.23	0.33	0.39	3	4
EQ	Foreign Lg Bld	Hartford Divr International A	HDVAX	4.2	-23.5	09/11	19.1	12.8	11.1	5	0.22	0.32	0.37	3	1
EQ	Foreign Lg Bld	Fidelity Ser Glob ex US Idx	FSGEX	4.2	-24.2	09/11	19.3	13.3	11.6	5	0.21	0.31	0.35	3	3
EQ	Foreign Lg Bld	Johnson International	JINTX	4.0	-25.0	09/11	19.8	13.6	11.3	5	0.20	0.29	0.34	3	2

EQ	Foreign Lg Bld	Amer Fds International HLS IB	HVTBX	3.9	-25.4	09/11	19.1	13.3	11.9	5	0.20	0.29	0.32	3	3
EQ	Foreign Lg Bld	Nuveen Symphony Inter Eqty A	NSIAX	3.6	-22.3	09/11	19.3	12.9	9.1	5	0.18	0.27	0.38	3	1
EQ	Foreign Lg Bld	Hancock Horizon Divr Intl A	HHDAX	3.6	-24.8	09/11	19.2	13.3	12.5	5	0.18	0.26	0.28	2	1
EQ	Foreign Lg Bld	Victory International A	VIAFX	3.3	-24.9	09/11	19.2	13.2	10.8	5	0.17	0.24	0.30	2	1
EQ	Foreign Lg Bld	Victory Inter Select A	VISFX	2.7	-26.5	09/11	20.0	14.1	11.2	5	0.13	0.18	0.23	2	1
EQ	Foreign Lg Bld	Nomura Partners Inter Eqty A	NPQAX	2.1	-24.0	09/11	20.2	13.7	12.2	5	0.10	0.14	0.16	2	1
EQ	Foreign Lg Grw	Fidelity Series Inter Grth	FIGSX	9.6	-22.3	09/11	18.3	11.8	8.2	5	0.52	0.81	1.16	5	5
EQ	Foreign Lg Grw	Nuveen International Growth A	NBQAX	7.4	-25.4	09/11	19.6	13.8	12.2	5	0.38	0.53	0.60	3	4
EQ	Foreign Lg Grw	AQR International Momentum L	AIMOX	6.7	-26.9	09/11	19.9	13.7	12.6	5	0.33	0.48	0.53	2	5
EQ	Foreign Lg Grw	Morg Stan Inst Intl Opp I	MIOIX	5.8	-26.1	09/11	19.5	13.2	12.3	5	0.29	0.43	0.46	2	1
EQ	Foreign Lg Grw	WHV International Eqty I	WHVIX	4.3	-29.0	09/11	21.5	14.7	12.6	5	0.20	0.29	0.34	2	3
EQ	Foreign Lg Grw	Franklin Intl Growth A	FNGAX	4.2	-25.0	09/11	18.2	12.7	10.2	5	0.23	0.32	0.40	2	1
EQ	Foreign Lg Val	Twd, Brne Gl Val II Ccy Unhgd	TBCUX	10.0	-14.0	09/11	13.5	8.9	5.2	5	0.73	1.12	1.90	5	5
EQ	Foreign Lg Val	Fed Intl Strat Val Div A	IVFAX	6.6	-15.9	09/11	16.1	10.6	6.1	5	0.41	0.62	1.07	5	3
EQ	Foreign Lg Val	Causeway Inter Opps Inst	CIOIX	7.2	-26.1	09/11	21.1	14.2	11.1	5	0.34	0.50	0.64	4	4
EQ	Foreign Lg Val	Principal Overseas Instl	PINZX	4.7	-24.9	09/11	20.8	14.1	11.7	5	0.22	0.32	0.39	3	3
EQ	Foreign Lg Val	Mutual International A	FMIAX	4.0	-21.1	09/11	15.1	10.3	8.6	5	0.26	0.38	0.45	3	1
EQ	Foreign Lg Val	Laudus Mondrian Instl Intl Eq	LIIEIX	4.0	-19.8	05/12	17.8	12.1	8.9	5	0.22	0.32	0.43	3	3
EQ	Foreign Lg Val	Laudus Mondrian Intl Eqty Ins	LIEIX	3.8	-19.9	05/12	17.7	12.0	8.9	5	0.21	0.31	0.42	3	3
EQ	Foreign Lg Val	Fidelity Series Inter Val	FINVX	3.2	-27.6	09/11	20.5	14.5	14.6	5	0.15	0.21	0.21	2	5
EQ	Foreign Lg Val	RevenueShs ADR	RTR	2.1	-25.2	09/11	21.7	14.5	12.6	5	0.09	0.14	0.16	2	2
EQ	Foreign Lg Val	Lord Abbett Intl Div Inc A	LIDAX	2.1	-23.9	05/12	19.9	13.9	11.7	5	0.10	0.14	0.17	2	1
EQ	Foreign Lg Val	DFA Inter Val Ex Tobacco	DFVLX	2.0	-28.9	05/12	21.5	14.9	14.9	5	0.09	0.13	0.13	2	2
EQ	Foreign S/M Bl	Laz Glob Listed Inf Port Ins	GLIFX	10.5	-10.8	09/11	10.0	5.7	4.4	4	1.04	1.83	2.33	5	5
EQ	Foreign S/M Bl	IVA International A	IVIOX	6.6	-10.1	05/12	9.9	6.5	4.0	4	0.66	1.01	1.62	5	3
EQ	Foreign S/M Bl	SPDR S&P Inter Mid Cap	MDD	7.9	-21.6	09/11	18.5	12.8	10.8	5	0.42	0.60	0.72	3	3
EQ	Foreign S/M Bl	Schwab Inter Sm-Cap Eq ETF	SCHC	6.9	-24.6	09/11	20.3	14.0	13.0	5	0.34	0.49	0.52	2	3
EQ	Foreign S/M Bl	Royce Inter Smer-Com Ser	RYGSX	6.9	-25.0	12/11	19.0	13.4	13.1	5	0.36	0.51	0.52	2	2
EQ	Foreign S/M Bl	Vang FTSE All-Wld ex-US SmCp	VFSNX	6.6	-25.8	09/11	20.7	14.2	13.3	5	0.32	0.46	0.49	2	3
EQ	Foreign S/M Bl	IQ Canada Small Cap ETF	CNDA	-1.6	-37.7	06/12	27.0	19.5	21.9	5	-0.06	-0.09	-0.08	1	1
EQ	Foreign S/M Gr	Fidelity Series Inter Sm Cap	FSTSX	11.6	-20.9	09/11	18.0	11.4	8.1	5	0.64	1.01	1.42	4	4
EQ	Foreign S/M Gr	JOHCM International Select I	JOHIX	11.3	-23.5	09/11	21.5	14.2	10.3	5	0.52	0.78	1.08	3	2
EQ	Foreign S/M Gr	Baron Inter Grth Retail	BIGFX	6.0	-22.9	09/11	19.0	12.8	9.8	5	0.31	0.46	0.60	1	1
EQ	Foreign S/M Gr	Advisory Res Intl Sm Cap Val	ADVIX	7.9	-20.8	12/11	17.5	12.0	10.2	5	0.44	0.65	0.76	4	5
EQ	Foreign S/M Vl	Pear Tr Pol Fgn Val Sm Cp Ins	QUSIX	7.4	-23.8	12/11	17.9	12.7	11.1	5	0.41	0.57	0.65	3	5
EQ	Foreign S/M Vl	DFA Inter Vector Eqty I	DFVQX	5.3	-26.1	05/12	20.9	14.4	13.8	5	0.25	0.36	0.38	2	2
EQ	Global Real Est	DFA Global Real Est Sec I	DFGEX	16.4	-17.7	09/11	16.4	9.8	4.9	4	1.00	1.66	3.32	5	5
EQ	Global Real Est	SPDR Dow Jones Glob Real Est	RWO	15.2	-18.1	09/11	16.9	10.4	5.4	4	0.89	1.44	2.80	5	4
EQ	Global Real Est	Cohen & Steers Gl Real Mjs E	GRI	14.0	-19.1	09/11	17.9	11.2	5.6	4	0.78	1.24	2.49	5	4
EQ	Global Real Est	T. R Pr Glob Real Est Adv	PAGEX	13.9	-18.7	09/11	16.9	10.3	5.3	4	0.82	1.35	2.61	5	3
EQ	Global Real Est	Virtus Global Real Est Sec A	VGSAX	12.5	-18.8	09/11	17.0	10.4	5.2	4	0.73	1.20	2.37	5	1
EQ	Global Real Est	James Alp Gl RI Est Invsmts A	JAREX	12.8	-22.0	09/11	17.0	10.9	6.3	4	0.75	1.17	2.00	4	3
EQ	Global Real Est	Nor Mul-Mgr Gbl Real Est	NMMGX	12.2	-20.3	09/11	17.5	11.2	6.1	4	0.69	1.08	1.98	4	3
EQ	Global Real Est	Touchstone Global Real Est A	TGAAX	11.2	-20.2	09/11	17.8	11.2	6.0	4	0.62	0.99	1.83	3	1
EQ	Global Real Est	MFS Global Real Est A	MGLAX	10.4	-20.0	09/11	17.2	11.1	6.3	4	0.60	0.92	1.62	3	2
EQ	Global Real Est	Lazard Inter Realty Eq Open	LITOX	9.6	-24.5	09/11	22.0	14.8	9.1	5	0.43	1	1.04	1	3
EQ	Global Real Est	Alpine EMS Rel Est Instl	AEMEX	9.2	-29.1	09/11	23.9	16.4	11.7	5	0.38	0.55	0.77	1	1
EQ	Health	SPDR S&P Inter HealthCare Sec	IRY	13.0	-12.5	09/11	13.9	9.2	4.6	4	0.93	1.40	2.79	3	3

EQ	India Equity	iShs S&P India Nifty 50 Index	INDY	-3.0	-36.3	12/11	28.7	18.9	19.5	5	-0.11	-0.16	-0.16	5	4
EQ	India Equity	Nomura Partners India A	NPIAX	-6.2	-36.4	05/12	26.5	18.2	19.7	5	-0.24	-0.34	-0.32	1	2
EQ	Industrials	Putnam Global Industrial A	PGIAX	9.4	-30.7	09/11	21.8	13.9	12.1	5	0.43	0.67	0.77	1	2
EQ	Industrials	SPDR S&P Inter Ind Sector	IPN	6.0	-26.2	09/11	19.6	13.6	13.4	5	0.30	0.44	0.44	1	1
EQ	Industrials	Fst Tr ISE GI Engrng & Const	FLM	4.2	-30.8	09/11	23.6	15.9	15.9	5	0.17	0.26	0.26	1	1
EQ	Japan Stock	GMO Flexible Equities III	GFEFX	5.1	-18.4	05/12	16.6	11.4	12.2	5	0.30	0.44	0.41	2	4
EQ	Japan Stock	ING Japan TOPIX Index® Port I	IJIX	3.4	-19.8	05/12	15.0	10.9	11.6	5	0.22	0.31	0.29	2	2
EQ	Japan Stock	Nuveen Tradewinds Japan A	NTJAX	-0.5	-20.9	05/12	13.2	9.4	10.6	5	-0.04	-0.06	-0.05	1	1
EQ	Large Blend	ALPS Equal Sector Weight ETF	EQL	12.8	-15.9	09/11	14.6	8.8	5.0	4	0.87	1.44	2.55	5	5
EQ	Large Blend	Inst Advisors LargeCap	IALFX	12.0	-12.3	09/11	12.9	7.3	4.4	4	0.92	1.62	2.69	5	5
EQ	Large Blend	The Cook & Bynum Fund	COBYX	11.7	-9.0	06/10	8.6	5.0	2.5	3	1.35	2.33	4.61	5	5
EQ	Large Blend	Jacob Wisdom	JWSFX	11.3	-9.8	09/11	10.7	6.1	3.0	4	1.04	2	3.78	5	5
EQ	Large Blend	Convergence Core Plus Inst	MARNX	15.2	-19.6	09/11	16.8	10.6	6.2	4	0.90	1.4	2.45	4	4
EQ	Large Blend	Schwab U.S. Broad Market ETF	SCHB	13.1	-17.4	09/11	15.5	9.4	5.6	4	0.84	1.38	2.33	4	4
EQ	Large Blend	Schwab U.S. Large-Cap ETF	SCHX	12.7	-16.7	09/11	15.1	9.2	5.4	4	0.84	1.38	2.35	4	4
EQ	Large Blend	LM Battery US Lg Cap Eq I	LMTIX	12.5	-17.4	09/11	15.4	9.4	5.7	4	0.81	1.33	2.17	4	4
EQ	Large Blend	Hennessy Corner Lg Grth Inst	HILGX	12.2	-16.7	09/11	14.2	8.7	5.3	5	0.85	1.38	2.31	4	1
EQ	Large Blend	iShs Russell Top 200 Index	IWL	12.0	-15.4	09/11	14.7	8.9	5.2	4	0.81	1.34	2.30	4	4
EQ	Large Blend	ASTON/Herndon Large Cap Val N	AALIX	11.9	-16.7	09/11	16.2	10.0	5.6	5	0.73	1.18	2.11	4	2
EQ	Large Blend	Alpine Accelerating Div Instl	AADDX	11.5	-17.5	09/11	15.1	9.4	5.5	4	0.75	1.21	2.06	4	3
EQ	Large Blend	Golub Group Eqty	GGEFX	10.5	-13.5	09/11	13.6	8.4	4.8	4	0.76	1.23	2.16	4	3
EQ	Large Blend	Catalyst/Groesbeck Grth of In	CGGAX	9.0	-11.4	09/11	12.4	7.4	4.0	4	0.72	1.20	2.23	4	1
EQ	Large Blend	T. R Pr US Lg-Cap Core Adv	PAULX	12.1	-17.8	09/11	15.6	9.6	5.9	4	0.77	1.24	2.03	3	4
EQ	Large Blend	SEI Instl Mgd Large Cap A	SLGAX	11.6	-18.0	09/11	15.7	9.7	5.9	5	0.73	1.19	1.94	3	3
EQ	Large Blend	Fidelity Series All-Sect Eqty	FSAEX	11.5	-18.7	09/11	16.0	10.0	6.3	4	0.71	1.14	1.81	3	3
EQ	Large Blend	Strategic Advisers Core	FCSAX	11.5	-18.8	09/11	16.0	9.9	6.1	4	0.71	1.15	1.87	3	3
EQ	Large Blend	Davidson Multi-Cap Eqty A	DFMAX	11.1	-19.3	09/11	16.1	9.6	6.2	4	0.69	1.15	1.77	3	3
EQ	Large Blend	Advisory Research All Cap Val	ADVGX	11.0	-16.9	09/11	14.6	9.4	5.6	4	0.75	1.16	1.96	3	3
EQ	Large Blend	ING Corporate Leaders 100 A	IACLX	10.5	-16.5	09/11	15.7	9.6	5.4	4	0.66	1.09	1.91	3	2
EQ	Large Blend	Amer Fds BI Ch Inc & Gr HLS I	HVCBX	10.2	-16.2	09/11	14.9	9.1	5.4	4	0.68	1.11	1.85	3	4
EQ	Large Blend	Amer Fds Growth-Income HLS IB	HVNBX	10.1	-17.2	09/11	15.4	9.7	5.7	4	0.65	1.03	1.74	3	4
EQ	Large Blend	Great Lakes Dis Eqty Inv	GLDEX	9.9	-15.1	09/11	14.1	8.6	5.1	4	0.70	1.14	1.94	3	3
EQ	Large Blend	USFS Fds Tactical Asset Alloc	USFSX	9.7	-13.9	09/11	13.7	8.5	4.7	4	0.70	1.13	2.02	3	2
EQ	Large Blend	MainStay Epoch US Eqty Yld I	EPLCX	10.8	-18.9	09/11	15.5	9.7	6.3	4	0.69	1.10	1.69	2	3
EQ	Large Blend	PMC Diversified Eqty	PMDEX	10.6	-20.8	09/11	16.8	10.6	7.0	5	0.62	0.99	1.51	2	3
EQ	Large Blend	AdvisorOne Select Apprec N	CLACX	9.2	-23.4	09/11	17.6	11.4	7.6	5	0.52	0.80	1.19	1	2
EQ	Large Blend	KEYnotes Fst Tr Enh 130/30 Lg	JFT	8.7	-19.3	09/11	16.7	10.5	8.4	5	0.51	0.82	1.02	1	1
EQ	Large Blend	The BeeHive Fund	BEEHX	8.6	-21.6	09/11	16.6	10.6	7.9	5	0.51	0.80	1.07	1	1
EQ	Large Blend	AllianzGI Disciplined Eqty A	ARDAX	6.4	-19.6	09/11	16.2	10.3	6.5	5	0.39	0.62	0.98	1	1
EQ	Large Blend	ESG Mgrs Growth Port A	PAGAX	6.2	-20.7	09/11	15.6	10.3	7.7	5	0.39	0.60	0.80	1	1
EQ	Large Blend	Arrow DWA Tactical A	DWTFX	2.9	-18.4	09/11	13.9	10.4	11.1	5	0.20	0.27	0.25	1	1
EQ	Large Growth	Dynamic US Growth I	DWUGX	18.1	-16.5	09/11	19.8	11.2	7.6	5	0.91	1.62	2.37	5	1
EQ	Large Growth	Vulcan Value Partners	VVPLX	14.3	-13.6	09/11	14.9	8.6	4.6	4	0.96	1.65	3.07	5	5
EQ	Large Growth	DSM Large Cap Growth Instl	DSMLX	14.1	-16.2	09/11	16.8	9.8	5.1	5	0.84	1.44	2.75	5	4
EQ	Large Growth	iShs Russell Top 200 Grth Idx	IWY	12.5	-12.8	09/11	14.7	8.8	4.5	4	0.84	1.41	2.73	5	4
EQ	Large Growth	ING Rusl Lg Cp Gr Idx Port I	IRLNX	12.2	-13.0	09/11	14.7	8.8	4.6	4	0.82	1.37	2.63	5	4
EQ	Large Growth	Morgan Stanley Inst Adv H	MAPHX	12.0	-10.7	09/11	13.4	7.7	3.8	5	0.89	1.54	3.16	5	1
EQ	Large Growth	Gerstein Fisher Mul-Fac Grth	GFMGX	12.7	-16.8	09/11	17.1	10.5	5.9	5	0.74	1.20	2.13	4	4

EQ	Large Growth	Schwab U.S. Lg-Cap Grth ETF	SCHG	12.2	-17.7	09/11	16.8	10.2	5.8	5	0.72	1.18	2.09	4	4
EQ	Large Growth	AQR Momentum L	AMOMX	12.3	-20.7	09/11	16.9	10.7	6.8	5	0.72	1.14	1.79	3	5
EQ	Large Growth	Mgrs AMG Renaissance Lg Cp Gr	MRLIX	11.2	-22.0	09/11	19.4	11.4	6.7	5	0.57	0.98	1.67	3	4
EQ	Large Growth	Colum Large Cap Growth ETF	RPX	11.0	-17.9	09/11	16.6	10.3	5.8	5	0.65	1.05	1.86	3	3
EQ	Large Growth	American Funds Growth HLS IB	HVRBX	10.4	-19.4	09/11	16.1	10.3	6.4	5	0.64	1.00	1.62	3	3
EQ	Large Growth	JHVIT Grth Eqty Trust Ser NAV	JGEAX	10.4	-17.2	09/11	17.0	10.3	5.8	5	0.61	1.00	1.77	3	3
EQ	Large Growth	Congress Large Cap Growth R	CAMLX	10.2	-15.3	09/11	14.6	9.3	5.2	5	0.69	1.09	1.93	3	3
EQ	Large Growth	Hodges Blue Chip 25 Retl	HDPBX	9.4	-14.6	09/11	13.9	9.1	5.3	4	0.67	1.03	1.76	3	5
EQ	Large Growth	Dreyfus US Eqty A	DPUAX	8.7	-14.1	09/11	14.3	8.7	5.0	5	0.60	0.99	1.72	3	2
EQ	Large Growth	JHFunds2 Alpha Oppor NAV	JAPVX	11.3	-23.2	09/11	17.5	11.2	8.3	5	0.64	1.00	1.34	2	5
EQ	Large Growth	JHVIT Alp Oppor Trust Ser NAV	JAPNX	11.2	-23.2	09/11	17.4	11.2	8.4	5	0.64	0.99	1.33	2	5
EQ	Large Growth	Colum Select Lg Cap Grth ETF	RWG	9.3	-16.6	09/11	17.8	11.6	6.2	5	0.52	0.79	1.48	2	2
EQ	Large Growth	Nuveen Winslow Lg-Cap Grth A	NWCAX	8.8	-17.7	09/11	17.7	10.9	6.1	5	0.49	0.80	1.42	2	1
EQ	Large Growth	Clear River Investor	CLRVX	8.3	-17.0	09/11	14.7	9.5	5.8	4	0.55	0.86	1.40	2	4
EQ	Large Growth	Madison Eqty Income A	MENAX	5.1	-11.2	09/11	13.2	7.9	3.6	5	0.38	0.63	1.39	2	1
EQ	Large Growth	BNY Mellon Foc Eqty Opp Inv	MFOIX	8.2	-23.1	09/11	19.6	13.0	8.2	5	0.41	0.62	0.99	1	3
EQ	Large Growth	AlphaMark Large Cap Growth	AMLCX	8.1	-19.9	09/11	17.4	10.9	7.2	5	0.46	0.73	1.12	1	4
EQ	Large Growth	Goldman Sachs US Eqty A	GAGVX	7.5	-19.9	09/11	16.1	10.3	6.8	5	0.46	0.72	1.09	1	3
EQ	Large Growth	Transamerica Divr Eqty A	TADAX	6.6	-20.0	09/11	18.2	11.3	6.8	5	0.36	0.58	0.95	1	1
EQ	Large Growth	AlliBern US Strat Research A	AURAX	6.3	-29.3	09/11	20.0	13.7	12.1	5	0.31	0.45	0.51	1	1
EQ	Large Growth	Dyn Contrarian Advantage I	DWGVX	4.7	-15.0	09/11	11.1	7.8	7.8	5	0.42	0.60	0.59	1	5
EQ	Large Growth	Biondo Focus Investor	BFONX	-0.4	-35.9	12/11	27.8	20.3	20.0	5	-0.02	-0.03	-0.03	1	1
EQ	Large Value	Hodges Eqty Income Retl	HDPEX	13.2	-10.3	06/10	12.2	6.6	3.3	4	1.07	1.97	3.93	5	3
EQ	Large Value	RNC Genter Dividend Income	GDIIX	12.4	-12.2	09/11	12.4	6.7	3.5	4	0.99	1.83	3.47	5	4
EQ	Large Value	Mann & Nap Dividend Focus I	MNDFX	11.8	-10.9	06/10	12.3	7.3	3.6	4	0.95	1.60	3.25	5	4
EQ	Large Value	Dana Large Cap Core N	EPCNX	13.7	-18.0	09/11	15.6	9.3	5.4	4	0.87	1.46	2.54	4	2
EQ	Large Value	Carne Large Cap Value Inst	WVLIX	13.5	-16.6	09/11	16.2	9.5	5.4	4	0.83	1.42	2.47	4	2
EQ	Large Value	Schwab U.S. Large-Cap Val ETF	SCHV	13.2	-15.9	09/11	14.1	8.4	5.1	4	0.93	1.56	2.55	4	5
EQ	Large Value	iShs Russell Top 200 Val Idx	IWX	11.5	-17.9	09/11	15.2	9.3	6.0	4	0.75	1.22	1.89	3	5
EQ	Large Value	ING Rusl Lg Cp Val Idx Port I	IRVIX	11.3	-18.0	09/11	15.2	9.4	6.0	4	0.74	1.20	1.86	3	4
EQ	Large Value	Colum Lg Val Quantitative A	RLCAX	11.1	-18.6	09/11	16.1	10.1	6.0	5	0.68	1.09	1.82	3	1
EQ	Large Value	Colum Select Lg Cap Val ETF	GVT	11.5	-21.2	09/11	17.1	10.5	6.8	5	0.67	1.08	1.67	2	2
EQ	Large Value	Strategic Advisers Value	FVSAX	10.8	-18.6	09/11	15.6	9.9	6.3	4	0.69	1.09	1.71	2	3
EQ	Large Value	Guggen Large Cap Value Inst	SLCIX	10.1	-21.8	09/11	16.8	11.1	7.7	5	0.60	0.90	1.30	2	2
EQ	Large Value	Poplar Forest Partners A	PFPFX	8.6	-21.7	09/11	19.2	12.2	7.9	5	0.44	0.70	1.08	2	1
EQ	Large Value	Perkins Large Cap Value A	JAPAX	7.7	-17.5	09/11	14.2	9.0	5.7	4	0.54	0.85	1.34	2	1
EQ	Large Value	Fidelity Series Large Cap Val	FLVSX	8.2	-23.0	09/11	16.9	11.2	8.4	5	0.48	0.72	0.96	1	2
EQ	Large Value	Touchstone Foc Eqty A	TFEAX	6.0	-26.4	09/11	19.1	12.5	10.6	5	0.31	0.47	0.56	1	1
EQ	Latin Amer St	iShs MSCI All Peru Capped Idx	EPU	13.4	-28.1	09/11	22.9	14.1	12.1	5	0.58	0.95	1.10	5	4
EQ	Latin Amer St	Global X FTSE Colombia 20 ETF	GXG	10.5	-22.0	11/11	19.6	12.1	9.2	5	0.53	0.86	1.13	5	4
EQ	Latin Amer St	EGShs Brazil Infra	BRXX	4.6	-23.2	09/11	21.2	14.1	10.2	5	0.21	0.32	0.44	4	2
EQ	Latin Amer St	Mrk Vect Brazil Sm-Cap ETF	BRF	3.3	-31.8	09/11	29.1	19.7	16.2	5	0.11	0.16	0.20	3	2
EQ	Latin Amer St	Dreyfus Brazil Eqty A	DBZAX	-1.2	-26.6	09/11	23.3	16.0	13.3	5	-0.06	-0.08	-0.10	2	2
EQ	Long/Short Eq	RiverPark Long/Sh Oppor Instl	RLSIX	11.7	-7.7	09/11	12.7	6.3	2.6	5	0.91	1.85	4.40	5	2
EQ	Long/Short Eq	ProShs Large Cap Core Plus	CSM	12.1	-17.6	09/11	15.7	9.4	5.7	4	0.76	1.27	2.08	4	5
EQ	Long/Short Eq	AdvisorOne Enhanced Income N	CLEIX	4.6	-9.6	09/11	6.8	4.4	2.9	3	0.66	1.01	1.55	4	4
EQ	Long/Short Eq	Schooner A	SCNAX	4.3	-8.3	09/11	8.8	4.7	2.3	4	0.48	0.89	1.79	4	2
EQ	Long/Short Eq	Hancock Hrz Quant Long/Sh A	HHQAX	8.8	-20.2	09/11	16.5	10.5	7.2	5	0.53	0.83	1.22	3	3


EQ	Long/Short Eq	Cred Suis Long/Sh Liq Idx ETN	CSLS	2.4	-11.0	09/11	8.5	5.4	4.3	4	0.27	0.42	0.53	2	2
EQ	Long/Short Eq	Alger Dynamic Oppor A	SPEDX	2.3	-14.8	09/11	8.8	6.2	5.9	4	0.25	0.36	0.37	2	2
EQ	Long/Short Eq	Turner Spectrum Instl	TSPEX	1.6	-5.9	08/12	5.2	3.6	3.6	5	0.30	0.43	0.42	2	2
EQ	Long/Short Eq	The Collar	COLLX	1.1	-4.6	09/11	3.7	2.5	2.0	2	0.28	0.41	0.51	2	3
EQ	Long/Short Eq	Highland Long/Sh Healthcare A	HHCAH	0.6	-20.3	12/12	12.3	8.2	9.8	5	0.04	0.06	0.05	2	2
EQ	Long/Short Eq	Forward Tactical Growth C	FTGOX	0.5	-9.9	12/11	6.7	4.7	5.4	4	0.05	0.08	0.07	2	3
EQ	Long/Short Eq	Hussman Strat International	HSIEX	0.4	-8.9	11/12	4.8	3.2	5.4	4	0.07	0.10	0.06	2	2
EQ	Long/Short Eq	Leigh Baldwin Tot Return	LEBOX	-1.9	-8.5	02/13	5.5	4.7	4.8	5	-0.36	-0.43	-0.42	1	2
EQ	Long/Short Eq	Thesis Flexible	TFLEX	-2.9	-18.6	09/11	11.5	9.3	8.2	5	-0.26	-0.32	-0.36	1	2
EQ	Long/Short Eq	Toews Hedged EMs Fund	THEMX	-11.6	-35.7	12/11	16.5	13.6	23.6	5	-0.71	-0.87	-0.50	1	2
EQ	Mid-Cap Bld	Diamond Hill Research Oppor A	DHROX	10.1	-13.0	09/11	13.1	7.2	4.4	5	0.76	1.39	2.28	4	1
EQ	Mid-Cap Bld	Jensen Quality Value I	JNVIX	9.6	-14.7	09/11	15.2	9.1	5.1	5	0.62	1.04	1.86	3	3
EQ	Mid-Cap Bld	Natixis Vaughan Nel Val Opp A	VNVAX	11.2	-23.9	09/11	18.7	11.9	9.3	5	0.60	0.93	1.20	2	2
EQ	Mid-Cap Bld	Colum Recovery and Infra A	RRIAX	7.4	-32.8	09/11	25.4	16.3	14.5	5	0.29	0.44	0.50	1	1
EQ	Mid-Cap Bld	API Master Allocation A	APIFX	6.0	-20.6	09/11	16.1	10.5	7.3	5	0.37	0.57	0.81	1	1
EQ	Mid-Cap Bld	Royce Focus Value Svc	RYFVX	3.2	-26.3	09/11	18.9	13.0	12.9	5	0.16	0.24	0.24	1	1
EQ	Mid-Cap Grw	Akre Focus Inst	AKRIX	18.2	-7.5	08/10	11.2	5.4	2.7	4	1.62	3.33	6.68	5	5
EQ	Mid-Cap Grw	Champlain Mid Cap Adv	CIPMX	14.1	-18.8	09/11	15.4	9.3	5.7	5	0.91	1.51	2.47	5	4
EQ	Mid-Cap Grw	ING Rusl Md Cp Grth I Port I	IRGJX	14.1	-21.0	09/11	17.8	10.7	6.6	5	0.78	1.30	2.13	4	4
EQ	Mid-Cap Grw	RevShs Navellier Overall A-10	RWW	13.9	-20.5	09/11	18.9	11.5	6.7	5	0.73	1.20	2.07	4	5
EQ	Mid-Cap Grw	Papp Small & Mid-Cap Growth	PAPPX	12.7	-19.2	09/11	17.2	9.9	6.2	5	0.73	1.27	2.03	4	2
EQ	Mid-Cap Grw	Virtus Mid-Cap Core A	VMACX	11.0	-17.2	09/11	15.1	9.0	5.7	4	0.73	1.21	1.93	4	3
EQ	Mid-Cap Grw	Eventide Gilead N	ETGLX	14.7	-25.6	09/11	20.8	13.3	7.9	5	0.70	1.10	1.85	3	5
EQ	Mid-Cap Grw	Frost Mid Cap Eqty Inst	FIKX	13.9	-24.1	09/11	19.2	11.7	8.3	5	0.72	1.18	1.65	3	2
EQ	Mid-Cap Grw	Caritas All-Cap Growth	CTSAX	9.1	-16.2	09/11	13.7	8.3	5.1	5	0.66	1.08	1.78	3	3
EQ	Mid-Cap Grw	Royce Partners Svc	RPTRX	11.1	-25.2	09/11	18.4	12.3	9.3	5	0.60	0.90	1.19	2	4
EQ	Mid-Cap Grw	ISM Dynamic Growth Inst	FMGRX	7.7	-17.0	09/11	12.9	8.7	7.0	5	0.59	0.87	1.08	1	5
EQ	Mid-Cap Grw	Monteagle Informed Inv Grth I	MIIFX	5.2	-24.4	09/11	21.4	13.3	10.5	5	0.24	0.38	0.49	1	1
EQ	Mid-Cap Val	Putnam Eqty Spectrum A	PYSAX	15.6	-16.5	09/11	15.5	9.5	5.8	5	1.00	1.63	2.67	5	1
EQ	Mid-Cap Val	Gr-West Gd Sachs MdCp Val Ini	MXMVX	13.9	-20.5	09/11	16.7	10.0	6.4	4	0.83	1.37	2.13	4	4
EQ	Mid-Cap Val	RBC Mid Cap Value I	RBMVX	13.5	-26.4	09/11	21.0	12.8	8.1	5	0.64	1.05	1.67	3	1
EQ	Mid-Cap Val	JHFunds2 Mid Value NAV	JMVNX	11.6	-19.6	09/11	16.0	10.4	6.9	5	0.72	1.10	1.66	3	5
EQ	Mid-Cap Val	Davlin Philanthropic	DPFDX	11.1	-19.8	09/11	16.1	9.9	6.0	4	0.68	1.11	1.84	3	3
EQ	Mid-Cap Val	Touchstone Mid Cap Value A	TCVAX	10.9	-23.3	09/11	17.6	10.9	7.6	5	0.61	0.99	1.41	2	2
EQ	Mid-Cap Val	Cullen Small Cap Value C	CUSCX	9.3	-23.5	09/11	18.3	11.9	8.1	5	0.50	0.77	1.13	2	1
EQ	Mid-Cap Val	Investment Partners Oppor A	IPOFX	-1.2	-16.1	05/12	10.9	8.2	9.2	5	-0.12	-0.16	-0.14	1	1
EQ	Misc Sector	Fst Tr NAS Cln Edge Smrt Grd	GRID	2.3	-30.7	09/11	21.7	15.3	16.1	5	0.10	0.15	0.14	3	3
EQ	Misc Sector	iShs S&P Glob Nuclear En Idx	NUCL	-4.0	-30.5	05/12	17.7	13.6	19.6	5	-0.23	-0.30	-0.21	2	2
EQ	Misc Sector	First Trust Glob Wind Energy	FAN	-16.0	-53.0	07/12	26.9	22.1	33.4	5	-0.60	-0.73	-0.48	1	2
EQ	Misc Sector	iShs S&P Glob Clean En Idx	ICLN	-24.7	-64.0	07/12	30.6	27.6	41.9	5	-0.81	-0.90	-0.59	1	2
EQ	Misc Sector	Guggenheim Solar	TAN	-39.3	-82.4	11/12	46.2	39.9	54.9	5	-0.85	-0.99	-0.72	1	2
EQ	Misc Sector	Mrk Vect Solar Energy ETF	KWT	-40.5	-83.7	10/12	47.2	41.2	56.2	5	-0.86	-0.98	-0.72	1	2
EQ	Mngd Futures	AQR Managed Futures Strat I	AQMIX	1.8	-9.8	10/11	8.7	5.6	5.6	5	0.20	0.31	0.31	5	5
EQ	Mngd Futures	Dunham Alternative Strategy N	DNASX	-0.3	-13.6	05/12	7.2	5.1	8.5	5	-0.05	-0.08	-0.05	4	4
EQ	Mngd Futures	MutHedge Frontier Legends A	MHFAX	-0.5	-7.7	10/12	7.7	5.2	3.7	5	-0.08	-0.12	-0.17	4	3
EQ	Mngd Futures	ELEMENTS S&P CTI ETN	LSC	-11.5	-39.5	11/12	14.9	11.9	24.5	5	-0.77	-0.97	-0.47	2	3
EQ	Mngd Futures	Highland Trend Following A	HTFAX	-8.3	-22.8	03/13	8.8	7.6	13.5	5	-0.95	-1.10	-0.62	1	1
EQ	Mngd Futures	Guggen Managed Commod Strat A	RYLBX	-12.0	-40.3	03/13	17.8	14.8	19.1	5	-0.68	-0.82	-0.63	1	3

EQ	Mrkt Neutral	AQR Diversified Arbitrage I	ADAIX	3.1	-1.4	05/10	1.7	1.0	0.4	1	1.81	3.18	6.97	5	4
EQ	Mrkt Neutral	iShs Divr Alternatives Trust	ALT	1.4	-7.4	06/12	4.8	2.9	4.3	4	0.26	0.43	0.30	2	4
EQ	Mrkt Neutral	IQ Merger Arbitrage ETF	MNA	0.2	-7.1	09/11	5.7	4.4	3.8	5	0.02	0.03	0.03	2	3
EQ	Mrkt Neutral	Zacks Market Neutral A	ZMNAX	-1.2	-7.3	03/13	4.1	2.7	2.7	5	-0.32	-0.49	-0.49	2	3
EQ	Multialtern	Nuveen Tac Market Oppor I	FGTYX	4.8	-1.4	05/10	2.4	1.0	0.3	1	1.93	4.82	15.44	5	5
EQ	Multialtern	FundX Tactical Tot Return	TOTLX	4.4	-3.9	09/11	3.8	2.1	1.3	3	1.13	2.01	3.38	4	3
EQ	Multialtern	GMG Defensive Beta	MPDAX	6.3	-16.9	09/11	13.4	9.2	5.4	5	0.46	0.68	1.16	3	3
EQ	Multialtern	ASTON/Lake Part LASSO Alts I	ALSOX	5.2	-9.5	09/11	7.0	4.4	3.3	3	0.73	1.16	1.55	3	5
EQ	Multialtern	JHancock2 Alt Asset Altc A	JAAAX	3.9	-9.1	09/11	7.9	4.9	3.6	3	0.47	0.77	1.04	3	2
EQ	Multialtern	DWS Select Alt Alloc A	SELAX	3.8	-8.7	09/11	6.9	4.4	2.7	3	0.54	0.85	1.38	3	2
EQ	Multialtern	Dreyfus Satellite Alpha A	DSAAX	2.9	-9.8	09/11	9.5	6.2	3.5	4	0.30	0.45	0.79	3	2
EQ	Multialtern	IQ Alpha Hedge Strategy Inst	IQHIX	2.8	-6.7	09/11	7.1	4.6	2.6	3	0.38	0.57	1.03	3	4
EQ	Multialtern	IQ Hedge Mul-St Tracker ETF	QAI	2.5	-4.0	05/10	4.7	3.2	1.3	2	0.50	0.73	1.78	3	4
EQ	Multialtern	IQ Hedge Macro Tracker ETF	MCRO	1.4	-8.2	09/11	7.3	5.2	2.7	3	0.18	0.26	0.49	2	2
EQ	Multialtern	Absolute Oppor Instl	AOFOX	1.1	-6.0	09/11	3.6	2.1	3.7	3	0.29	0.49	0.28	2	3
EQ	Multialtern	Natixis ASG Global Alts A	GAFAX	1.0	-11.5	05/12	8.6	6.1	5.8	5	0.11	0.15	0.16	2	2
EQ	Multialtern	KCM Macro Trends R-1	KCMTX	0.8	-21.7	09/11	15.0	11.4	12.3	5	0.05	0.06	0.06	2	4
EQ	Multialtern	EAS Crow Point Alternatives A	EASAX	0.0	-12.0	12/11	7.6	5.6	6.5	4	-0.01	-0.01	-0.01	2	2
EQ	Multialtern	American Indep Fusion Instl	AFFSX	-0.1	-17.3	09/11	9.8	6.2	5.4	4	-0.02	-0.03	-0.03	2	3
EQ	Multialtern	CMG Abs Return Strategies A	CMGTX	-0.5	-5.1	01/13	5.6	3.3	2.0	5	-0.10	-0.17	-0.29	2	2
EQ	Multialtern	Van Eck Multi-Mgr Alts A	VMAAX	-0.9	-5.6	09/11	3.7	2.7	2.5	3	-0.26	-0.36	-0.39	2	1
EQ	Multialtern	Gold Sachs Abs Ret Tracker A	GARTX	-0.9	-8.3	09/11	5.1	3.6	4.0	4	-0.19	-0.27	-0.24	2	1
EQ	Multialtern	Compass EMP Alt Strategies A	CAIAX	-2.3	-16.8	10/12	9.2	6.4	9.9	5	-0.26	-0.38	-0.24	2	2
EQ	Multialtern	Natixis ASG Divers Strat A	DSFAX	-3.3	-15.9	03/13	10.3	7.4	8.7	5	-0.33	-0.46	-0.39	2	2
EQ	Multialtern	SunAmerica Alt Strategies A	SUNAX	-6.3	-25.7	02/13	11.2	8.6	14.0	5	-0.57	-0.75	-0.46	2	2
EQ	Multialtern	TEAM Asset Strategy	TEAMX	-23.3	-64.3	03/13	32.8	26.8	22.7	5	-0.71	-0.87	-1.03	2	2
EQ	Natural Res	Calvert Global Water A	CFWAX	9.1	-19.0	09/11	17.1	11.0	7.0	5	0.53	0.82	1.30	5	5
EQ	Natural Res	iS S&P GI Tim & Forestry Idx	WOOD	8.8	-30.5	09/11	19.1	13.2	15.4	5	0.46	0.66	0.56	4	5
EQ	Natural Res	PowerShs Global Agriculture	PAGG	6.0	-23.1	09/11	23.9	16.2	9.4	5	0.25	0.37	0.63	4	4
EQ	Natural Res	IQ Global Resources ETF	GRES	5.5	-18.1	07/12	14.0	9.1	9.5	5	0.38	0.59	0.57	4	4
EQ	Natural Res	Mrk Vect RVE Hard Ats Prod E	HAP	4.1	-27.2	09/11	21.9	14.9	12.8	5	0.18	0.27	0.31	3	3
EQ	Natural Res	Jeff TR/J CRB Glob Com Eq	CRBQ	2.7	-25.8	09/11	21.7	14.9	12.9	5	0.12	0.18	0.20	2	2
EQ	Natural Res	SPDR S&P Inter Materials Sect	IRV	-2.4	-33.6	05/12	24.4	17.4	19.0	5	-0.10	-0.14	-0.13	1	2
EQ	Natural Res	Fidelity Adv Glob Comdty Stk A	FFGAX	-2.6	-30.1	05/12	24.0	17.0	16.6	5	-0.11	-0.16	-0.17	1	1
EQ	Natural Res	First Tr ISE Glob Copper Idx	CU	-3.5	-43.3	05/12	39.9	26.6	25.7	5	-0.09	-0.13	-0.14	1	2
EQ	Natural Res	iShs MSCI Emerg Mrkts Mts Idx	EMMT	-5.2	-33.9	05/12	26.3	18.6	20.0	5	-0.20	-0.28	-0.27	1	2
EQ	Natural Res	EGShs EMs Mtls/Mining	EMT	-13.8	-44.1	03/13	29.2	21.6	26.2	5	-0.47	-0.64	-0.53	1	1
EQ	Pac/Asia x-J St	Mrk Vect Indonesia Idx ETF	IDX	13.0	-22.3	05/12	21.9	15.0	10.4	5	0.59	0.86	1.24	4	2
EQ	Pac/Asia x-J St	Virtus Greater As ex Japan Op	VGAAX	9.7	-15.8	12/11	14.0	9.0	6.3	4	0.68	1.06	1.51	4	3
EQ	Pac/Asia x-J St	Aber As Pac ex-Japan Eq Insl	AAPIX	9.6	-19.1	09/11	17.9	11.4	6.4	5	0.53	0.83	1.48	4	3
EQ	Pac/Asia x-J St	Matthews Asia Small Companies	MSMLX	10.4	-23.9	09/11	19.8	13.6	11.5	5	0.52	0.76	0.89	3	4
EQ	Pac/Asia x-J St	Nomura Part As Pac Ex Japan A	NPAAX	5.3	-23.9	09/11	21.3	14.6	9.7	5	0.25	0.36	0.54	2	2
EQ	Pac/Asia x-J St	Colum Asia Pac ex-Japan R5	TAPRX	5.0	-27.0	09/11	20.9	14.4	11.5	5	0.24	0.34	0.43	2	2
EQ	Pac/Asia x-J St	iS MSCI All Co As ex Jpn Idx	AAXJ	3.2	-24.1	09/11	20.1	14.0	10.6	5	0.15	0.22	0.29	2	2
EQ	Pac/Asia x-J St	IQ Australia Small Cap ETF	KROO	1.0	-30.6	09/11	29.6	20.2	17.3	5	0.03	0.05	0.06	1	2
EQ	Pac/Asia x-J St	Market Vectors Vietnam ETF	VNM	-5.5	-44.0	12/11	24.9	16.3	25.8	5	-0.22	-0.34	-0.22	1	2
EQ	Real Estate	Lazard U.S. Realty Inc Open	LRIOX	16.8	-12.6	09/11	10.9	6.2	3.3	3	1.53	2.70	5.01	5	5
EQ	Real Estate	PowerShs Active U.S. Real Est	PSR	17.0	-16.0	09/11	16.5	9.2	4.0	4	1.02	1.82	4.22	4	3

EQ	Real Estate	Baron Real Est Institutional	BREIX	24.6	-23.1	09/11	19.4	11.8	6.5	5	1.26	2.08	3.76	3	5
EQ	Real Estate	Lazard U.S. Realty Eqty Open	LREOX	18.9	-20.3	09/11	20.6	11.2	5.0	5	0.91	1.68	3.77	3	3
EQ	Real Estate	Wilshire US REIT ETF	WREI	16.9	-17.6	09/11	17.2	9.7	4.5	4	0.98	1.74	3.76	3	3
EQ	Real Estate	Mann & Nap Real Est Series	MNREX	16.2	-17.8	09/11	16.0	9.2	4.4	4	1.01	1.74	3.68	3	3
EQ	Small Blend	Vulcan Val Partners Small Cap	VVPSX	19.0	-21.3	09/11	16.6	9.6	6.5	4	1.14	1.97	2.92	5	5
EQ	Small Blend	Brown Advy Sm-Cp Fund Val Inv	BIAUX	18.4	-20.6	09/11	17.7	10.8	6.9	5	1.04	1.69	2.64	5	5
EQ	Small Blend	Touchstone Small Cap Core A	TSFAX	16.7	-17.9	09/11	18.7	10.7	5.5	5	0.89	1.56	3.05	5	3
EQ	Small Blend	Vanguard Explorer Value Inv	VEVFX	16.0	-22.9	09/11	18.4	11.3	7.1	5	0.86	1.40	2.23	5	4
EQ	Small Blend	Keeley Small Cap Div Value A	KSDVX	15.8	-19.5	09/11	16.6	9.6	5.5	4	0.94	1.63	2.88	5	5
EQ	Small Blend	JHFunds2 Small Cap Value NAV	JSCNX	14.0	-21.4	09/11	17.5	10.8	6.4	4	0.79	1.29	2.16	5	4
EQ	Small Blend	Schwab U.S. Small-Cap ETF	SCHA	14.9	-24.4	09/11	19.9	12.1	7.9	5	0.74	1.22	1.87	4	4
EQ	Small Blend	Westcore Micro Cap Oppor	WTMIX	14.8	-24.2	09/11	20.2	12.4	7.7	5	0.73	1.19	1.91	4	3
EQ	Small Blend	Great Lakes Sm Cap Oppor Inv	GLSCX	12.7	-25.2	09/11	20.2	12.7	7.9	5	0.63	0.99	1.60	3	1
EQ	Small Blend	Eagle Smaller Company A	EGEAX	11.5	-21.6	09/11	18.0	11.0	6.9	5	0.63	1.04	1.65	3	2
EQ	Small Blend	Forward Focus Inst	FFLFX	10.7	-18.6	09/11	17.3	10.6	6.8	5	0.61	1.00	1.56	3	1
EQ	Small Blend	GRT Value Adv	GRTVX	11.9	-25.8	09/11	20.1	13.0	8.9	5	0.59	0.90	1.32	2	1
EQ	Small Blend	Guggenheim Small Cap Value A	SSUAX	11.5	-25.9	09/11	21.6	13.8	8.9	5	0.53	0.83	1.28	2	1
EQ	Small Blend	SEI Instl Mgd Small Cap A	SLLAX	11.4	-26.7	09/11	20.5	13.1	9.2	5	0.55	0.86	1.22	2	2
EQ	Small Blend	Dreyfus Sel Mgrs Sm Cap Val A	DMVAX	11.0	-25.6	09/11	19.4	12.1	8.4	5	0.56	0.90	1.29	2	2
EQ	Small Blend	Symons Small Cap Inst	SSMIX	5.9	-22.9	09/11	14.4	9.8	11.3	5	0.40	0.59	0.51	1	1
EQ	Small Growth	HighMark Geneva Sm Cap Gr A	HGASX	15.5	-18.3	09/11	16.8	8.7	5.4	4	0.92	1.76	2.87	5	4
EQ	Small Growth	AlphaMark Small Cap Growth	AMSCX	16.0	-24.6	09/11	20.9	12.0	8.2	5	0.76	1.33	1.94	4	2
EQ	Small Growth	AQR Small Cap Momentum L	ASMOX	15.9	-26.2	09/11	22.4	13.8	8.5	5	0.70	1.15	1.87	4	5
EQ	Small Growth	Walden Small Cap Innovations	WASOX	12.8	-21.6	09/11	17.8	10.9	6.5	5	0.71	1.16	1.94	4	4
EQ	Small Growth	JHVIT Smer Co Grth Tr Ser NAV	JSGNX	12.2	-25.0	09/11	19.9	12.4	9.1	5	0.61	0.98	1.34	2	4
EQ	Small Growth	JHFunds2 Smer Co Grth NAV	JSGVX	12.1	-24.6	09/11	19.8	12.3	8.9	5	0.61	0.97	1.36	2	3
EQ	Small Growth	Ivy Micro Cap Growth A	IGWAX	11.1	-28.6	09/11	22.9	14.4	9.7	5	0.48	0.76	1.13	2	1
EQ	Small Growth	JHancock3 Small Cap Opps A	JCPAX	10.2	-29.5	09/11	22.7	14.4	10.9	5	0.45	0.70	0.93	1	1
EQ	Small Growth	Jacob Small Cap Growth Inv	JSCGX	8.6	-31.9	09/11	25.3	15.6	17.0	5	0.34	0.55	0.50	1	1
EQ	Small Growth	BNY Mellon Small/Mid Cap Inv	MMCIX	7.5	-27.7	09/11	20.9	13.8	13.6	5	0.36	0.54	0.55	1	1
EQ	Small Growth	Quaker Sm-Cp Grth Tact Allc A	QGASX	-4.0	-17.7	09/11	12.4	9.1	10.6	5	-0.33	-0.45	-0.38	1	1
EQ	Small Value	Gr-West Inves Sm Cap Val Init	MXSVX	13.8	-24.5	09/11	20.1	12.6	8.3	5	0.68	1.09	1.64	4	4
EQ	Small Value	Guggenheim Mid Cap Value Inst	SVUIX	11.8	-24.4	09/11	18.3	11.6	9.2	5	0.64	1.01	1.27	2	4
EQ	Small Value	Ancora MicroCap C	ANCCX	11.1	-24.2	09/11	17.4	10.8	10.4	5	0.63	1.02	1.05	2	4
EQ	Small Value	Hodges Pure Contrarian Retl	HDPCX	7.2	-28.3	09/11	24.2	15.8	13.1	5	0.30	0.45	0.55	1	3
EQ	Technology	PowerShs NASDAQ Internet	PNQI	17.8	-23.3	09/11	20.5	11.9	7.4	5	0.86	1.48	2.39	5	4
EQ	Technology	Putnam Global Technology A	PGTAX	2.9	-16.2	09/11	18.0	11.2	6.8	5	0.16	0.25	0.41	1	1
EQ	Technology	SPDR S&P Inter Tech Sector	IPK	2.6	-23.4	09/11	20.1	14.3	12.1	5	0.12	0.17	0.21	1	3
EQ	Utilities	SPDR S&P Inter Utilities Sect	IPU	-5.2	-28.2	05/12	16.6	12.6	15.8	5	-0.32	-0.42	-0.33	1	1
EQ	World Stock	Artisan Global Oppor Inv	ARTRX	16.2	-19.9	09/11	17.9	10.1	6.3	5	0.90	1.60	2.56	5	4
EQ	World Stock	Artisan Global Eqty Inv	ARTHX	16.0	-20.0	09/11	18.2	11.2	6.4	5	0.88	1.42	2.50	5	5
EQ	World Stock	DWS RREEF Global Infra A	TOLLX	15.0	-8.8	05/10	11.2	6.6	2.3	4	1.33	2.25	6.48	5	5
EQ	World Stock	Alpine Global Infra Instl	AIFRX	14.5	-20.7	09/11	16.8	10.6	7.2	5	0.86	1.36	1.99	5	5
EQ	World Stock	Sands Cap Global Grth Inst	SCMGX	13.8	-17.4	09/11	17.6	10.5	5.4	5	0.78	1.31	2.55	5	2
EQ	World Stock	Steward Global Eqty Inc Inst	SGISX	10.8	-13.0	09/11	13.5	8.4	4.0	5	0.80	1.28	2.69	5	3
EQ	World Stock	Motley Fool Independence Fund	FOOLX	10.3	-16.1	09/11	14.6	8.9	5.1	5	0.70	1.14	1.99	5	3
EQ	World Stock	BlkRk Global Div Inc Inv A	BABDX	8.7	-10.2	09/11	11.8	7.1	3.2	4	0.73	1.21	2.68	5	4
EQ	World Stock	Wasatch Global Oppor	WAGOX	13.7	-22.0	09/11	16.4	10.1	7.8	5	0.83	1.35	1.74	4	5

EQ	World Stock	Delaware Focus Global Grth A	DGGAX	10.2	-16.8	09/11	16.5	10.1	5.2	5	0.61	1.00	1.92	4	1
EQ	World Stock	Dela Macquarie Glob Inf Insl	DMGIX	9.2	-15.7	09/11	14.9	9.8	5.5	4	0.61	0.94	1.67	4	4
EQ	World Stock	Sit Global Dividend Growth I	GDGIX	9.0	-19.2	09/11	16.2	10.2	6.1	4	0.55	0.88	1.46	4	4
EQ	World Stock	Harbor Global Growth Instl	HGGAX	11.2	-24.3	09/11	18.4	11.6	8.3	5	0.61	0.96	1.34	3	2
EQ	World Stock	Causeway Global Value Inst	CGVIX	9.9	-22.8	09/11	19.7	12.5	8.0	5	0.50	0.79	1.22	3	2
EQ	World Stock	Colum Marsico Global A	COGAX	8.7	-23.6	09/11	18.2	11.4	8.2	5	0.47	0.76	1.06	3	1
EQ	World Stock	Amer Fds Global Growth HLS IB	HVLBX	8.7	-21.9	09/11	17.1	11.2	8.0	5	0.50	0.77	1.07	3	4
EQ	World Stock	Nuveen Global Growth A	NGGAX	8.3	-21.5	09/11	18.1	11.7	7.8	5	0.45	0.70	1.05	3	2
EQ	World Stock	T. R Pr Insl Glob Lg-Cap Eq	RPIGX	8.2	-22.5	09/11	19.5	12.4	7.6	5	0.42	0.66	1.07	3	3
EQ	World Stock	Morg Stan Inst Global Oppor I	MGGIX	8.1	-21.4	09/11	19.5	12.6	9.1	5	0.41	0.63	0.88	3	1
EQ	World Stock	Vang Tot World Stock Idx ETF	VT	8.0	-21.1	09/11	17.3	11.3	7.9	5	0.46	0.70	1.01	3	3
EQ	World Stock	T. R Pr Glob Lg-Cap Stk Adv	PAGLX	7.9	-22.5	09/11	19.5	12.4	7.7	5	0.40	0.63	1.01	3	3
EQ	World Stock	IronBridge Global Fund	IBGFX	7.2	-19.7	09/11	16.3	10.5	7.6	5	0.44	0.68	0.94	3	3
EQ	World Stock	Nomura Part Global Eqty Inc A	NPWAX	6.9	-15.6	09/11	14.5	9.2	5.2	5	0.47	0.74	1.32	3	2
EQ	World Stock	Victory Global Eqty A	VPGEX	6.9	-21.4	09/11	16.8	11.2	6.9	5	0.40	0.61	0.98	3	1
EQ	World Stock	T. Rowe Price Glob Infra Adv	PAGFX	6.9	-16.8	09/11	13.6	9.1	6.5	4	0.50	0.74	1.04	3	5
EQ	World Stock	Advisory Research Global Val	ADVWX	8.0	-23.2	09/11	17.8	12.1	9.2	5	0.44	0.65	0.86	2	3
EQ	World Stock	Dodge & Cox Global Stock	DODWX	7.5	-24.3	09/11	19.0	12.5	10.0	5	0.39	0.59	0.74	2	4
EQ	World Stock	Delaware Foundation Eqty A	DFEAX	6.7	-22.0	09/11	16.6	10.8	8.0	5	0.40	0.61	0.83	2	2
EQ	World Stock	Amer Fds Global Sm Cap HLS IB	HVSBX	6.4	-26.1	09/11	18.4	13.0	12.1	5	0.34	0.49	0.52	2	3
EQ	World Stock	Frontegra RobSAM Glob Eq Insl	FSLGX	6.3	-23.7	09/11	17.8	11.5	10.1	5	0.35	0.53	0.61	2	2
EQ	World Stock	Brandes Global Eqty I	BGVIX	6.2	-19.0	09/11	17.0	11.1	8.5	5	0.36	0.55	0.72	2	3
EQ	World Stock	RiverFront Global Growth L	RLTIX	6.2	-22.0	09/11	15.3	10.4	8.3	5	0.40	0.58	0.73	2	3
EQ	World Stock	CRM Global Opportunity Instl	CRIWX	6.1	-28.1	09/11	20.9	14.3	13.1	5	0.29	0.42	0.46	2	2
EQ	World Stock	AllianzGI NFJ Glob Div Val A	ANUAX	6.0	-20.9	09/11	17.4	11.4	7.2	5	0.34	0.52	0.83	2	2
EQ	World Stock	MainStay ICAP Global A	ICGLX	5.9	-22.0	09/11	17.6	11.5	8.7	5	0.33	0.51	0.67	2	2
EQ	World Stock	Putnam Global Sector A	PPGAX	5.4	-24.3	09/11	18.8	12.2	9.1	5	0.28	0.43	0.58	2	2
EQ	World Stock	USAA Global Oppor	UGOFX	2.9	-12.6	09/11	10.2	7.3	4.7	4	0.27	0.38	0.59	2	3
EQ	World Stock	Driehaus Global Growth	DRGGX	2.8	-26.1	09/11	20.2	13.6	10.9	5	0.13	0.20	0.25	1	1
EQ	World Stock	JHancock2 Technical Oppor A	JTCAX	1.6	-23.1	12/11	14.1	10.4	13.2	5	0.11	0.14	0.11	1	5
EQ	World Stock	Evermore Global Value A	EVGBX	-3.2	-30.1	09/11	15.6	12.3	18.1	5	-0.21	-0.27	-0.18	1	1
EQ	Large Blend	Index	SP500	12.7	-16.3	09/11	15.0	9.1	5.3	4	0.84	1.39	2.38	4	4
		Index	TBill	0.1	0.0	04/10	0.0	0.0	0.0	1	0.00				

Oldest share class only, excludes money mkt, bear, trading, vol, and spl commod funds. Based on monthly total returns from Morningstar database in Steele Mutual Fund Expert.

MFO Fund Ratings 1-Year Funds (Through 1st Quarter 2013)	Risk Group	Risk Temperament	Risk versus Market	Return Group	Return Percentile Rank	
	1	Very Conservative	0 - 20%	5	80 - 100	
	2	Conservative	20 - 50%	4	60 - 80	
	3	Moderate	50 - 75%	3	40 - 60	
	4	Aggressive	75 - 125%	2	20 - 40	
	5	Very Aggressive	Above 125%	1	0 - 20	

Type	Category	Name	Symbol	APR	MAXDD	Date MAXDD	STDEV	DSDEV	Ulcer Index	Risk Group	Sharpe Ratio	Sortino Ratio	Martin Ratio	Return Group
FI	Bank Loan	Fid Ser Float Rate Hi Inc	FFHCX	9.7	-0.8	05/12	2.2	0.8	0.2	2	4.35	11.69	42.70	5
FI	Bank Loan	PL Floating Rate Income I	PLFRX	9.6	-0.4	05/12	1.5	0.4	0.1	1	6.22	23.20	85.61	5
FI	Bank Loan	Loom Sy Sr Fl Rate and F/I A	LSFAX	5.0	-0.2	05/12	1.4	0.2	0.1	1	3.58	21.76	81.60	5
FI	Bank Loan	Guggen Float Rate Strat A	GIFAX	4.4	-0.4	05/12	1.6	0.4	0.1	1	2.67	9.69	35.67	4
FI	Bank Loan	ING Floating Rate A	IFRAX	4.7	-0.7	05/12	1.7	0.7	0.2	1	2.80	6.61	24.14	3
FI	Bank Loan	PowerShs Senior Loan Port	BKLN	7.8	-1.3	05/12	2.7	1.3	0.4	2	2.90	5.86	21.31	2
FI	Bank Loan	Nuv Symphony Float Rate Inc A	NFRAX	6.1	-1.1	05/12	2.3	1.1	0.3	2	2.63	5.19	17.27	2
FI	Bank Loan	T. Rowe Price Float Rate Adv	PAFRX	6.0	-1.1	05/12	1.8	1.1	0.3	1	3.31	5.33	18.62	2
FI	Bank Loan	Hartford Float Rate Hi Inc A	HFHAX	6.0	-1.0	05/12	2.3	1.1	0.3	2	2.51	5.37	19.57	2
FI	Bank Loan	JPMorgan Floating Rate Inc A	JPHAX	3.9	-0.9	05/12	1.9	1.0	0.3	1	1.94	3.8	13.94	2
FI	Bank Loan	Prudential Float Rate Inc A	FRFAX	3.6	-0.9	05/12	1.9	1.0	0.3	1	1.80	3.52	12.36	2
FI	Bank Loan	Gold Sachs High Yld Fl Rate A	GFRAX	3.5	-0.9	05/12	1.7	0.9	0.3	1	2.03	3.62	13.14	2
FI	Bank Loan	PIMCO Senior Floating Rate A	PSRZX	2.7	-0.7	05/12	1.6	0.8	0.2	1	1.64	3.31	12.05	2
FI	EMs Bond	Ashmore EMs Corp Db Instl	EMCIX	13.9	-2.1	05/12	4.8	2.3	0.6	2	2.89	6.15	22.32	5
FI	EMs Bond	RBC BlueBay Em Mkt Cp Bd I	RBCEX	10.8	-1.5	05/12	4.0	1.7	0.5	2	2.67	6.20	22.56	5
FI	EMs Bond	WisdTree Emer Mkts Cp Bd ETF	EMCB	10.6	-2.4	05/12	5.2	2.6	0.7	3	2.02	4.10	14.56	5
FI	EMs Bond	DoubleLine EMs Fixed Inc I	DBLEX	8.0	-0.6	05/12	2.5	0.7	0.2	2	3.12	11.84	43.36	5
FI	EMs Bond	PwrShs Chin Yuan Dim Sum Bd	DSUM	7.1	-1.2	05/12	2.5	1.3	0.4	2	2.83	5.55	19.13	5
FI	EMs Bond	Mrk Vect Renminbi Bd ETF	CHLC	4.4	-0.9	05/12	1.8	0.9	0.3	1	2.33	4.71	15.5	5
FI	EMs Bond	Transamerica EMs Db A	EMTAX	10.8	-3.6	05/12	7.1	3.8	1.0	3	1.52	2.85	10.33	4
FI	EMs Bond	Guin Atk Renminbi Yuan & Bond	GARBX	4.6	-1.0	05/12	1.9	1.1	0.4	2	2.35	4.16	11.26	4
FI	EMs Bond	Fidelity Series EMs Db	FEDCX	10.6	-4.0	05/12	6.9	4.3	1.2	3	1.53	2.5	8.39	3
FI	EMs Bond	Lazard EMs Db Instl	LEDIX	10.4	-4.9	05/12	8.0	5.3	1.5	4	1.29	1.96	6.74	3
FI	EMs Bond	Ashmore EMs Tot Ret Instl	EMKIX	10.1	-4.3	05/12	7.0	4.5	1.3	3	1.43	2.21	7.76	3
FI	EMs Bond	Ashmore EMs Sov Dbt Instl	ESDIX	8.7	-3.3	05/12	7.0	3.9	1.4	3	1.23	2.21	5.9	3
FI	EMs Bond	Stone Harbor EMs Cp Dbt Insl	SHCDX	8.3	-2.7	05/12	4.7	2.8	0.9	2	1.73	2.90	9.2	3
FI	EMs Bond	RBC BlueBay Em Mkt Sel Bd I	RBESX	7.0	-3.7	05/12	6.5	4.0	1.2	3	1.06	1.71	5.89	3
FI	EMs Bond	Guggenheim Yuan Bond	RMB	4.3	-1.2	05/12	2.3	1.3	0.5	2	1.83	3.32	9.21	3
FI	EMs Bond	Acadian EMs Db Instl	AEMDX	11.6	-7.7	05/12	11.4	8.1	2.4	4	1.01	1.41	4.87	2
FI	EMs Bond	Ashmore EMs Lcl Ccy Bd Instl	ELBIX	8.7	-7.7	05/12	11.3	8.1	2.4	4	0.76	1.06	3.64	2
FI	EMs Bond	Payden EMs Local Bond Ad	PYEAX	8.2	-8.0	05/12	11.4	8.5	2.5	5	0.71	0.96	3.24	2
FI	EMs Bond	SPDR Bar Cap EM Local Bd ETF	EBND	8.1	-5.9	05/12	8.4	6.1	1.8	4	0.95	1.30	4.55	2
FI	EMs Bond	TCW EMs Local Ccy Inc I	TGWIX	8.0	-4.9	05/12	7.6	5.2	1.6	4	1.04	1.52	4.99	2
FI	EMs Bond	T. R Pr EMs Lcl Ccy Bd Adv	PAELX	8.0	-7.2	05/12	10.4	7.6	2.2	4	0.76	1.0	4	2
FI	EMs Bond	Mrk Vect EM Local Curr Bd ETF	EMLC	7.5	-7.2	05/12	10.2	7.5	2.2	4	0.73	0.99	3.40	2
FI	EMs Bond	iShs EMs Local Cur Bond	LEMB	7.1	-5.7	05/12	8.2	6.0	1.7	4	0.86	1.18	4.12	2

FI	EMs Bond	Mrk Vect LatAm Aggregate Bd E	BONO	6.7	-5.2	05/12	7.6	5.4	1.5	4	0.87	1.22	4.29	2
FI	EMs Bond	Harbor EMs Db Instl	HAEDX	6.6	-5.0	05/12	7.5	5.2	1.5	4	0.86	1.24	4.26	2
FI	EMs Bond	Hartford EMs Local Db A	HLDEX	6.5	-7.2	05/12	10.8	7.6	2.2	4	0.60	0.85	2.94	2
FI	EMs Bond	WisdomTree EMs Local Db	ELD	5.9	-6.1	05/12	8.6	6.4	1.9	4	0.67	0.90	3.09	2
FI	EMs Bond	HSBC Emerging Markets Db A	HCGAX	5.7	-2.7	05/12	6.5	3.2	1.1	3	0.86	1.75	5.09	2
FI	EMs Bond	Stone Harbor Local Mrkts Inst	SHLMX	5.1	-6.8	05/12	9.6	7.2	2.1	4	0.52	0.70	2.37	2
FI	EMs Bond	Artio EMs Local Ccy Dbt A	AEFAX	4.7	-6.3	05/12	8.4	6.6	2.1	4	0.55	0.70	2.21	2
FI	EMs Bond	WisdomTree Asia Local Db ETF	ALD	4.2	-3.6	05/12	5.1	3.8	1.1	3	0.81	1.08	3.57	2
FI	EMs Bond	Prudential EMs Dbt Lcl Ccy A	EMDAX	3.9	-7.2	05/12	10.5	7.6	2.2	4	0.37	0.51	1.75	2
FI	EMs Bond	Schroder Abs Ret EMD and Ccy	SARVX	3.7	-1.9	03/13	3.8	2.2	0.9	2	0.95	1.67	4.20	2
FI	EMs Bond	Oppen Emerging Markets Db A	OEMAX	3.3	-5.3	05/12	8.2	5.6	1.6	4	0.39	0.58	2.00	2
FI	EMs Bond	Aberdeen EMs Dbt Lcl Ccy A	ADLAX	2.0	-7.5	05/12	10.7	7.9	2.3	4	0.18	0.25	0.84	1
FI	EMs Bond	Invesco EM Lcl Ccy Db A	IAEMX	1.4	-7.0	05/12	9.9	7.4	2.2	4	0.13	0.18	0.60	1
FI	EMs Bond	MFS EMs Db Local Ccy A	EMLAX	0.3	-6.4	05/12	9.3	6.8	2.0	4	0.02	0.03	0.10	1
FI	EMs Bond	HSBC EMs Local Db A	HBMAX	-1.5	-6.3	05/12	8.8	6.6	2.0	4	-0.18	-0.24	-0.80	1
FI	EMs Bond	HSBC Tot Return A	HTRAX	-1.7	-1.1	05/12	2.8	1.2	0.4	2	-0.64	-1.41	-4.34	1
FI	High Yld Bond	Morg Stan Instl High Yield I	MSYIX	19.5	-0.9	05/12	3.1	0.9	0.2	2	6.26	21.50	78.48	5
FI	High Yld Bond	RiverPark Sh Tm High Yld Insl	RPHIX	4.0	0.0	04/12	0.4	0.0	0.0	1	11.18			5
FI	High Yld Bond	RBC BlueBay Glob Hi Yld Bd I	RGHYX	12.0	-1.4	05/12	3.2	1.5	0.4	2	3.67	7.92	28.81	4
FI	High Yld Bond	PIA High Yield Investor	PHYSX	11.3	-1.4	05/12	2.8	1.4	0.4	2	4.01	7.82	28.46	4
FI	High Yld Bond	PIMCO 0-5 Yr Hi Yd Cp Bd Id E	HYS	10.4	-1.1	05/12	2.4	1.2	0.3	2	4.31	8.79	32.03	4
FI	High Yld Bond	Guggen BltShs 2014 HY Crp Bd	BSJE	7.9	-0.8	05/12	2.0	0.9	0.2	1	3.99	8.85	32.31	4
FI	High Yld Bond	Westwood Sh Dur High Yld Insl	WHGHX	6.8	-0.7	05/12	1.5	0.7	0.2	1	4.33	9.16	33.50	4
FI	High Yld Bond	PL High Income I	PLHIX	14.2	-2.0	05/12	4.0	2.1	0.6	2	3.55	6.76	24.56	3
FI	High Yld Bond	Peritus High Yield ETF	HYLD	12.6	-1.7	05/12	3.5	1.8	0.6	2	3.54	6.89	22.03	3
FI	High Yld Bond	Fidelity Series High Income	FSHIX	12.3	-1.9	05/12	3.7	2.0	0.6	2	3.31	6.04	21.94	3
FI	High Yld Bond	BMO Money High Yield Bond I	MHBNX	10.3	-1.3	05/12	2.8	1.4	0.4	2	3.70	7.33	26.68	3
FI	High Yld Bond	SPDR BarCap ST Hi Yld Bd ETF	SJNK	9.7	-1.3	05/12	2.6	1.4	0.4	2	3.78	7.12	25.92	3
FI	High Yld Bond	Toews Hedged High Yield Bond	THHYX	9.6	-1.4	05/12	3.0	1.5	0.4	2	3.19	6.25	22.73	3
FI	High Yld Bond	Guggen BltShs 2015 HY Crp Bd	BSJF	9.6	-1.4	05/12	2.7	1.5	0.4	2	3.58	6.52	23.72	3
FI	High Yld Bond	Aberdeen US High Yield Bond A	AUYAX	8.4	-1.3	05/12	3.3	1.3	0.4	2	2.55	6.34	23.06	3
FI	High Yld Bond	AlliBern Limited Dur Hi Inc A	ALHAX	5.4	-0.8	05/12	2.1	0.8	0.2	1	2.55	6.34	23.15	3
FI	High Yld Bond	AllianzGI Sh Dur High Inc A	ASHAX	4.3	-0.6	05/12	1.4	0.6	0.2	1	3.07	7.17	26.31	3
FI	High Yld Bond	PIMCO High Yield Spectrum A	PHSAX	9.6	-2.1	05/12	3.9	2.2	0.6	2	2.42	4.29	15.59	2
FI	High Yld Bond	Amer Beac SiM High Yld Opps A	SHOAX	9.6	-1.7	05/12	4.6	1.9	0.5	2	2.07	4.98	18.10	2
FI	High Yld Bond	Brookfield High Yield I	BHFIX	8.9	-1.5	05/12	2.9	1.6	0.4	2	3.07	5.50	19.99	2
FI	High Yld Bond	Nuv Symphony Credit Oppor A	NCOAX	7.7	-1.6	05/12	3.2	1.6	0.5	2	2.40	4.61	16.77	2
FI	High Yld Bond	Guggen BltShs 2013 HY Crp Bd	BSJD	4.7	-0.9	05/12	1.8	1.0	0.3	1	2.54	4.72	17.22	2
FI	High Yld Bond	Fidelity Adv Glob High Inc A	FGHAX	7.3	-2.6	05/12	4.6	2.8	0.8	2	1.56	2.58	9.32	1
FI	High Yld Bond	SMH Representation Trust	SMHRX	6.4	-2.0	05/12	4.1	2.5	0.7	2	1.53	2.58	9.34	1
FI	High Yld Bond	Power Income A	PWRAX	-0.4	-0.9	05/12	2.2	1.1	0.4	2	-0.23	-0.47	-1.43	1
FI	Infl-Prot Bond	FlexShs iBoxx 5Yr Tgt Dur TIP	TDTF	4.3	-0.5	06/12	2.0	0.6	0.2	1	2.08	6.55	18.02	5
FI	Infl-Prot Bond	Schwab U.S. TIPS ETF	SCHP	5.6	-1.3	01/13	3.4	1.2	0.7	2	1.62	4.62	8.24	4
FI	Infl-Prot Bond	FlexShs iBoxx 3Yr Tgt Dur TIP	TDTT	1.7	-0.8	06/12	1.2	0.6	0.3	1	1.33	2.73	6.48	3
FI	Infl-Prot Bond	iShs Bar 0-5 Year TIPS Bd	STIP	1.2	-0.7	06/12	1.0	0.6	0.3	1	1.14	1.95	4.51	3
FI	Infl-Prot Bond	Dimensional Ret Fxd Inc III I	DRXIX	9.2	-7.0	03/13	11.7	5.2	3.3	5	0.78	1.74	2.79	2
FI	Infl-Prot Bond	Lord Abbett Inflation Foc A	LIFAX	2.4	-1.5	05/12	2.9	1.6	0.5	2	0.80	1.42	4.29	2

FI	Interm Gov	Schwab Inter-Tm U.S. Trsy ETF	SCHR	3.6	-1.2	01/13	2.5	1.0	0.4	2	1.39	3.47	8.52	4
FI	Interm Gov	iShs Barclays U.S. Treas Bond	GOVT	3.0	-1.4	01/13	2.8	1.2	0.6	2	1.06	2.55	4.99	3
FI	Interm Gov	iShs Barclays GNMA Bond	GNMA	1.1	-1.2	01/13	1.5	0.9	0.6	2	0.66	1.16	1.68	2
FI	Int-Tm Bond	PIMCO Tot Return ETF	BOND	11.2	0.0	12/12	2.2	0.0	0.0	2	4.97	338.5	1543	5
FI	Int-Tm Bond	DoubleLine Tot Return Bond I	DBLTX	7.4	0.0	04/12	1.3	0.0	0.0	1	5.71			5
FI	Int-Tm Bond	Guggenheim Tot Return Bond A	GIBAX	6.2	0.0	04/12	1.8	0.0	0.0	1	3.47			5
FI	Int-Tm Bond	PL Income A	PLIAX	3.5	0.0	04/12	1.7	0.0	0.0	1	1.99			5
FI	Int-Tm Bond	Guggen BulletShs 2020 Corp Bd	BSCK	9.5	-0.8	01/13	3.2	0.8	0.2	2	2.90	11.82	43.12	3
FI	Int-Tm Bond	iShs Financials Sector Bond	MONY	9.2	-0.2	01/13	2.6	0.3	0.1	2	3.48	34.71	130.6	3
FI	Int-Tm Bond	Estabrook Inv Grade Fx Inc I	EEFIX	8.8	-0.3	01/13	2.1	0.3	0.1	2	4.11	26.08	96.28	3
FI	Int-Tm Bond	Guggen BulletShs 2019 Corp Bd	BSCJ	8.3	-0.3	01/13	2.4	0.2	0.1	2	3.38	35.93	96.73	3
FI	Int-Tm Bond	Guggen BulletShs 2018 Corp Bd	BSCI	7.8	-0.3	05/12	2.4	0.3	0.1	2	3.25	22.28	83.08	3
FI	Int-Tm Bond	BNY Mellon Corporate Bond Inv	BYMIX	7.7	-0.5	01/13	2.3	0.5	0.1	2	3.25	15.11	55.40	3
FI	Int-Tm Bond	ASTON/DoubleLn Core Plus Fxd	ADLIX	7.3	-0.1	01/13	1.7	0.1	0.0	1	4.12	56.64	216.1	3
FI	Int-Tm Bond	Cutwater Invest Grade Bd Insl	CWBIX	6.8	-0.1	01/13	1.5	0.1	0.0	1	4.36	48.58	184.6	3
FI	Int-Tm Bond	Guggen BulletShs 2017 Corp Bd	BSCH	6.7	-0.4	05/12	2.3	0.5	0.1	2	2.84	12.86	47.45	3
FI	Int-Tm Bond	DoubleLine Core Fixed Inc I	DBLFX	6.5	-0.3	01/13	1.9	0.3	0.1	1	3.38	18.58	68.53	3
FI	Int-Tm Bond	Guggen BulletShs 2016 Corp Bd	BSCG	5.3	-0.2	05/12	1.5	0.2	0.1	1	3.40	22.95	86.19	3
FI	Int-Tm Bond	Oppenheimer Corporate Bond A	OFIAX	4.9	-0.2	01/13	3.0	0.2	0.1	2	1.58	20.31	76.68	3
FI	Int-Tm Bond	PIMCO Tot Return IV A	PTUZX	3.6	-0.2	01/13	1.9	0.2	0.1	1	1.90	17.28	64.60	3
FI	Int-Tm Bond	Crescent Strat Income Inst	GCSFX	3.5	-0.1	01/13	1.0	0.1	0.0	1	3.30	27.46	80.77	3
FI	Int-Tm Bond	Astor Active Income ETF A	AXAIX	2.0	-0.1	12/12	1.9	0.1	0.0	1	1.00	27.14	108.8	3
FI	Int-Tm Bond	Leader Tot Return Instl	LCTIX	11.4	-3.1	05/12	5.0	3.2	1.0	3	2.28	3.51	11.20	2
FI	Int-Tm Bond	PIMCO Inv Grade Cp Bd Idx ETF	CORP	7.5	-0.8	01/13	3.1	0.7	0.2	2	2.36	10.41	32.43	2
FI	Int-Tm Bond	DFA Inter-Term Extnd Qlty I	DFTEX	7.0	-1.6	01/13	3.2	1.3	0.5	2	2.15	5.19	12.91	2
FI	Int-Tm Bond	iShs Barclays CMBS Bond	CMBS	5.6	-0.4	05/12	2.0	0.5	0.1	1	2.71	10.72	37.05	2
FI	Int-Tm Bond	Sentinel Tot Return Bond A	SATRX	5.3	-0.7	01/13	2.6	0.8	0.2	2	1.99	6.71	23.09	2
FI	Int-Tm Bond	PowerShs Fund Inv Gr Corp Bd	PFIG	5.1	-0.6	01/13	1.9	0.5	0.2	1	2.60	10.57	29.10	2
FI	Int-Tm Bond	DFA Investment Grade I	DFAPX	4.8	-1.1	01/13	2.1	0.8	0.3	2	2.17	5.50	13.44	2
FI	Int-Tm Bond	BlkRk CoreAlpha Bond Instl	BCRIX	4.6	-0.7	01/13	2.0	0.8	0.2	1	2.19	5.87	20.37	2
FI	Int-Tm Bond	JHVIT Bond PS Ser Ser II	JBPDX	4.5	-0.5	01/13	1.6	0.5	0.2	1	2.75	9.01	28.53	2
FI	Int-Tm Bond	Archer Income	ARINX	4.2	-0.3	12/12	1.5	0.4	0.1	1	2.78	11.00	35.13	2
FI	Int-Tm Bond	Guggen BulletShs 2015 Corp Bd	BSCF	3.7	-0.4	05/12	1.3	0.4	0.1	1	2.81	8.13	30.00	2
FI	Int-Tm Bond	Schwab U.S. Aggregate Bd ETF	SCHZ	3.5	-0.9	01/13	2.0	0.8	0.3	1	1.70	4.40	11.27	2
FI	Int-Tm Bond	Fidelity Advisor Corp Bond A	FCBAX	3.2	-1.0	01/13	3.2	0.9	0.3	2	0.97	3.38	9.76	2
FI	Int-Tm Bond	MassMut Sel PIMCO Tot Ret A	MSPGX	1.9	-0.3	01/13	1.9	0.3	0.1	1	0.93	5.97	22.09	2
FI	Int-Tm Bond	Capital Core Bond	CCBPX	1.3	-2.1	01/13	2.3	1.8	1.0	3	0.54	0.69	1.22	2
FI	Int-Tm Bond	Oppen SteelPath MLP&Inf Dbt A	MLPUX	-1.8	-1.1	01/13	3.1	1.2	0.4	2	-0.59	-1.54	-4.31	2
FI	Int-Tm Bond	American Funds Mortgage 529A	CMFAX	-2.0	-0.5	01/13	1.0	0.4	0.2	1	-2.18	-4.76	-10.05	2
FI	Int-Tm Bond	PSI Tot Return A	FXBAX	-4.3	-1.5	02/13	3.1	1.4	0.7	2	-1.40	-3.08	-6.11	2
FI	Long Gov	PIMCO Brd U.S. Treas Idx ETF	TRSY	4.0	-2.5	01/13	4.2	1.8	1.2	3	0.92	2.13	3.28	3
FI	Long Gov	Vang Long-Tm Govt Bd Idx I	VLGIX	7.7	-7.0	01/13	10.8	4.8	3.7	5	0.70	1.59	2.07	2
FI	Long-Tm Bond	Destra Pref and Inc Sec A	DPIAX	7.6	-0.1	05/12	2.7	0.1	0.0	2	2.81	101.9	416.4	5
FI	Long-Tm Bond	First Trust Pref Sec & Inc I	FPEIX	12.5	-0.5	11/12	3.4	0.6	0.2	2	3.70	19.48	71.82	4
FI	Long-Tm Bond	Cohen & Steers Pref Sec & Inc	CPXAX	11.3	-0.6	05/12	3.4	0.6	0.2	2	3.33	17.95	65.79	4
FI	Long-Tm Bond	Dupree Taxable Municipal Bond	DUTMX	10.4	-1.0	01/13	4.6	1.1	0.4	2	2.26	9.03	24.35	3
FI	Long-Tm Bond	SPDR Nuv Bar Cp Build Amer Bd	BABS	10.0	-1.1	01/13	5.3	1.3	0.5	3	1.87	7.50	21.22	3

FI	Long-Tm Bond	Sterling Capital Corp Instl	SCCPX	8.7	-0.7	01/13	3.2	0.7	0.2	2	2.67	11.66	38.81	3
FI	Long-Tm Bond	SPDR Bar Cap Issuer Scd Cp Bd	CBND	7.0	-0.7	01/13	2.7	0.7	0.2	2	2.57	10.35	32.82	3
FI	Long-Tm Bond	STW Long Dur Inv-Grd Bd Instl	STWLX	11.7	-2.5	01/13	7.0	2.3	1.1	3	1.64	5.11	10.54	2
FI	Long-Tm Bond	PIMCO Build America Bond ETF	BABZ	9.3	-1.4	01/13	5.6	1.6	0.7	3	1.65	5.62	13.75	2
FI	Long-Tm Bond	STW Brd Tax-Aware Val Bd Insl	STWTX	9.1	-2.2	03/13	5.2	2.5	1.1	3	1.73	3.63	8.32	2
FI	Long-Tm Bond	iShs Utilities Sector Bond	AMPS	7.0	-2.1	01/13	4.6	1.4	0.8	2	1.51	4.82	8.26	2
FI	Long-Tm Bond	iShs Aaa - A Rated Corp Bond	QLTA	6.2	-1.4	01/13	3.4	1.1	0.5	2	1.82	5.52	11.70	2
FI	Long-Tm Bond	iShs Industrials Sector Bond	ENGN	5.4	-2.1	01/13	4.0	1.6	1.0	2	1.31	3.20	5.52	2
FI	Long-Tm Bond	Global X Canada Preferred ETF	CNPF	3.5	-5.1	05/12	8.0	6.2	2.0	4	0.42	0.54	1.70	2
FI	Long-Tm Bond	Brown Advy Tactical Bd Adv	BATBX	2.6	-1.8	06/12	2.5	1.5	0.6	2	1.01	1.69	4.05	2
FI	Multisec Bond	RivNorth Doubleline St Inc I	RNSIX	10.1	0.0	04/12	1.9	0.0	0.0	1	5.30			5
FI	Multisec Bond	Angel Oak Multi-Strat Inc A	ANGLX	9.0	0.0	04/12	3.8	0.0	0.0	2	2.34			5
FI	Multisec Bond	JPMorgan Credit Oppor A	JOCAX	4.0	0.0	04/12	1.6	0.0	0.0	1	2.37			5
FI	Multisec Bond	PL Strategic Income I	PLSRX	15.9	-0.7	05/12	2.6	0.7	0.2	2	6.06	21.75	79.55	2
FI	Multisec Bond	Performance Trust Tot Ret Bd	PTIAX	12.0	-0.3	12/12	2.8	0.4	0.1	2	4.25	32.75	120.7	2
FI	Multisec Bond	Russell Global Oppor Credit A	RGCAx	6.7	-1.8	05/12	3.9	1.9	0.5	2	1.69	3.43	12.44	2
FI	Multisec Bond	West Asset Glob Multi Sect I	WGMIX	6.6	-1.5	05/12	3.2	1.6	0.5	2	2.01	4.00	14.14	2
FI	Multisec Bond	Invesco Premium Income A	PIAFX	6.5	-0.6	01/13	3.6	0.6	0.2	2	1.78	10.48	38.32	2
FI	Multisec Bond	Meeder Tot Return Bond	FLBDX	6.4	-1.9	05/12	3.4	2.0	0.6	2	1.85	3.18	11.12	2
FI	Multisec Bond	Fed Float Rate Strat Inc Insl	FFRSX	5.4	-0.7	05/12	1.4	0.7	0.2	1	3.80	7.63	27.76	2
FI	Multisec Bond	Zeo Strategic Income I	ZEOIX	3.8	-0.3	05/12	1.1	0.3	0.1	1	3.37	11.69	43.36	2
FI	Multisec Bond	Sierra Strategic Income A	SSIZX	1.4	-0.3	05/12	1.7	0.3	0.1	1	0.72	3.60	13.31	2
FI	Multisec Bond	JPMorgan Multi-Sector Inc A	JSIAX	0.0	-0.5	05/12	2.0	0.5	0.2	1	-0.06	-0.22	-0.63	2
FI	Multisec Bond	Janus Real Return A	JURAX	-5.1	-3.2	06/12	3.9	3.4	1.7	4	-1.32	-1.55	-3.02	2
FI	Muni Calif Int	DFA CA Inter-Term Muni Bd I	DCIBX	3.4	-1.1	12/12	2.3	1.2	0.5	2	1.46	2.83	6.72	2
FI	Muni Calif Int	Capital CA Core Municipal	CCCMX	3.3	-1.4	12/12	2.4	1.5	0.6	2	1.36	2.10	5.14	2
FI	Muni High Yld	SPDR Nuv S&P Hi Yld Muni Bd	HYMB	12.9	-0.8	12/12	3.4	0.9	0.2	2	3.80	14.92	54.42	4
FI	Muni High Yld	Mrk Vect CEF Muni Inc ETF	XMPT	8.7	-5.2	03/13	8.9	5.8	2.4	4	0.96	1.49	3.66	2
FI	Muni Nat Int	Performance Tr Muni Bd Insl	PTIMX	11.0	-0.7	12/12	3.1	0.8	0.2	2	3.50	12.95	47.39	5
FI	Muni Nat Int	Capital Core Municipal	CCMPX	3.6	-0.8	12/12	1.6	0.8	0.3	1	2.21	4.34	13.08	4
FI	Muni Nat Int	Lazard U.S. Municipal Instl	UMNIX	2.6	-0.5	12/12	1.5	0.6	0.2	1	1.70	3.99	12.82	4
FI	Muni Nat Int	Oppen Rochester Int Tm Muni A	ORRWX	4.7	-1.2	12/12	2.6	1.4	0.5	2	1.79	3.39	8.86	3
FI	Muni Nat Int	Nuveen Inf Prot Muni Bd A	NITAX	3.1	-1.4	12/12	3.3	1.5	0.6	2	0.93	1.99	5.11	3
FI	Muni Nat Int	DFA Inter-Term Municipal Bd I	DFTIX	2.7	-1.1	12/12	2.2	1.3	0.5	2	1.18	2.09	4.79	3
FI	Muni Nat Int	Eaton Vance Municipal Oppor A	EMOAX	2.3	-2.1	12/12	4.7	2.4	1.0	2	0.47	0.92	2.32	2
FI	Muni Nat Int	Fidelity Adv Muni Inc 2019 A	FAPAX	1.9	-1.1	01/13	2.9	1.3	0.5	2	0.63	1.44	3.44	2
FI	Muni Nat Int	Fidelity Adv Muni Inc 2017 A	FAMMX	0.3	-0.7	12/12	1.5	0.7	0.2	1	0.16	0.33	1.17	2
FI	Muni Nat Int	JPMorgan Tax Aware Inc Opp A	JTAAX	-1.6	-0.1	12/12	0.7	0.1	0.0	1	-2.51	-12.68	-50.66	1
FI	Muni Nat Lg	Ld Abb AMT Free Muni Bd A	LATAx	5.9	-1.4	12/12	3.8	1.5	0.5	2	1.53	3.76	10.97	5
FI	Muni Nat Lg	Fidelity Adv Muni Inc 2021 A	FOMAX	3.2	-1.7	12/12	3.9	1.9	0.9	2	0.78	1.63	3.57	2
FI	Muni Nat Sh	Oppen Rochester Sh Tm Muni A	ORSTX	0.6	-0.1	12/12	0.6	0.1	0.0	1	0.93	5.07	19.56	3
FI	Muni Nat Sh	Capital Short-Term Municipal	CSTMX	1.2	-0.6	12/12	0.8	0.6	0.2	1	1.39	1.90	5.74	2
FI	Muni Nat Sh	Fidelity Adv Muni Inc 2015 A	FAMPX	-1.3	-0.1	12/12	0.6	0.2	0.0	1	-2.50	-9.19	-35.71	1
FI	Muni NY Long	Amer Fds Tax-Ex Fd of NY A	NYAAX	2.2	-1.7	12/12	3.5	1.9	0.8	2	0.60	1.15	2.83	2
FI	Muni Sing St In	Hancock Hrз MS Tax-Free Inc A	HIMAX	1.2	-2.6	03/13	4.6	2.7	1.2	3	0.24	0.40	0.93	3
FI	Muni Sing St Lg	Hancock Hrз LA Tax-Free Inc A	HHLAX	1.3	-2.8	03/13	4.7	2.6	1.2	3	0.25	0.46	0.97	2
FI	Muni Sing St Sh	Capital CA Short-Term Muni	CCSTX	1.6	-0.4	12/12	0.8	0.4	0.1	1	1.84	3.38	10.68	4

FI	Nontrad Bond	Metropolitan West Uncon Bd I	MWCIX	9.9	-0.1	05/12	2.2	0.2	0.0	2	4.54	64.15	244.8	5
FI	Nontrad Bond	Pioneer Abs Return Credit A	RCRAX	5.3	-0.1	05/12	2.0	0.1	0.0	1	2.62	41.18	164.4	5
FI	Nontrad Bond	Harbor Uncon Bond Inst	HAUBX	8.8	-0.3	03/13	2.1	0.4	0.1	2	4.11	24.26	89.82	4
FI	Nontrad Bond	PIMCO Credit Abs Return A	PZCRX	4.1	-0.1	05/12	1.1	0.1	0.0	1	3.70	36.32	141.6	4
FI	Nontrad Bond	Guggenheim Macro Oppor A	GIOAX	6.7	-0.5	05/12	2.4	0.6	0.2	2	2.77	11.97	43.95	3
FI	Nontrad Bond	Loomis Sayles Strat Alpha A	LABAX	3.9	-0.2	05/12	2.6	0.3	0.1	2	1.46	11.56	43.72	3
FI	Nontrad Bond	Scout Uncon Bond Instl	SUBFX	13.9	-3.5	05/12	6.6	3.6	1.0	3	2.08	3.78	13.71	2
FI	Nontrad Bond	Legg Mason BW Abs Ret Opp A	LROAX	8.0	-1.5	05/12	4.4	1.6	0.4	2	1.81	4.84	17.82	2
FI	Nontrad Bond	Goldman Sachs Strat Income A	GSZAX	6.7	-1.1	05/12	3.0	1.1	0.3	2	2.20	5.89	20.60	2
FI	Nontrad Bond	Ziegler Strategic Income Inv	ZLSCX	6.2	-1.8	05/12	3.2	2.0	0.6	2	1.91	3.04	10.65	2
FI	Nontrad Bond	Parametric Abs Return Inv	EOAAX	5.4	-2.2	03/13	3.3	1.9	1.0	2	1.60	2.82	5.61	2
FI	Nontrad Bond	Driehaus Select Credit	DRSLX	3.1	-2.1	05/12	3.3	2.3	1.0	3	0.90	1.30	2.97	2
FI	Nontrad Bond	BlkRk Glob Lg/Sh Credit Inv A	BGCAX	1.8	-0.3	05/12	1.6	0.4	0.1	1	1.09	4.65	17.18	2
FI	Nontrad Bond	Amer Beacon Flexible Bond A	AFXAX	1.3	-0.3	05/12	1.7	0.4	0.1	1	0.72	3.25	12.07	2
FI	Nontrad Bond	EV Gbl Mac Abs Ret Advtg A	EGRAX	0.4	-2.6	05/12	4.9	3.0	1.0	2	0.06	0.09	0.28	2
FI	Nontrad Bond	Prudential Abs Return Bond A	PADAX	0.0	-0.4	05/12	1.4	0.5	0.1	1	-0.05	-0.14	-0.51	2
FI	Nontrad Bond	UBS Fixed Income Oppor A	FNOAX	-0.7	-0.7	06/12	2.8	1.1	0.4	2	-0.27	-0.72	-2.07	2
FI	Nontrad Bond	Driehaus Intl Crdt Oppor	DRCIX	-1.1	-6.3	09/12	5.2	4.5	4.2	5	-0.23	-0.26	-0.29	2
FI	Nontrad Bond	Hatteras Long / Short Db A	HFIAX	-2.0	-1.2	05/12	2.2	1.3	0.5	2	-0.96	-1.62	-4.24	2
FI	Nontrad Bond	Fwd Glob Credit Long/Short C	FGCVX	-2.3	-4.0	06/12	5.7	4.7	2.6	5	-0.43	-0.52	-0.94	2
FI	Nontrad Bond	Colum Abs Ret Emg Mkts Mcr A	CMMAX	-2.6	-2.1	05/12	3.1	2.2	0.6	2	-0.87	-1.25	-4.41	2
FI	Nontrad Bond	Bandon Isolated Alp Fx Inc A	BANAX	-3.5	-3.4	05/12	5.1	3.8	1.1	3	-0.71	-0.95	-3.30	2
FI	Nontrad Bond	MFS Absolute Return A	MRNAX	-4.1	-0.9	05/12	1.9	1.4	0.4	2	-2.16	-2.96	-10.46	2
FI	Nontrad Bond	Fed Unconstrained Bond Instl	FUBDX	-4.6	-4.5	03/13	3.7	3.6	2.5	5	-1.26	-1.31	-1.86	2
FI	Nontrad Bond	Highland Alternative Income A	HHFAX	-5.3	-1.6	06/12	2.2	1.8	0.7	2	-2.43	-3.01	-7.30	2
FI	Short Gov	SPDR Bar Cap Sh Tm Trsy Bd	SST	1.1	-0.2	01/13	0.7	0.2	0.1	1	1.49	4.29	13.91	4
FI	Short Gov	Schwab Sh-Tm U.S. Treas ETF	SCHO	0.5	-0.1	10/12	0.3	0.1	0.0	1	1.46	4.74	19.83	4
FI	Short Gov	M.D. Sass 1-3 Yr Dur US Ag Bd	MDSIX	0.8	-0.4	01/13	0.7	0.4	0.2	1	1.04	1.89	4.14	3
FI	Short-Tm Bd	Azzad Wise Capital	WISEX	5.5	0.0	04/12	1.1	0.0	0.0	1	4.99			5
FI	Short-Tm Bd	DoubleLine Low Dur Bond I	DBLSX	2.9	0.0	04/12	0.4	0.0	0.0	1	6.36			5
FI	Short-Tm Bd	Corp America CU Sh Dur Instl	CASDX	2.8	0.0	04/12	0.5	0.0	0.0	1	5.44	403.8		5
FI	Short-Tm Bd	UCM Short Duration Inst	UCMIX	2.6	0.0	04/12	0.6	0.0	0.0	1	4.55			5
FI	Short-Tm Bd	SPDR Bar Cap Inv Gr Fl Rt ETF	FLRN	1.9	0.0	04/12	0.4	0.0	0.0	1	4.52			4
FI	Short-Tm Bd	PL Short Duration Income I	PLSDX	6.1	-0.1	05/12	1.0	0.1	0.0	1	5.88	58.23	228.2	3
FI	Short-Tm Bd	Strategic Advisers Short Dur	FAUDX	1.5	0.0	12/12	0.3	0.0	0.0	1	4.44	50.19	240.6	3
FI	Short-Tm Bd	Mrk Vect Inv Grade Fl Rt ETF	FLTR	3.7	-0.3	05/12	1.1	0.4	0.1	1	3.27	10.32	38.29	2
FI	Short-Tm Bd	Ster Cp Securitized Opps Instl	SCSPX	3.3	-0.4	01/13	1.1	0.4	0.1	1	2.83	7.60	26.81	2
FI	Short-Tm Bd	Guggen BulletShs 2014 Corp Bd	BSCE	2.2	-0.3	05/12	0.8	0.3	0.1	1	2.73	6.91	25.68	2
FI	Short-Tm Bd	Goldman Sachs Short Dur Inc A	GDIAX	2.1	-0.4	05/12	1.3	0.5	0.1	1	1.63	4.46	16.42	2
FI	Short-Tm Bd	SEI Instl Invt Ult Sh Dur Bd A	SUSAX	2.1	-0.1	05/12	0.6	0.1	0.0	1	3.64	22.47	90.74	2
FI	Short-Tm Bd	Guggen BulletShs 2013 Corp Bd	BSCD	1.1	-0.1	05/12	0.4	0.1	0.0	1	2.71	9.91	40.66	2
FI	Short-Tm Bd	JPMorgan Current Income Inst	JPCIX	0.3	-0.1	11/12	0.2	0.1	0.0	1	1.16	1.86	6.55	2
FI	Ultrashort Bd	USAA Ultra Short-Term Bond	UUSTX	2.7	0.0	04/12	0.4	0.0	0.0	1	7.30			5
FI	Ultrashort Bd	Fidelity Cons Inc Bond Instl	FCNVX	1.1	0.0	04/12	0.2	0.0	0.0	1	5.16	243.7		5
FI	Ultrashort Bd	Putnam Short Dur Income A	PSDTX	0.9	0.0	04/12	0.1	0.0	0.0	1	5.19			4
FI	Ultrashort Bd	Oppenheimer Short Duration Y	OSDYX	0.7	0.0	04/12	0.1	0.0	0.0	1	7.77			4
FI	Ultrashort Bd	iShs Floating Rate Note	FLOT	2.4	-0.1	05/12	0.5	0.1	0.0	1	4.29	32.25	131.0	3

FI	Ultrashort Bd	Aberdeen Ult-Sh Dur Bd Instl	AUDIX	1.1	0.0	05/12	0.4	0.1	0.0	1	2.81	14.18	61.09	2
FI	Ultrashort Bd	Ultrashort Duration Bond	PIFDX	1.0	0.0	05/12	0.2	0.1	0.0	1	3.71	14.13	62.76	2
FI	Ultrashort Bd	Ultrashort Dur Government	PIFUX	0.8	-0.1	01/13	0.3	0.1	0.0	1	2.49	6.59	23.03	2
FI	Ultrashort Bd	JPMorgan Managed Income Inst	JMGIX	0.6	-0.1	05/12	0.2	0.1	0.0	1	2.40	7.19	29.65	2
FI	Ultrashort Bd	JHVIT Ult Sh Tm Bd Tr Ser I	JUSAX	0.2	-0.1	11/12	0.2	0.2	0.1	1	0.48	0.69	1.97	2
FI	Ultrashort Bd	Pioneer Mul-At Ultshort Inc A	MAFRX	-0.4	0.0	03/13	0.5	0.0	0.0	1	-1.01	-38.24	-354.2	1
FI	World Bond	Chou Income	CHOIX	35.7	-1.5	05/12	11.0	1.9	0.5	4	3.22	18.75	67.28	5
FI	World Bond	Matthews Asia Strat Inc Instl	MINCX	12.2	-2.5	05/12	5.0	2.7	0.7	2	2.42	4.56	16.55	5
FI	World Bond	Dreyfus Global Dynamic Bond A	DGDAX	3.1	0.0	04/12	1.5	0.0	0.0	1	2.05	457.3		5
FI	World Bond	PowerShs DB Japan Gov Bd ETN	JGBL	3.0	-0.5	12/12	1.2	0.6	0.2	1	2.40	5.06	17.80	5
FI	World Bond	GdMar Oppor Fixed Inc Instl	GIOFX	10.3	-3.0	05/12	5.0	3.1	0.9	2	2.05	3.28	11.79	4
FI	World Bond	TCW Global Bond I	TGGBX	7.3	-1.9	05/12	4.6	2.2	0.7	2	1.59	3.30	10.40	4
FI	World Bond	DFA World ex US Gov Fxd Inc I	DWFIX	6.6	-1.5	01/13	3.9	1.8	0.5	2	1.65	3.61	12.82	4
FI	World Bond	Madrona Global Bond ETF	DWDB	5.4	-1.1	05/12	2.5	1.2	0.3	2	2.10	4.32	15.49	4
FI	World Bond	PwrShs DB Ital Treas Bd ETN	ITLY	10.4	-2.8	02/13	9.8	4.9	1.3	4	1.05	2.10	7.82	3
FI	World Bond	PIMCO Australia Bond Idx ETF	AUD	7.8	-3.7	05/12	7.8	4.3	1.2	4	0.99	1.78	6.46	3
FI	World Bond	PowerShs DB German Bund ETN	BUNL	6.0	-3.0	06/12	6.7	4.3	1.4	3	0.87	1.38	4.19	3
FI	World Bond	iShs Glob Inf-Linked Bd Fund	GTIP	5.0	-2.2	05/12	4.1	3.0	1.0	3	1.20	1.65	4.72	3
FI	World Bond	Roosevelt Strategic Income I	RSTIX	4.5	-1.7	06/12	2.4	1.4	0.6	2	1.85	3.07	6.79	3
FI	World Bond	Hartford World Bond A	HWDX	1.7	-0.6	01/13	2.0	0.6	0.2	1	0.80	2.54	8.35	3
FI	World Bond	iShs Intl Inf-Linked Bd Fund	ITIP	5.4	-4.5	05/12	6.9	5.2	1.7	4	0.78	1.03	3.10	2
FI	World Bond	PowerShs Inter Corporate Bond	PICB	5.3	-4.9	05/12	7.9	5.8	2.1	4	0.67	0.90	2.46	2
FI	World Bond	SPDR Barclays Inter Corp Bd	IBND	2.9	-5.8	05/12	8.7	6.7	2.6	5	0.32	0.42	1.06	2
FI	World Bond	PIMCO Canada Bond Index ETF	CAD	2.4	-4.8	02/13	5.8	4.1	2.0	4	0.40	0.57	1.17	2
FI	World Bond	WisdomTree Global Real Return	RRF	2.2	-4.1	05/12	5.9	4.5	1.7	4	0.36	0.47	1.29	2
FI	World Bond	Nuveen Global Tot Ret Bond A	NGTAX	2.1	-5.3	05/12	8.3	5.8	1.7	4	0.25	0.35	1.21	2
FI	World Bond	Mirae Asset Global Dyn Bond A	MAGDX	2.0	-1.9	05/12	3.6	2.1	0.6	2	0.52	0.90	3.11	2
FI	World Bond	PIMCO Germany Bond Index ETF	BUND	0.6	-5.2	05/12	7.9	6.4	2.8	5	0.07	0.08	0.19	2
FI	World Bond	Lazard Global Fixed Inc Inst	LZGIX	0.6	-3.0	02/13	3.5	2.4	1.4	3	0.14	0.20	0.36	2
FI	World Bond	ProShs German Sov / Sb-Sov Db	GGOV	0.1	-4.9	05/12	7.7	6.2	2.7	5	0.00	0.00	0.00	2
FI	World Bond	American Cent Global Bond A	AGBAX	0.0	-0.7	01/13	1.8	0.7	0.2	1	-0.07	-0.18	-0.63	2
FI	World Bond	Janus Global Bond A	JGBAX	-0.8	-1.8	03/13	3.4	1.8	0.7	2	-0.27	-0.50	-1.22	2
FI	World Bond	MFS Global Bond A	MGBAX	-1.5	-2.0	03/13	3.3	1.8	0.8	2	-0.48	-0.86	-1.92	2
FI	World Bond	EuroPac International Bond A	EPBIX	-1.7	-5.6	05/12	7.6	6.0	1.8	4	-0.23	-0.30	-0.99	2
AA	Aggress Alloc	SEI InsI Inv Dyn Asset Allc A	SDLAX	17.0	-1.9	10/12	7.0	2.3	0.9	3	2.41	7.42	19.69	5
AA	Aggress Alloc	Loomis Sayles Capital Inc A	LSCAX	12.4	-5.2	05/12	9.8	5.5	1.5	4	1.25	2.26	7.99	5
AA	Aggress Alloc	GuideStone Def Mkt Strats GS2	GDMYX	10.4	-2.9	05/12	5.8	3.0	0.9	3	1.78	3.40	12.06	5
AA	Aggress Alloc	Innealta Cap Sect Rotation I	ICSIX	7.3	-2.0	05/12	4.1	2.1	0.6	2	1.76	3.42	12.39	5
AA	Aggress Alloc	TIAA-CREF Lifestyle Grth Inst	TSGGX	11.6	-6.7	05/12	9.7	7.0	2.3	4	1.19	1.63	5.05	4
AA	Aggress Alloc	Whitebox Tactical Oppor Instl	WBMIX	8.3	-5.4	05/12	8.5	5.9	1.7	4	0.96	1.40	4.78	4
AA	Aggress Alloc	Highland Energy MLP A	HEFAX	6.5	-3.9	05/12	7.6	4.2	1.2	3	0.84	1.55	5.39	4
AA	Aggress Alloc	ING Sol Aggress Grth Port I	IAGIX	9.7	-6.7	05/12	9.5	7.1	2.4	4	1.01	1.35	3.99	3
AA	Aggress Alloc	GuideP Tact Constnd At Allc S	GPTCX	8.3	-6.6	05/12	9.3	7.0	2.3	4	0.87	1.16	3.63	3
AA	Aggress Alloc	Colum Marsico Flexible Cap A	CCMAX	6.6	-5.2	05/12	9.3	5.7	2.1	4	0.71	1.15	3.16	3
AA	Aggress Alloc	First Pacific Low Vol Inv	LOVIX	6.0	-3.7	05/12	7.4	4.5	1.5	4	0.79	1.32	3.94	3
AA	Aggress Alloc	GuideP Strat Asset Allc Svc	GPSTX	9.3	-8.4	05/12	11.8	8.9	3.0	5	0.78	1.03	3.06	2
AA	Aggress Alloc	Pinnacle Capital Mgmt Bal C	PINBX	7.6	-6.0	05/12	9.0	6.4	2.5	4	0.83	1.17	3.04	2

AA	Aggress Alloc	SiM Dynamic Alloc Eqty Inc A	SDEAX	4.8	-5.4	05/12	8.8	5.9	1.7	4	0.53	0.80	2.70	2
AA	Aggress Alloc	MassMut RetSMART Mod Grth A	MOGAX	3.9	-6.9	05/12	9.9	7.3	2.4	4	0.38	0.52	1.55	2
AA	Aggress Alloc	Ascendant Balanced A	ATBAX	2.6	-5.5	05/12	8.5	5.8	1.9	4	0.30	0.43	1.33	1
AA	Aggress Alloc	North Star Opportunity A	NSOPX	2.5	-6.5	05/12	11.9	7.4	2.3	4	0.20	0.32	1.05	1
AA	Aggress Alloc	RiverFront Dyn Eqty Income A	RLGAX	2.4	-5.5	05/12	8.2	5.9	1.8	4	0.29	0.40	1.31	1
AA	Aggress Alloc	RiverFront Global Alloc A	RMGAX	2.0	-6.0	05/12	9.0	6.5	2.0	4	0.21	0.30	0.96	1
AA	Conserv Alloc	AmericaFirst Income Trends A	AFPAX	7.3	-1.3	11/12	5.1	1.3	0.5	2	1.42	5.35	15.31	5
AA	Conserv Alloc	TIAA-CREF Lifestyle Inc Inst	TSITX	6.3	-1.5	05/12	2.5	1.6	0.5	2	2.48	3.85	13.70	5
AA	Conserv Alloc	JHVIT Lifest Cnsv PS S S II	JLCSX	5.8	-1.1	05/12	2.1	1.1	0.3	1	2.78	4.99	18.15	5
AA	Conserv Alloc	JHancock2 Divr Strategies A	JDSTX	4.2	-0.2	05/12	1.9	0.2	0.1	1	2.17	20.26	76.30	5
AA	Conserv Alloc	Pioneer Multi Asset Income A	PMAIX	9.5	-2.8	05/12	5.6	2.9	0.8	3	1.68	3.21	11.68	4
AA	Conserv Alloc	USAA Real Return Inst	UIRRX	7.3	-2.3	05/12	4.1	2.5	0.7	2	1.78	2.89	10.06	4
AA	Conserv Alloc	ING Solution Cons Port I	ICGIX	6.9	-1.9	05/12	3.1	2.0	0.6	2	2.24	3.49	11.84	4
AA	Conserv Alloc	SiM Dyn Alloc Divers Inc A	SDDAX	4.8	-1.8	05/12	3.9	1.9	0.5	2	1.21	2.49	9.01	4
AA	Conserv Alloc	Toews Hedged Growth Alloc	THGWX	9.2	-2.8	05/12	6.8	3.5	1.2	3	1.33	2.58	7.34	3
AA	Conserv Alloc	TIAA-CREF Lifestyle Cons Insl	TCSIX	8.4	-3.2	05/12	4.8	3.4	1.0	3	1.72	2.47	8.24	3
AA	Conserv Alloc	JHVIT Lifest Mod PS S S II	JLMSX	7.2	-2.9	05/12	4.4	3.1	0.9	2	1.59	2.32	7.87	3
AA	Conserv Alloc	WBI Absolute Return Bal Instl	WBBAX	4.9	-1.9	05/12	3.3	2.0	0.6	2	1.46	2.35	7.73	3
AA	Conserv Alloc	EV Rich Bern All Asst St A	EARAX	4.3	-1.7	05/12	4.2	1.9	0.5	2	1.02	2.19	7.98	3
AA	Conserv Alloc	GuideP Abs Ret Asst Allc Svc	GPARX	2.7	-1.1	05/12	1.8	1.2	0.3	1	1.44	2.25	7.96	3
AA	Conserv Alloc	HNP Growth and Preservation	HNPXK	3.8	-2.6	05/12	5.1	3.4	1.1	3	0.72	1.09	3.44	2
AA	Conserv Alloc	BPV Core Diversification	BPVDX	3.5	-2.7	05/12	4.2	3.1	1.0	3	0.79	1.10	3.34	2
AA	Conserv Alloc	PSI Strategic Growth A	FXSAX	2.6	-3.3	05/12	6.1	3.7	1.1	3	0.40	0.66	2.33	2
AA	Conserv Alloc	Neiman Balanced Allocation A	NBAFX	2.4	-4.5	05/12	6.6	4.7	1.6	4	0.34	0.48	1.45	2
AA	Conserv Alloc	Transamerica Tactical Inc A	IGTAX	2.0	-1.9	05/12	3.7	2.0	0.5	2	0.52	0.97	3.52	2
AA	Conserv Alloc	Geier Strategic Tot Return	GAMTX	0.6	-3.7	02/13	3.6	2.8	1.9	4	0.13	0.16	0.24	1
AA	Conserv Alloc	MassMutual RetireSMART Cons A	MCTAX	0.2	-2.5	05/12	3.6	2.6	0.8	2	0.04	0.06	0.20	1
AA	Conserv Alloc	PIMCO Inf Response Mul-Asst A	PZRMX	0.2	-1.3	05/12	4.0	2.1	0.6	2	0.03	0.07	0.21	1
AA	Conserv Alloc	Nationwide Alts Allc A	NWAAX	-0.2	-5.4	05/12	7.1	5.7	1.8	4	-0.04	-0.05	-0.17	1
AA	Conserv Alloc	DoubleLine Multi-Asset Grth A	DMLAX	-2.2	-2.1	05/12	4.1	2.6	0.9	2	-0.54	-0.88	-2.49	1
AA	Conserv Alloc	JPMorgan Divr Real Return A	JRNAX	-4.3	-3.3	05/12	4.2	3.6	1.6	4	-1.05	-1.21	-2.73	1
AA	Conserv Alloc	Amer Cent Strat Infl Opps A	ASIDX	-5.1	-4.7	05/12	6.3	5.2	1.8	4	-0.83	-1.00	-2.85	1
AA	Convertibles	Harbor Convertible Sec Instl	HACSX	6.8	-2.8	05/12	4.5	3.0	0.9	2	1.49	2.24	7.24	5
AA	Convertibles	RBC BiBay GI Convertible Bd I	RGCBX	9.3	-4.0	05/12	6.7	4.3	1.4	3	1.38	2.13	6.44	4
AA	Mod Alloc	Osterweis Strategic Invest	OSTVX	17.7	-2.9	05/12	6.5	3.0	0.9	3	2.71	5.84	19.40	5
AA	Mod Alloc	Hotchkis and Wiley Cap Inc I	HWIIX	17.0	-3.4	05/12	7.4	3.6	1.0	3	2.28	4.73	17.11	5
AA	Mod Alloc	Roumell Opportunistic Value A	RAMVX	15.5	-1.5	07/12	9.5	2.1	0.6	4	1.62	7.23	26.50	5
AA	Mod Alloc	JHFunds2 Cap Apprec Val NAV	JCAVX	12.4	-3.5	05/12	6.4	3.8	1.2	3	1.93	3.25	10.50	5
AA	Mod Alloc	Ironclad Managed Risk	IRONX	7.7	-1.4	05/12	4.0	1.7	0.6	2	1.88	4.49	12.94	5
AA	Mod Alloc	TIAA-CREF Lifestyle Mod Instl	TSIMX	10.5	-4.9	05/12	7.2	5.1	1.6	4	1.45	2.04	6.62	4
AA	Mod Alloc	GuideP Tact Unc Asst Allc Svc	GPTUX	9.1	-3.4	05/12	6.5	3.8	1.2	3	1.40	2.37	7.78	4
AA	Mod Alloc	JHVIT Lifest Bal PS S S II	JLBSX	7.7	-3.7	05/12	5.6	3.9	1.2	3	1.36	1.93	6.36	4
AA	Mod Alloc	Perkins Value Plus Income A	JPVAX	5.9	-3.1	05/12	6.0	3.3	0.9	3	0.97	1.77	6.37	4
AA	Mod Alloc	Ginkgo Multi-Strategy Inv	GNKIX	9.4	-3.2	05/12	7.8	4.4	1.5	4	1.20	2.09	6.04	3
AA	Mod Alloc	Sound Mind Investing Balanced	SMILX	9.1	-4.5	05/12	7.0	4.8	1.6	4	1.29	1.89	5.56	3
AA	Mod Alloc	Janus Aspen Mod Alloc Instl	JMAPX	9.0	-4.8	05/12	6.9	5.0	1.7	4	1.30	1.78	5.36	3
AA	Mod Alloc	JHVIT Lifest Grth PS S S II	JLBIX	8.9	-5.3	05/12	8.0	5.6	1.8	4	1.10	1.56	4.96	3

AA	Mod Alloc	Outfitter	OTFTX	8.7	-4.8	05/12	7.6	5.1	1.5	4	1.12	1.68	5.92	3
AA	Mod Alloc	Disciplined Growth Investors	DGIFX	8.2	-4.6	05/12	8.1	5.3	1.8	4	1.00	1.52	4.39	3
AA	Mod Alloc	Colum Flexible Capital Inc A	CFIAX	6.4	-4.1	05/12	7.2	4.3	1.2	3	0.87	1.47	5.25	3
AA	Mod Alloc	Camelot Premium Return A	CPRFX	5.4	-5.7	05/12	9.4	6.0	1.8	4	0.56	0.88	2.88	2
AA	Mod Alloc	Chadwick & D'Amato	CDFFX	5.1	-2.9	05/12	5.8	3.5	1.2	3	0.85	1.43	4.11	2
AA	Mod Alloc	Cambria Global Tactical ETF	GTAA	4.7	-4.2	05/12	6.4	4.6	1.5	4	0.73	1.00	3.04	2
AA	Mod Alloc	Gr-West SecFound® Bal ETF A	SFBPX	4.6	-3.9	05/12	6.6	4.1	1.2	3	0.68	1.08	3.89	2
AA	Mod Alloc	Compak Dynamic Asset Alloc A	CMPKX	4.1	-5.3	05/12	7.9	5.6	1.8	4	0.50	0.71	2.23	2
AA	Mod Alloc	Beech Hill Tot Return A	BHTAX	3.5	-4.6	05/12	8.6	5.4	1.9	4	0.40	0.63	1.80	2
AA	Mod Alloc	Global X Permanent ETF	PERM	2.8	-2.8	02/13	4.0	2.6	1.4	3	0.67	1.03	1.96	2
AA	Mod Alloc	Virtus Allocator Pre AlpSect	VAAAX	2.3	-3.1	05/12	5.8	3.4	0.9	3	0.37	0.64	2.27	2
AA	Mod Alloc	Meidell Tactical Adv ETF	MATH	6.2	-5.9	08/12	9.1	6.1	4.0	5	0.67	0.99	1.52	1
AA	Mod Alloc	Innovator Matrix Income A	IMIFX	3.8	-5.9	05/12	11.6	6.9	2.5	5	0.32	0.53	1.49	1
AA	Mod Alloc	MassMutual RetireSMART Mod A	MRMAX	2.3	-4.9	05/12	7.0	5.1	1.7	4	0.32	0.44	1.36	1
AA	Mod Alloc	PSI Tactical Growth A	FXTAX	1.3	-2.2	05/12	4.4	2.4	0.7	2	0.28	0.51	1.74	1
AA	Mod Alloc	RiverFront Mod Grth & Inc A	RMIAX	0.9	-4.5	05/12	6.4	4.7	1.4	3	0.12	0.16	0.52	1
AA	Mod Alloc	Frost Divr Strategies A	FDSFX	0.4	-4.3	05/12	6.4	4.8	1.7	4	0.05	0.07	0.20	1
AA	Mod Alloc	Prudential Real Assets A	PUDAX	0.3	-3.8	05/12	5.8	4.1	1.2	3	0.03	0.04	0.13	1
AA	Mod Alloc	Janus Aspen Prot - Grth Instl	JAPGX	0.1	-6.7	06/12	8.6	7.2	4.3	5	0.00	0.00	0.00	1
AA	Mod Alloc	SCS Tactical Allocation	SCSGX	-2.9	-3.5	05/12	7.6	4.6	1.9	4	-0.39	-0.65	-1.59	1
AA	Mod Alloc	Janus Prot Series - Grth A	JPGAX	-8.0	-4.0	06/12	4.4	4.1	3.0	5	-1.82	-1.96	-2.72	1
AA	Retire Income	BlkRk Lifepath I Retire Inv A	LIRAX	7.0	-2.3	05/12	3.7	2.5	0.7	2	1.86	2.81	9.81	4
AA	Retire Income	Putnam Ret Inc Lifestyle 2 A	PRYAX	1.9	-2.1	05/12	3.3	2.2	0.6	2	0.56	0.85	2.92	2
AA	Target '16-20	JHancock2 Ret Chos at 2020 1	JRWOX	7.3	-2.3	05/12	3.7	2.5	0.7	2	1.92	2.89	10.15	5
AA	Target '16-20	Gr-West SecFound® LT 2020 G	MXSMX	9.2	-4.3	05/12	6.5	4.5	1.4	3	1.41	2.02	6.66	4
AA	Target '16-20	ING Index Sol 2020 Port Init	IDXBX	9.1	-4.2	05/12	6.4	4.4	1.3	3	1.42	2.06	6.92	4
AA	Target '16-20	BlkRk Lifepath Idx 2020 Inv A	LIQAX	8.2	-3.9	05/12	5.7	4.1	1.2	3	1.41	1.99	6.74	4
AA	Target '16-20	ING Sol 2020 Ports Initial	ISNBX	8.2	-4.1	05/12	6.2	4.3	1.4	3	1.32	1.88	5.84	3
AA	Target '16-20	Presidential Prot Pro 2020 A	PZBAX	0.6	-3.5	05/12	5.2	3.7	1.1	3	0.10	0.14	0.47	1
AA	Target '21-25	JHancock2 Ret Chos at 2025 1	JREOX	8.8	-3.9	05/12	6.0	4.2	1.2	3	1.45	2.08	7.14	5
AA	Target '21-25	PIMCO RealRetirement 2025 A	PENZX	3.1	-1.2	05/12	3.0	1.3	0.4	2	1.02	2.26	8.23	5
AA	Target '21-25	BlkRk Lifepath Idx 2025 Inv A	LILAX	8.8	-4.7	05/12	6.9	4.9	1.5	4	1.27	1.77	5.86	4
AA	Target '21-25	AllianzGI Retirement 2025 A	GVSAX	2.5	-2.6	05/12	4.2	2.8	0.8	2	0.56	0.87	2.94	2
AA	Target '21-25	MassMutual RetireSMART 2025 A	MMSDX	3.7	-6.7	05/12	9.6	7.1	2.4	4	0.38	0.51	1.52	1
AA	Target '21-25	BlackRock LifePath 2025 Inv A	LPBAX	1.7	-5.0	05/12	7.1	5.3	1.7	4	0.23	0.31	1.00	1
AA	Target '26-30	JHancock2 Ret Chos at 2030 1	JRHGX	9.8	-5.0	05/12	7.5	5.3	1.6	4	1.29	1.83	6.12	5
AA	Target '26-30	ING Index Sol 2030 Port Init	IDXGX	11.0	-5.9	05/12	8.8	6.2	2.0	4	1.23	1.74	5.55	4
AA	Target '26-30	Gr-West SecFound® LT 2030 G	MXSQX	10.7	-5.8	05/12	8.7	6.1	1.9	4	1.21	1.72	5.49	4
AA	Target '26-30	BlkRk Lifepath Idx 2030 Inv A	LINAX	9.4	-5.3	05/12	7.8	5.6	1.7	4	1.19	1.66	5.44	4
AA	Target '26-30	ING Sol 2030 Ports Initial	ISNGX	9.1	-5.8	05/12	8.5	6.2	2.1	4	1.07	1.46	4.29	3
AA	Target '26-30	Presidential Prot Pro 2030 A	PZCAX	0.2	-4.4	05/12	6.3	4.7	1.6	4	0.02	0.02	0.06	1
AA	Target '31-35	JHancock2 Ret Chos at 2035 1	JRYOX	10.4	-5.6	05/12	8.4	6.0	1.8	4	1.22	1.73	5.71	5
AA	Target '31-35	PIMCO RealRetirement 2035 A	PIVAX	5.2	-2.2	05/12	4.7	2.5	0.7	2	1.08	2.07	7.51	5
AA	Target '31-35	BlkRk Lifepath Idx 2035 Inv A	LIJAX	9.9	-5.8	05/12	8.6	6.2	1.9	4	1.15	1.59	5.15	4
AA	Target '31-35	MassMutual RetireSMART 2035 A	MMXAX	4.0	-7.4	05/12	10.6	7.9	2.7	5	0.37	0.49	1.45	1
AA	Target '31-35	AllianzGI Retirement 2035 A	GVRAX	3.5	-4.8	05/12	7.0	5.1	1.5	4	0.48	0.67	2.20	1
AA	Target '31-35	BlackRock LifePath 2035 Inv A	LPJAX	2.5	-6.4	05/12	8.9	6.7	2.1	4	0.27	0.36	1.14	1

AA	Target '36-40	JHancock2 Ret Chos at 2040 1	JRROX	10.7	-5.9	05/12	8.9	6.3	1.9	4	1.19	1.69	5.59	5
AA	Target '36-40	Gr-West SecFound® LT 2040 G	MXDSX	11.6	-7.0	05/12	10.5	7.4	2.4	4	1.10	1.55	4.87	4
AA	Target '36-40	ING Index Sol 2040 Port Init	IDXLX	11.6	-6.9	05/12	10.3	7.3	2.3	4	1.12	1.58	4.94	4
AA	Target '36-40	BlkRk Lifepath Idx 2040 Inv A	LIKAX	10.4	-6.5	05/12	9.3	6.8	2.1	4	1.10	1.51	4.83	4
AA	Target '36-40	ING Sol 2040 Ports Initial	ISNLX	9.8	-7.0	05/12	10.1	7.4	2.6	5	0.96	1.30	3.75	3
AA	Target '36-40	Presidential Prot Pro 2040 A	PZDAX	0.5	-5.1	05/12	7.3	5.4	1.9	4	0.06	0.08	0.22	1
AA	Target '41-45	JHancock2 Ret Chos at 2045 1	JRVOX	10.6	-5.9	05/12	8.9	6.3	1.9	4	1.18	1.67	5.54	5
AA	Target '41-45	PIMCO RealRetirement 2045 A	PFZAX	6.6	-2.6	05/12	5.6	2.9	0.8	3	1.16	2.22	8.06	5
AA	Target '41-45	iShs S&P Target Date 2045	TZW	11.4	-7.1	05/12	10.4	7.5	2.4	4	1.08	1.51	4.78	4
AA	Target '41-45	BlkRk Lifepath Idx 2045 Inv A	LIHAX	10.7	-7.0	05/12	10.1	7.4	2.3	4	1.04	1.43	4.53	4
AA	Target '41-45	MassMutual RetireSMART 2045 A	MMKAX	4.5	-7.9	05/12	11.3	8.4	2.9	5	0.39	0.52	1.53	1
AA	Target '41-45	AllianzGI Retirement 2045 A	GBVAX	3.7	-6.3	05/12	9.0	6.7	2.1	4	0.40	0.55	1.74	1
AA	Target '41-45	BlackRock LifePath 2045 Inv A	LPHAX	3.1	-7.5	05/12	10.3	7.9	2.5	5	0.30	0.39	1.20	1
AA	Target '46-50	iShs S&P Target Date 2050	TZY	11.7	-7.2	05/12	10.7	7.6	2.4	4	1.09	1.52	4.83	5
AA	Target '46-50	JHancock2 Ret Chos at 2050 1	JRIOX	10.8	-5.8	05/12	8.8	6.2	1.9	4	1.21	1.73	5.73	5
AA	Target '46-50	ING Index Sol 2050 Port Init	IDXQX	11.7	-7.3	05/12	10.9	7.7	2.5	5	1.07	1.50	4.66	4
AA	Target '46-50	Gr-West SecFound® LT 2050 G	MXFSX	11.5	-7.5	05/12	11.0	7.9	2.5	5	1.04	1.44	4.49	4
AA	Target '46-50	BlkRk Lifepath Idx 2050 Inv A	LIPAX	11.2	-7.4	05/12	10.7	7.9	2.5	5	1.04	1.41	4.47	4
AA	Target '46-50	JHnk2 Retire Living th 2050 1	JLKOX	10.8	-7.0	05/12	10.2	7.4	2.5	4	1.05	1.45	4.39	4
AA	Target '46-50	ING Sol 2050 Port Initial	ISNQX	9.9	-7.2	05/12	10.4	7.7	2.7	5	0.94	1.27	3.67	3
AA	Target '46-50	MFS Lifetime 2050 A	MFFSX	6.4	-7.4	05/12	10.7	7.8	2.5	5	0.59	0.81	2.51	2
AA	Target '46-50	Presidential Prot Pro 2050 A	PZEAX	1.0	-5.7	05/12	8.2	6.1	2.3	4	0.11	0.14	0.38	1
AA	Target '51+	TIAA-CREF Lifecyc I 2055 Insl	TTIIX	12.2	-6.5	05/12	10.0	6.9	2.1	4	1.21	1.74	5.67	5
AA	Target '51+	Vanguard Target Ret 2060 Inv	VTTSX	12.0	-6.8	05/12	10.1	7.2	2.2	4	1.18	1.67	5.33	5
AA	Target '51+	Vanguard Target Ret 2055 Inv	VFFVX	11.8	-6.8	05/12	10.3	7.3	2.3	4	1.14	1.61	5.17	5
AA	Target '51+	Amer Cent LIVESTRONG 2055 Inv	AREVX	11.1	-6.1	05/12	9.2	6.5	2.1	4	1.20	1.68	5.28	5
AA	Target '51+	TIAA-CREF Lifecycle 2055 Insl	TTRIX	11.9	-7.4	05/12	10.7	7.8	2.6	5	1.10	1.51	4.56	4
AA	Target '51+	BlkRk Lifepath Idx 2055 Inv A	LIVAX	11.7	-7.9	05/12	11.4	8.4	2.6	5	1.01	1.39	4.39	4
AA	Target '51+	Wells Fargo Adv DJ Tgt 2055 I	WFQUX	11.4	-7.1	05/12	10.5	7.5	2.5	5	1.08	1.50	4.50	4
AA	Target '51+	Fidelity Freedom K 2055	FDENX	10.5	-7.4	05/12	10.9	7.9	2.5	5	0.95	1.31	4.20	4
AA	Target '51+	Fidelity Freedom Index 2055 W	FDEWX	10.1	-6.9	05/12	10.2	7.4	2.3	4	0.97	1.35	4.41	4
AA	Target '51+	GuideSt Fds MyDest 2055 GS4	GMGZX	10.8	-7.7	05/12	11.1	8.1	2.7	5	0.97	1.32	4.02	3
AA	Target '51+	Fidelity Freedom 2055	FDEEX	10.4	-7.4	05/12	10.9	7.9	2.5	5	0.95	1.30	4.17	3
AA	Target '51+	Russell LifePoints 2055 St R1	RQLRX	10.0	-7.9	05/12	11.1	8.3	2.7	5	0.90	1.20	3.64	3
AA	Target '51+	JPMorgan SmartRet 2055 A	JFFAX	7.0	-7.0	05/12	10.1	7.4	2.4	4	0.69	0.94	2.95	2
AA	Target '51+	Nationwide Destination 2055 A	NTDAX	6.1	-7.4	05/12	11.1	7.8	2.5	5	0.54	0.77	2.42	1
AA	Target '51+	Fidelity Adv Freedom 2055 A	FHFAX	4.2	-7.4	05/12	10.9	7.9	2.5	4	0.37	0.51	1.65	1
AA	Target '51+	AllianzGI Retirement 2055 A	GLIAX	3.7	-6.8	05/12	9.6	7.2	2.3	4	0.38	0.50	1.59	1
AA	Target '51+	BlackRock LifePath 2055 Inv A	LPVAX	3.6	-8.4	05/12	11.6	8.8	2.9	5	0.30	0.40	1.22	1
AA	Target '00-10	JHancock2 Ret Chos at 2010 1	JRTOX	4.7	0.0	04/12	1.2	0.0	0.0	1	3.86	499.5		5
AA	Target '00-10	Presidential Prot Pro 2010 A	PZAAX	0.0	-3.3	05/12	4.8	3.5	1.1	3	-0.02	-0.02	-0.07	3
AA	Target '11-15	JHancock2 Ret Chos at 2015 1	JRFOX	5.3	-0.5	05/12	1.5	0.5	0.1	1	3.37	10.60	39.10	5
AA	Target '11-15	PIMCO RealRetirement 2015 A	PTNYX	2.3	-0.1	10/12	1.4	0.1	0.0	1	1.52	20.01	79.02	5
AA	Target '11-15	MassMutual RetireSMART 2015 A	MMJAX	2.4	-4.9	05/12	7.0	5.1	1.7	4	0.33	0.45	1.38	2
AA	World Alloc	AQR Risk Parity I	AQRIX	14.3	-2.1	05/12	5.8	2.6	0.8	3	2.46	5.56	18.98	5
AA	World Alloc	Nuveen Real Asset Income A	NRIAX	10.7	-3.1	05/12	6.0	3.2	0.9	3	1.78	3.30	11.99	5
AA	World Alloc	AlliBernstein Dyn All Mkt 1	ADADX	8.4	-3.8	05/12	6.0	4.1	1.2	3	1.39	2.03	6.66	5

AA	World Alloc	Innealta Cap Co Rotation I	ICCIX	7.0	-1.9	05/12	4.0	2.1	0.6	2	1.74	3.25	11.72	5
AA	World Alloc	Astor S.T.A.R. E Fea AlpDex A	ASPGX	10.7	-5.2	05/12	9.9	5.6	1.8	4	1.07	1.88	6.06	4
AA	World Alloc	Hz Act Asset Alloc N Shares	AAANX	10.6	-5.6	05/12	9.8	6.2	1.9	4	1.07	1.69	5.48	4
AA	World Alloc	Pioneer Mul-Asset Real Ret A	PMARX	8.7	-6.1	05/12	8.9	6.4	2.2	4	0.97	1.35	4.01	4
AA	World Alloc	ING DFA Global Alloc Port I	IDFIX	8.3	-5.8	05/12	8.3	6.1	1.9	4	0.99	1.34	4.25	4
AA	World Alloc	PIMCO Div and Inc Builder A	PQIZX	7.3	-4.3	05/12	8.3	4.7	1.3	4	0.86	1.52	5.44	4
AA	World Alloc	HSBC World Selion Inc Strat A	HINAX	1.7	-1.1	05/12	2.4	1.2	0.3	2	0.65	1.35	4.91	4
AA	World Alloc	Sextant Global High Income	SGHIX	4.5	-3.7	05/12	6.6	4.3	1.3	3	0.67	1.03	3.42	3
AA	World Alloc	Catalyst/MAP GI Tot Ret Inc A	TRXAX	3.8	-4.5	05/12	7.1	4.9	1.5	4	0.51	0.75	2.46	3
AA	World Alloc	Amer Fds Global Bal 529A	CBFAX	3.2	-4.9	05/12	7.1	5.2	1.6	4	0.43	0.59	1.97	3
AA	World Alloc	Bos Advs Brd Allc Strat Insl	BABIX	3.1	-4.1	05/12	6.1	4.6	1.4	3	0.49	0.65	2.12	3
AA	World Alloc	Eaton V Multi-Strat All Mkt A	EAAMX	0.6	-0.9	05/12	1.9	0.9	0.2	1	0.25	0.51	1.86	3
AA	World Alloc	New Path Tactical Alloc Instl	GTAIX	2.6	-6.7	06/12	8.6	6.9	4.3	5	0.29	0.36	0.57	2
AA	World Alloc	GuideMark Glob Real Ret Instl	GIGLX	1.7	-8.0	05/12	10.7	8.8	2.9	5	0.15	0.19	0.56	2
AA	World Alloc	Putnam Dynamic Risk Alloc A	PDREX	1.5	-3.6	05/12	5.8	3.9	1.1	3	0.24	0.35	1.21	2
AA	World Alloc	BMO Pyrford Glob Strat Ret I	MGRNX	1.1	-3.2	05/12	4.3	3.6	1.2	3	0.23	0.27	0.85	2
AA	World Alloc	Neub Berm Global Allocation A	NGLAX	1.1	-5.6	05/12	8.9	6.5	2.4	4	0.11	0.15	0.40	2
AA	World Alloc	Hartford Global All-Asset A	HLAAX	0.8	-6.1	05/12	8.8	6.5	2.0	4	0.09	0.11	0.38	2
AA	World Alloc	Wells Fargo Adv Abs Ret A	WARAX	0.6	-3.3	05/12	5.6	3.7	1.0	3	0.09	0.13	0.49	2
AA	World Alloc	American Cent Global Alloc A	AGAEX	0.0	-6.2	05/12	8.4	6.6	2.1	4	-0.01	-0.01	-0.02	2
AA	World Alloc	Dreyfus Global Real Return A	DRRAX	-0.1	-2.7	12/12	4.6	2.3	1.2	3	-0.04	-0.08	-0.15	2
AA	World Alloc	Henderson All Asset A	HGAAX	-0.2	-2.4	05/12	3.7	2.5	0.9	2	-0.08	-0.11	-0.33	2
AA	World Alloc	MassMut Barings Dyn Alloc A	MLBAX	-1.1	-3.3	05/12	5.1	3.6	1.1	3	-0.23	-0.32	-1.03	2
AA	World Alloc	Strategic Latin America A	SLATX	-1.1	-6.9	05/12	10.2	7.7	2.5	5	-0.12	-0.16	-0.49	2
AA	World Alloc	Franklin Temp Glob Allc A	FGAAX	-2.0	-7.3	05/12	9.6	7.8	2.6	5	-0.21	-0.26	-0.79	2
AA	World Alloc	PIMCO Emerging Multi-Asset A	PEAAX	-2.0	-6.9	05/12	10.1	7.5	2.6	5	-0.21	-0.28	-0.83	2
AA	World Alloc	Cohen & Steers Real Assets A	RAPAX	-2.0	-8.5	05/12	11.6	9.5	3.1	5	-0.18	-0.23	-0.70	2
AA	World Alloc	Huntington Wld Inc Class A Sh	HWAFX	-2.1	-6.2	05/12	9.0	6.8	2.2	4	-0.24	-0.32	-1.00	2
AA	World Alloc	Ivy Asset Strat New Oppor A	INOAX	-3.1	-11.1	05/12	14.4	11.8	5.6	5	-0.22	-0.27	-0.57	2
AA	World Alloc	Hartford Alt Strategies Y	HALYX	-3.6	-7.2	06/12	7.1	7.0	5.0	5	-0.52	-0.53	-0.74	2
AA	World Alloc	James Alp Glob Enh Real Ret A	GRRAX	-2.4	-1.0	09/12	1.8	0.8	0.3	1	-1.41	-3.19	-8.05	1
AA	World Alloc	MFS Global Multi-Asset A	GLMAX	-2.8	-6.0	05/12	8.7	6.9	2.2	4	-0.33	-0.41	-1.29	1
AA	World Alloc	Hartford Global Real Asset A	HRLAX	-5.5	-8.3	05/12	10.6	9.1	3.5	5	-0.53	-0.62	-1.62	1
AA	World Alloc	Amer Indep Dyn Cnsvr Pls A	AABBX	-6.7	-2.4	12/12	4.8	4.1	1.5	4	-1.41	-1.66	-4.47	1
AA	World Alloc	Janus Prot Series - Global A	JGSAX	-7.4	-7.6	07/12	8.3	7.5	5.4	5	-0.90	-1.00	-1.39	1
AA	World Alloc	SunAmerica Global Trends A	GTFAX	-8.3	-5.7	10/12	5.5	4.9	4.1	5	-1.54	-1.71	-2.07	1
AA	World Alloc	Longview Global Allocation	LONGX	-10.2	-5.9	12/12	5.9	5.2	4.4	5	-1.74	-1.97	-2.35	1
AA	World Alloc	Benn New Econ Gbl Cnsvr A	BFNAX	-11.1	-9.6	03/13	13.5	9.9	6.6	5	-0.83	-1.13	-1.71	1
AA	World Alloc	Benn New Econ Era Gbl Gr A	BFOAX	-16.2	-11.2	03/13	13.7	11.5	7.2	5	-1.18	-1.41	-2.25	1
EQ	China Region	First Trust Hong Kong AlpDEX	FHK	24.3	-10.5	05/12	15.9	11.0	4.4	5	1.53	2.20	5.54	5
EQ	China Region	iShs MSCI Hong Kong Small Cap	EWHS	18.4	-11.1	06/12	14.4	9.5	5.2	5	1.27	1.93	3.49	5
EQ	China Region	iShs MSCI China Sm Cap Index	ECNS	17.2	-12.9	07/12	17.8	9.9	6.5	5	0.96	1.73	2.65	5
EQ	China Region	Plainsboro China	PCHFX	13.4	-14.6	07/12	22.1	14.4	7.2	5	0.60	0.92	1.84	4
EQ	China Region	Matthews China Sm Companies	MCSMX	9.0	-13.7	07/12	13.3	9.8	6.8	5	0.67	0.91	1.32	3
EQ	China Region	First Trust China AlphaDEX	FCA	7.5	-12.2	08/12	19.6	13.4	6.8	5	0.38	0.55	1.10	3
EQ	China Region	iShs MSCI China Index	MCHI	5.9	-10.6	05/12	17.7	13.2	6.2	5	0.33	0.44	0.94	3
EQ	China Region	Market Vectors China ETF	PEK	3.4	-16.6	11/12	25.1	12.7	9.1	5	0.13	0.26	0.36	2

EQ	China Region	BlackRock China Investor A	BACHX	0.9	-10.2	08/12	17.2	11.5	5.9	5	0.04	0.07	0.13	2
EQ	China Region	First Trust Taiwan AlphaDEX	FTW	0.8	-7.6	07/12	15.4	10.3	3.6	5	0.04	0.06	0.19	2
EQ	China Region	AllianzGI China Eqty A	ALQAX	-0.9	-9.6	05/12	15.7	11.5	5.5	5	-0.06	-0.08	-0.18	2
EQ	China Region	Goldman Sachs China Eqty A	GNIAX	-1.6	-9.8	08/12	17.2	12.7	6.1	5	-0.10	-0.13	-0.27	2
EQ	China Region	RS Greater China A	RSCHX	-1.9	-8.2	05/12	12.9	9.4	4.2	5	-0.15	-0.21	-0.47	2
EQ	China Region	JHancock2 China Em Ldrs A	JCHLX	-10.9	-15.3	07/12	19.9	15.5	9.5	5	-0.55	-0.71	-1.15	1
EQ	Commod Brd	TCW Enh Commodity Strat I	TGGWX	1.2	-8.6	05/12	14.8	10.8	4.2	5	0.07	0.10	0.26	5
EQ	Commod Brd	DFA Commodity Strategy I	DCMSX	-1.4	-8.7	05/12	14.4	10.9	4.4	5	-0.10	-0.14	-0.33	5
EQ	Commod Brd	Kottke Commodity Strategies I	KCFIX	-3.0	-7.7	05/12	14.3	10.0	4.6	5	-0.22	-0.31	-0.68	4
EQ	Commod Brd	Parametric Commod Strat Instl	EIPCX	-3.9	-8.1	05/12	13.5	11.0	4.5	5	-0.30	-0.36	-0.89	4
EQ	Commod Brd	Colum Commodity Strategy I	CCIYX	-4.6	-10.1	05/12	15.6	12.6	5.0	5	-0.30	-0.37	-0.93	4
EQ	Commod Brd	iPh Pure Beta S&P GSCI-Wted E	SBV	-6.3	-12.5	05/12	17.6	14.6	6.8	5	-0.36	-0.44	-0.95	4
EQ	Commod Brd	iPath Pure Beta Brd Com ETN	BCM	-5.3	-9.9	05/12	15.1	12.5	5.2	5	-0.36	-0.43	-1.04	3
EQ	Commod Brd	PIMCO CommoditiesPLUS Strat A	PCLAX	-5.9	-10.8	05/12	16.3	12.8	5.0	5	-0.37	-0.47	-1.19	3
EQ	Commod Brd	Jeff At Mgmt Cmdty St Allc C	JCRCX	-6.4	-11.5	05/12	15.0	13.3	5.1	5	-0.43	-0.49	-1.28	3
EQ	Commod Brd	United States Commodity Index	USCI	-7.0	-8.2	03/13	12.7	10.2	4.9	5	-0.56	-0.70	-1.45	2
EQ	Commod Brd	Eaton Vance Commodity Strat A	EACSX	-7.7	-8.8	05/12	14.5	11.3	5.0	5	-0.54	-0.69	-1.57	2
EQ	Commod Brd	MFS Commodity Strategy A	MCSAX	-8.0	-8.9	05/12	15.1	11.5	5.2	5	-0.53	-0.70	-1.55	2
EQ	Commod Brd	Russell Commod Strategies A	RCSAX	-10.2	-8.5	05/12	13.7	11.0	4.9	5	-0.75	-0.93	-2.11	1
EQ	Commod Brd	Van Eck CM Commodity Index A	CMCAX	-11.0	-9.3	05/12	13.8	11.7	4.5	5	-0.81	-0.95	-2.49	1
EQ	Commod Brd	BlkRk Commod Strategies Inv A	BCSAX	-11.2	-10.9	05/12	14.2	12.6	5.0	5	-0.79	-0.90	-2.24	1
EQ	Commod Brd	Arrow Commodity Strategy A	CSFFX	-12.1	-9.9	05/12	14.5	12.4	5.3	5	-0.84	-0.98	-2.29	1
EQ	Commod Brd	Inves Bal-Risk Commodity Strat A	BRCAX	-15.4	-11.1	05/12	15.2	13.6	6.7	5	-1.02	-1.14	-2.30	1
EQ	Commun	iS MSCI ACWI ex US Tele Svc I	AXTE	4.0	-8.6	05/12	15.4	10.7	3.2	5	0.25	0.36	1.20	2
EQ	Commun	SPDR S&P Telecom	XTL	0.8	-9.7	05/12	18.2	13.8	4.3	5	0.04	0.05	0.17	2
EQ	Commun	EGShs Telecom GEMS ETF	TGEM	-0.2	-11.6	05/12	16.3	13.0	4.3	5	-0.02	-0.02	-0.07	1
EQ	Consum Cyc	Market Vectors Retail ETF	RTH	19.0	-3.2	05/12	9.1	3.9	1.1	4	2.08	4.86	17.63	5
EQ	Consum Cyc	PwrShs S&P SmCp Cnsmr Discret	PSCD	16.2	-5.2	05/12	11.9	6.1	2.5	5	1.35	2.62	6.31	2
EQ	Consum Cyc	iS MSCI ACWI ex US Cn Dscrtn	AXDI	11.1	-11.2	05/12	15.0	11.8	5.1	5	0.73	0.93	2.16	2
EQ	Consum Cyc	First Tr NASDAQ Glob Auto Idx	CARZ	9.5	-13.1	07/12	17.0	11.3	7.6	5	0.55	0.83	1.23	2
EQ	Consum Cyc	Alpine Global Cons Grth Instl	AWCGX	9.3	-8.0	05/12	10.0	8.4	3.3	5	0.92	1.10	2.79	2
EQ	Consum Cyc	iShs MSCI EMs Cons Disc	EMDI	0.4	-12.9	05/12	16.1	13.9	6.3	5	0.02	0.02	0.05	1
EQ	Consum Def	iS MSCI ACWI ex US Cn Stpls I	AXSL	18.7	-8.1	05/12	12.1	8.5	2.5	5	1.54	2.19	7.52	2
EQ	Consum Def	PowerShs S&P SmCap Cons Stapl	PSCC	16.8	-4.7	10/12	12.1	6.1	2.0	4	1.38	2.73	8.48	2
EQ	Consum Def	EGShs Consumer Goods GEMS ETF	GGEM	11.0	-9.8	05/12	13.5	10.3	3.6	5	0.80	1.06	2.99	1
EQ	Consum Def	IQ Global Agri Small Cap ETF	CROP	5.9	-7.6	05/12	10.8	8.5	3.4	5	0.54	0.69	1.72	1
EQ	Currency	CurrShs Chinese Renminbi Tr	FXCH	1.4	-1.2	07/12	1.9	1.3	0.6	2	0.71	1.04	2.13	5
EQ	Currency	Ashmore EMs Ccy Instl	ECYIX	1.9	-6.4	05/12	8.5	6.7	2.3	4	0.21	0.27	0.80	4
EQ	Currency	WisdomTree Commodity Currency	CCX	-0.5	-7.3	05/12	9.3	7.9	2.7	5	-0.06	-0.07	-0.21	3
EQ	Currency	Parametric Currency Investor	EAPSX	-0.7	-5.6	05/12	7.0	6.0	2.1	4	-0.11	-0.13	-0.38	3
EQ	Currency	JPMorgan Ex-G4 Curr Strat A	EXGAX	-2.4	-4.7	05/12	6.1	5.0	1.7	4	-0.40	-0.49	-1.46	2
EQ	Currency	JHancock2 Currency Strat A	JCUAX	-2.7	-5.4	07/12	6.7	4.8	2.9	5	-0.41	-0.59	-0.96	2
EQ	Currency	FX Strategy I	FXFIX	-6.8	-18.0	01/13	14.5	9.2	10.6	5	-0.48	-0.75	-0.65	2
EQ	Currency	Oppenheimer Currency Oppor A	OCOAX	-4.8	-3.4	05/12	4.6	4.1	1.9	4	-1.07	-1.21	-2.63	1
EQ	Divers EMs	Wasatch Fr Em Sm Countrs Inv	WAFMX	39.7	-5.1	05/12	10.9	5.4	1.7	4	3.63	7.36	23.42	5
EQ	Divers EMs	First Trust EMs SC AlphaDEX	FEMS	26.0	-9.7	05/12	16.3	10.4	4.1	5	1.59	2.48	6.25	5
EQ	Divers EMs	William Blair EMs Sm Cp Gr I	BESIX	22.6	-8.0	05/12	12.0	8.4	3.2	5	1.87	2.68	7.03	5

EQ	Divers EMs	Nile Pan Africa A	NAFAX	18.2	-7.0	06/12	13.1	6.3	2.8	5	1.38	2.89	6.55	5
EQ	Divers EMs	Forward Select EM Dividend C	FSLDX	17.3	-11.7	05/12	16.1	12.3	4.1	5	1.07	1.41	4.20	5
EQ	Divers EMs	CNI Charter Emerging Mrkts N	RIMIX	16.2	-8.8	05/12	14.6	9.5	4.2	5	1.10	1.70	3.88	5
EQ	Divers EMs	HSBC Frontier Markets A	HSFAX	15.5	-6.1	06/12	11.1	6.3	2.6	5	1.39	2.46	5.83	5
EQ	Divers EMs	Seafarer OS Gr and Inc Insl	SIGIX	14.9	-7.2	05/12	12.1	7.6	2.1	4	1.22	1.95	6.88	5
EQ	Divers EMs	Mirae Asset EMs Great Cons I	MICGX	11.3	-9.2	05/12	12.5	9.8	4.3	5	0.90	1.15	2.60	5
EQ	Divers EMs	Goldman Sachs N-11 Eqty A	GSYAX	10.4	-9.7	05/12	14.0	10.1	3.0	5	0.73	1.02	3.46	5
EQ	Divers EMs	iShs MSCI EM Min Vol Index	EEMV	9.8	-8.4	05/12	11.7	8.8	2.8	5	0.83	1.10	3.46	5
EQ	Divers EMs	Fidelity Advisor EMs Discv A	FEDAX	8.1	-7.1	05/12	11.7	7.5	2.4	4	0.68	1.06	3.34	5
EQ	Divers EMs	PowerShs S&P EMs Low Vol	EELV	7.9	-7.5	05/12	10.6	7.8	2.5	5	0.74	1.00	3.14	5
EQ	Divers EMs	EGShs Industrials GEMS ETF	IGEM	10.0	-12.7	05/12	19.1	13.4	5.5	5	0.52	0.74	1.81	4
EQ	Divers EMs	Baron Emerging Markets Inst	BEXIX	9.2	-8.8	05/12	14.1	9.3	3.9	5	0.65	0.97	2.34	4
EQ	Divers EMs	iShs MSCI Emg Mkts Small Cap	EEMS	8.9	-8.9	05/12	13.5	9.7	3.7	5	0.65	0.91	2.34	4
EQ	Divers EMs	Colum Acorn Emerging Mrkts A	CAGAX	8.2	-9.7	05/12	13.4	10.1	3.7	5	0.60	0.80	2.19	4
EQ	Divers EMs	EGShs Emerging Mrkts Consumer	ECON	7.5	-11.4	05/12	15.7	12.0	4.8	5	0.47	0.61	1.55	4
EQ	Divers EMs	Thomas White EMs Inv	TWEMX	7.2	-11.4	05/12	15.1	12.0	4.5	5	0.47	0.59	1.57	4
EQ	Divers EMs	TIAA-CREF EMs Eq Instl	TEMLX	6.8	-11.7	05/12	15.5	12.3	4.9	5	0.43	0.55	1.39	4
EQ	Divers EMs	Mann & Nap EMs Series	MNEMX	6.8	-9.1	05/12	13.4	9.8	3.7	5	0.50	0.68	1.78	4
EQ	Divers EMs	Vanguard EMs Sel Stk Inv	VMMSX	5.5	-11.0	05/12	15.4	11.8	4.5	5	0.35	0.46	1.19	3
EQ	Divers EMs	Strat Advisers Emerging Mrkts	FSAMX	4.7	-11.1	05/12	15.3	11.8	4.3	5	0.30	0.39	1.08	3
EQ	Divers EMs	EGShs Cons Services GEMS ETF	VGEM	4.2	-12.2	05/12	16.5	13.0	5.0	5	0.25	0.31	0.81	3
EQ	Divers EMs	EGShs Low Vol EM Div ETF	HILO	4.1	-11.5	05/12	16.2	12.5	5.4	5	0.25	0.32	0.74	3
EQ	Divers EMs	Delaware Pooled Em Markets II	DPEGX	3.9	-12.5	05/12	16.7	13.4	5.4	5	0.23	0.28	0.70	3
EQ	Divers EMs	iShs MSCI Emerging Mrkts Grth	EGRW	3.9	-11.3	05/12	15.0	12.0	4.8	5	0.25	0.32	0.79	3
EQ	Divers EMs	First Trust EMs AlphaDEX	FEM	3.3	-12.8	05/12	18.1	13.8	6.0	5	0.18	0.23	0.53	3
EQ	Divers EMs	Lazard EMs Multi-Strat Inst	EMMIX	2.0	-8.1	05/12	10.8	8.6	3.3	5	0.18	0.22	0.58	3
EQ	Divers EMs	Ashmore EMs Sm Cp Eq Instl	ESCIX	1.9	-12.8	07/12	15.9	12.4	6.0	5	0.11	0.15	0.30	3
EQ	Divers EMs	Glenmede Phila Intl Emg Ms IV	GPEMX	1.9	-11.9	05/12	16.7	12.9	5.1	5	0.11	0.14	0.35	3
EQ	Divers EMs	TIAA-CREF EMs Eq Idx Instl	TEQLX	1.2	-10.9	05/12	15.3	11.7	4.6	5	0.07	0.09	0.24	2
EQ	Divers EMs	Fid Spartan EMkts Idx Insl	FPMIX	1.0	-10.8	05/12	15.5	11.9	4.6	5	0.06	0.07	0.19	2
EQ	Divers EMs	Alger Emerging Markets A	AAEMX	0.9	-10.5	05/12	14.6	11.1	4.5	5	0.05	0.07	0.17	2
EQ	Divers EMs	Lazard EMs Eqty Blnd Inst	EMBIX	0.9	-11.9	05/12	15.8	12.7	5.3	5	0.05	0.06	0.15	2
EQ	Divers EMs	iShs Emerging Markets Div	DVYE	0.8	-9.4	05/12	14.3	10.8	3.9	5	0.05	0.07	0.19	2
EQ	Divers EMs	Commonwealth Africa	CAFRX	0.3	-7.4	05/12	13.9	9.9	4.1	5	0.02	0.03	0.06	2
EQ	Divers EMs	Guggen MSCI EMs Eq Wt	EWEM	0.2	-10.1	05/12	15.0	11.3	4.6	5	0.01	0.01	0.03	2
EQ	Divers EMs	JPMorgan Tot Emerging Mrkts A	TMGGX	-0.2	-8.7	05/12	11.8	9.4	3.3	5	-0.03	-0.03	-0.09	2
EQ	Divers EMs	Fidelity Advisor Tot EMs A	FTEDX	-0.9	-8.9	05/12	12.8	9.7	3.5	5	-0.08	-0.10	-0.28	2
EQ	Divers EMs	DuPont Capital EMs I	DCMEX	-0.9	-11.2	05/12	16.8	12.6	4.9	5	-0.06	-0.08	-0.20	2
EQ	Divers EMs	db X-trac MSCI EMs Hdg Eq ETF	DBEM	-1.1	-7.0	05/12	9.8	7.8	3.6	5	-0.12	-0.15	-0.33	2
EQ	Divers EMs	ING Emerging Markets Index I	IEPIX	-1.2	-11.5	05/12	15.8	12.5	5.3	5	-0.08	-0.10	-0.24	2
EQ	Divers EMs	iShs MSCI Emerging Mrkts EMEA	EEME	-1.5	-14.6	05/12	20.7	16.0	5.5	5	-0.07	-0.10	-0.28	2
EQ	Divers EMs	iShs MSCI Emerging Mrkts Val	EVAL	-1.6	-11.2	05/12	16.1	12.5	5.0	5	-0.11	-0.14	-0.35	2
EQ	Divers EMs	SPDR MSCI EM 50 ETF	EMFT	-1.9	-12.2	05/12	16.3	13.4	5.7	5	-0.12	-0.15	-0.35	2
EQ	Divers EMs	Ashmore EMs Eqty Instl	EMFIX	-2.2	-12.2	05/12	16.8	13.4	6.2	5	-0.14	-0.17	-0.37	2
EQ	Divers EMs	Dreyfus Tot Emerging Mrkts A	DTMAX	-2.3	-9.8	05/12	12.5	10.2	4.7	5	-0.19	-0.23	-0.50	2
EQ	Divers EMs	Trilogy EMs Eqty Instl	TLEIX	-2.7	-11.3	05/12	15.3	12.5	5.5	5	-0.18	-0.22	-0.51	2
EQ	Divers EMs	Mirae Asset EMs Sect Leader A	MALGX	-3.8	-11.8	05/12	15.0	12.3	6.2	5	-0.26	-0.32	-0.63	2

EQ	Divers EMs	ING Emerging Markets Eqty A	IEMHX	-4.8	-12.1	05/12	16.0	12.9	6.0	5	-0.31	-0.38	-0.81	2
EQ	Divers EMs	Rydex Inverse EMs 2X Strat A	RYWWX	-5.0	-31.7	01/13	36.3	19.9	20.3	5	-0.14	-0.26	-0.25	2
EQ	Divers EMs	PowerShs S&P EMsHigh Beta	EEHB	-5.3	-12.0	08/12	19.4	14.7	7.2	5	-0.28	-0.37	-0.75	2
EQ	Divers EMs	First Trust BICK Index	BICK	-5.7	-13.7	05/12	19.0	15.3	7.6	5	-0.31	-0.38	-0.77	2
EQ	Divers EMs	AllianceBern EMs Multi-Asst A	ABAEX	-3.5	-9.1	05/12	12.1	9.9	4.1	5	-0.29	-0.36	-0.87	1
EQ	Divers EMs	Templeton EMs Bal A	TAEMX	-3.7	-10.0	05/12	14.0	11.0	4.3	5	-0.27	-0.34	-0.88	1
EQ	Divers EMs	Hartford EMs Research A	HERAX	-4.7	-10.7	05/12	15.1	11.9	4.5	5	-0.32	-0.41	-1.06	1
EQ	Divers EMs	Natixis ASG Growth Markets A	AGMAX	-5.5	-8.1	05/12	12.1	9.3	4.7	5	-0.47	-0.61	-1.20	1
EQ	Divers EMs	SPDR S&P Emerging Markets Div	EDIV	-6.2	-11.9	05/12	16.6	13.5	7.0	5	-0.38	-0.47	-0.91	1
EQ	Divers EMs	PIMCO EqS Emerging Markets A	PEQAX	-6.6	-10.7	05/12	15.9	12.5	5.0	5	-0.43	-0.54	-1.35	1
EQ	Divers EMs	RPG Em Mkt Sect Rotation A	EMSAX	-6.8	-11.2	05/12	15.9	12.3	5.2	5	-0.44	-0.57	-1.35	1
EQ	Divers EMs	Henderson EMs Opps A	HEMAX	-7.7	-12.6	07/12	14.9	11.8	7.4	5	-0.52	-0.66	-1.05	1
EQ	Divers EMs	WHV Emerging Markets Eqty A	WHEAX	-7.8	-13.6	05/12	16.6	14.5	6.9	5	-0.48	-0.55	-1.15	1
EQ	Divers EMs	Janus Emerging Markets A	JMFAX	-9.2	-14.4	07/12	19.2	15.2	8.9	5	-0.48	-0.61	-1.05	1
EQ	Divers EMs	Frontegra Hexam EMs	FHEMX	-10.6	-16.7	07/12	20.2	16.5	10.5	5	-0.53	-0.65	-1.02	1
EQ	Divers EMs	Invesco Emerging Mrkts Eqty A	IEMAX	-12.1	-12.5	05/12	16.9	13.9	6.9	5	-0.72	-0.88	-1.77	1
EQ	Divers EMs	EGShs Basic Mts GEMS ETF	LGEM	-19.7	-17.2	03/13	23.5	19.4	10.8	5	-0.84	-1.02	-1.84	1
EQ	Divers EMs	Rydex EMs 2X Strat A	RYWTX	-19.8	-22.3	05/12	31.3	25.9	12.2	5	-0.64	-0.77	-1.63	1
EQ	Dvrs Pac/Asia	iShs Asia/Pacific Dividend 30	DVYA	19.0	-9.9	05/12	14.2	10.5	3.4	5	1.33	1.80	5.60	5
EQ	Eq Prec Met	Global X Silver Miners ETF	SIL	-18.3	-27.0	03/13	34.6	24.8	14.2	5	-0.53	-0.74	-1.30	5
EQ	Eq Prec Met	iShs MSCI Glob Silver Miners	SLVP	-20.3	-25.5	03/13	31.1	23.6	13.7	5	-0.66	-0.87	-1.49	5
EQ	Eq Prec Met	iShs MSCI Global Gold Miners	RING	-26.8	-28.9	03/13	23.7	19.4	14.9	5	-1.13	-1.39	-1.80	2
EQ	Eq Prec Met	Global X Pure Gold Miners ETF	GGGG	-30.6	-33.1	03/13	27.7	23.8	17.5	5	-1.11	-1.29	-1.76	2
EQ	Eq Prec Met	BlackRock World Gold Inv A	BWGAX	-27.6	-27.3	03/13	25.4	20.1	13.9	5	-1.09	-1.38	-1.99	1
EQ	Eq Prec Met	Global X Gold Explorers ETF	GLDX	-41.3	-42.2	02/13	35.5	34.2	22.1	5	-1.17	-1.21	-1.87	1
EQ	Equity Energy	Cred Suis Cushing 30 MLP I E	MLPN	23.4	-7.4	05/12	19.0	8.6	3.4	5	1.23	2.72	6.88	5
EQ	Equity Energy	Tortoise MLP & Pipeline Instl	TORIX	23.1	-3.3	06/12	11.7	3.9	1.5	4	1.96	5.83	15.08	5
EQ	Equity Energy	UBS E-TRACS MLP Wells Far ETN	MLPW	22.3	-7.6	05/12	16.5	8.4	2.7	5	1.35	2.63	8.20	5
EQ	Equity Energy	UBS E-TRS Aler MLP Infrctr E	MLPI	20.5	-7.4	05/12	17.0	8.5	2.8	5	1.20	2.41	7.30	5
EQ	Equity Energy	FAMCO MLP & Energy Infra	MLPPX	19.5	-4.8	05/12	10.1	5.0	1.6	4	1.92	3.84	11.82	5
EQ	Equity Energy	FAMCO MLP & Energy Income I	INFIX	18.6	-5.3	05/12	10.3	5.6	1.8	4	1.79	3.33	10.17	5
EQ	Equity Energy	Oppen SteelPath MLP Alp Plus	MLPLX	15.0	-5.6	05/12	14.1	6.4	2.0	5	1.06	2.34	7.61	5
EQ	Equity Energy	ALPS Aler MLP ETF	AMLPL	13.3	-4.9	05/12	11.0	5.6	1.8	4	1.20	2.37	7.19	5
EQ	Equity Energy	MainGate MLP A	AMLPX	13.0	-5.8	05/12	11.5	6.1	2.1	4	1.13	2.14	6.07	5
EQ	Equity Energy	M Stan Cushing MLP Hi Inc E	MLPY	19.2	-9.2	05/12	20.0	11.2	3.9	5	0.96	1.71	4.87	4
EQ	Equity Energy	UBS E-TRS Aler Nat Gas MLP E	MLPG	17.6	-8.2	05/12	16.9	9.2	3.7	5	1.03	1.90	4.70	4
EQ	Equity Energy	Center Coast MLP Focus A	CCCAX	6.9	-3.4	05/12	10.3	4.3	1.4	4	0.66	1.57	4.87	4
EQ	Equity Energy	IQ Global Oil Sm Cap Eqty ETF	IOIL	8.8	-13.8	05/12	19.8	15.2	7.0	5	0.44	0.57	1.24	2
EQ	Equity Energy	Mrk Vect Oil Services ETF	OIH	6.7	-13.4	05/12	22.4	14.8	6.1	5	0.29	0.44	1.08	2
EQ	Equity Energy	Mrk Vect Unconventl Oil & Gas	FRAK	6.0	-14.3	05/12	19.4	15.4	7.0	5	0.30	0.38	0.85	2
EQ	Equity Energy	Baron Energy and Res Inst	BENIX	5.5	-13.0	06/12	16.5	12.4	7.7	5	0.33	0.43	0.70	2
EQ	Equity Energy	PowerShs S&P SmallCap Energy	PSCE	5.0	-16.8	05/12	21.9	18.3	9.1	5	0.22	0.27	0.54	2
EQ	Equity Energy	Yorkville High Income MLP ETF	YMLP	3.6	-10.7	05/12	17.2	12.4	4.4	5	0.20	0.28	0.80	2
EQ	Equity Energy	Cushing MLP Premier A	CSHAX	2.9	-6.5	05/12	11.1	7.0	2.7	5	0.25	0.39	1.02	2
EQ	Equity Energy	iShs MSCI Global Energy Prod	FILL	-0.3	-12.7	05/12	16.7	13.8	4.9	5	-0.02	-0.03	-0.08	2
EQ	Equity Energy	iShs MSCI ACWI ex US En Idx	AXEN	-6.7	-14.2	05/12	17.7	15.9	6.5	5	-0.39	-0.43	-1.05	1
EQ	Equity Energy	iShs MSCI EM Energy Sect Cap	EMEY	-12.5	-15.8	05/12	20.5	18.2	9.2	5	-0.61	-0.69	-1.37	1

EQ	Europe Stock	iS MSCI Ire Cppd Invstb Mkt I	EIRL	25.6	-10.7	05/12	17.6	11.6	4.9	5	1.45	2.21	5.23	5
EQ	Europe Stock	iS MSCI Denmark Cppd Inv Mkt	EDEN	19.2	-11.9	05/12	17.9	12.4	4.3	5	1.07	1.54	4.39	5
EQ	Europe Stock	iShs MSCI Uni Kingdom Sm Cap	EWUS	18.5	-12.4	05/12	16.4	12.9	4.7	5	1.12	1.42	3.87	5
EQ	Europe Stock	iShs MSCI Germany Small Cap	EWGS	16.4	-12.0	05/12	16.7	12.9	5.3	5	0.98	1.27	3.06	4
EQ	Europe Stock	First Trust Uni King AlpDEX	FKU	15.1	-11.5	05/12	15.6	12.1	4.2	5	0.96	1.25	3.55	4
EQ	Europe Stock	Mrk Vect Germany Sm-Cap ETF	GERJ	14.3	-11.6	05/12	16.9	12.6	5.0	5	0.84	1.12	2.85	4
EQ	Europe Stock	First Tr Switzerland AlpDEX	FSZ	12.3	-12.1	05/12	16.3	12.8	4.6	5	0.75	0.95	2.63	4
EQ	Europe Stock	First Trust Europe AlphaDEX	FEP	9.7	-14.2	05/12	19.6	15.2	5.6	5	0.49	0.63	1.71	3
EQ	Europe Stock	MFS European Eqty A	MEEAX	7.3	-10.8	05/12	15.8	11.7	3.8	5	0.46	0.62	1.91	3
EQ	Europe Stock	First Trust Germany AlphaDEX	FGM	7.3	-13.9	05/12	19.1	15.4	6.5	5	0.38	0.47	1.11	2
EQ	Europe Stock	Global X FTSE Norway 30 ETF	NORW	6.8	-15.2	05/12	22.0	16.6	5.4	5	0.30	0.40	1.23	2
EQ	Europe Stock	iShs MSCI Norway Cppd Inv Mkt	ENOR	4.9	-15.2	05/12	21.4	16.5	5.5	5	0.22	0.29	0.87	2
EQ	Europe Stock	Colum Acorn European A	CAEAX	4.6	-9.9	05/12	13.5	10.4	3.8	5	0.34	0.44	1.19	2
EQ	Europe Stock	iShs MSCI Poland Cap Inv Mkt	EPOL	2.4	-17.1	05/12	29.6	19.9	6.7	5	0.08	0.12	0.34	2
EQ	Europe Stock	iShs MSCI Finland Cap Inv Mkt	EFNL	0.3	-18.3	05/12	24.0	20.4	9.1	5	0.01	0.01	0.02	1
EQ	Europe Stock	Global X FTSE Greece 20 ETF	GREK	-4.8	-35.1	05/12	59.5	43.5	15.8	5	-0.08	-0.11	-0.31	1
EQ	Europe Stock	iShs MSCI Russia Capped Index	ERUS	-9.2	-19.7	05/12	26.9	22.5	9.1	5	-0.34	-0.41	-1.02	1
EQ	Europe Stock	Mrk Vect Russia Sm-Cap ETF	RSXJ	-15.8	-20.0	05/12	25.5	22.8	12.6	5	-0.62	-0.70	-1.26	1
EQ	Financial	PwrShs KBW Prop & Cas Insur	KBWP	31.7	-2.8	07/12	9.7	3.0	0.8	4	3.27	10.67	38.75	5
EQ	Financial	PowerShs S&P SmCap Financials	PSCF	19.4	-4.4	05/12	10.1	4.8	1.4	4	1.92	4.04	14.00	5
EQ	Financial	PwrShs KBW Hi Div Yld Finan	KBWD	18.3	-3.8	11/12	10.5	4.3	1.6	4	1.73	4.22	11.18	4
EQ	Financial	PowerShs KBW Insurance	KBWI	23.6	-9.2	05/12	16.2	9.9	3.8	5	1.46	2.38	6.22	3
EQ	Financial	PowerShs KBW Capital Markets	KBWC	16.7	-11.1	05/12	20.9	13.3	5.2	5	0.80	1.25	3.23	2
EQ	Financial	PowerShs KBW Bank	KBWB	15.0	-8.5	05/12	14.8	9.6	3.3	5	1.01	1.56	4.53	2
EQ	Financial	PowerShs KBW Regional Banking	KBWR	11.3	-4.8	05/12	11.4	6.3	2.2	4	0.98	1.77	5.05	2
EQ	Financial	PowerShs KBW Inter Financial	KBWX	11.0	-11.7	05/12	18.7	13.5	4.3	5	0.58	0.81	2.55	2
EQ	Financial	Mrk Vect Bank and Brok ETF	RKH	10.8	-12.5	05/12	20.5	14.9	5.0	5	0.52	0.72	2.16	2
EQ	Foreign Lg Bld	FMI International	FMIJX	18.6	-5.0	05/12	8.8	5.4	1.5	4	2.12	3.46	12.16	5
EQ	Foreign Lg Bld	db X-trac MSCI EAFE Hdq Eq E	DBEF	16.6	-7.3	05/12	11.9	8.1	2.3	4	1.39	2.03	7.25	5
EQ	Foreign Lg Bld	PIMCO Intl Fdml IPL AR St Ins	PTSIX	16.0	-10.3	05/12	16.2	11.2	3.4	5	0.99	1.43	4.63	5
EQ	Foreign Lg Bld	T. Rowe Price Ins Con Intl Eq	RPICX	13.9	-8.7	05/12	13.1	9.2	2.7	5	1.06	1.51	5.09	5
EQ	Foreign Lg Bld	BMO Pyrford Inter Stock I	MISNX	12.9	-7.5	05/12	10.8	7.8	2.3	4	1.18	1.63	5.57	5
EQ	Foreign Lg Bld	Pax MSCI EAFE ESG Index ETF	EAPS	13.4	-11.0	05/12	15.8	11.6	3.6	5	0.84	1.15	3.71	4
EQ	Foreign Lg Bld	Great-West Inter Index Init	MXINX	10.7	-11.5	05/12	16.2	12.3	3.9	5	0.66	0.86	2.71	4
EQ	Foreign Lg Bld	ING Amer Fds Intl Grth-Inc Pt	IAIPX	8.1	-7.5	05/12	11.0	8.2	2.4	4	0.73	0.98	3.36	4
EQ	Foreign Lg Bld	Fst Tr Dev Mrkts Ex-US AlpDEX	FDT	11.0	-11.8	05/12	15.6	12.4	4.6	5	0.70	0.88	2.38	3
EQ	Foreign Lg Bld	T. R Pr Insl Intl Cor Eq	TRCEX	10.1	-11.1	05/12	15.1	11.7	3.9	5	0.66	0.85	2.57	3
EQ	Foreign Lg Bld	Natixis Oakmark Inter A	NOIAX	9.0	-11.1	05/12	18.2	12.7	3.9	5	0.49	0.70	2.30	3
EQ	Foreign Lg Bld	GMO Inter Eqty Allc Ser R6	GEARX	8.5	-10.3	05/12	15.1	11.2	3.5	5	0.56	0.75	2.38	3
EQ	Foreign Lg Bld	Fid Spartan Glb ex US I Insl	FSGSX	8.0	-11.1	05/12	15.1	11.8	4.0	5	0.52	0.66	1.95	3
EQ	Foreign Lg Bld	ING International Core I	IICFX	7.4	-9.3	05/12	12.6	10.0	3.5	5	0.58	0.74	2.07	3
EQ	Foreign Lg Bld	Virtus International Eqty A	VIEAX	5.4	-7.6	05/12	10.7	8.0	2.4	4	0.50	0.67	2.21	3
EQ	Foreign Lg Bld	Madrona International ETF	FWDI	7.8	-12.8	05/12	17.6	13.8	5.0	5	0.44	0.56	1.55	2
EQ	Foreign Lg Bld	Boston Common International	BCAIX	7.7	-11.5	05/12	14.8	12.1	4.6	5	0.51	0.62	1.65	2
EQ	Foreign Lg Bld	Blackrock ACWI Ex-US I Inv A	BDOAX	7.0	-11.3	05/12	15.4	12.1	4.2	5	0.45	0.57	1.64	2
EQ	Foreign Lg Bld	db X-trac MSCI Canada Hdq Eq	DBCN	4.6	-6.1	05/12	8.5	6.6	2.7	5	0.53	0.68	1.65	2
EQ	Foreign Lg Bld	Praxis International Index A	MPLAX	1.5	-11.4	05/12	15.4	12.2	4.2	5	0.09	0.12	0.34	1

EQ	Foreign Lg Bld	EuroPac International Value A	EPIVX	1.1	-9.4	05/12	13.1	10.0	3.1	5	0.08	0.10	0.33	1
EQ	Foreign Lg Grw	AQR Tax-Mgd Intl Momentum L	ATIMX	17.2	-8.4	05/12	12.2	8.8	2.6	5	1.41	1.95	6.56	5
EQ	Foreign Lg Grw	ING International Growth I	IIGIX	11.2	-10.6	05/12	13.8	11.1	3.9	5	0.81	1.00	2.84	4
EQ	Foreign Lg Grw	Gerstein Fisher Mul-Fac Intl	GFIGX	10.8	-11.2	05/12	14.9	11.8	4.1	5	0.72	0.91	2.61	4
EQ	Foreign Lg Grw	Capital Non-US Eqty	CNUSX	10.3	-9.1	05/12	12.2	9.5	3.0	5	0.83	1.06	3.33	4
EQ	Foreign Lg Grw	Morg Stan Inst Intl Adv I	MFAIX	9.6	-7.7	05/12	10.1	8.1	3.0	5	0.94	1.18	3.16	4
EQ	Foreign Lg Grw	JHVIT Inter Gr Stk Tr Ser NAV	JGSDX	9.0	-9.5	05/12	12.8	10.0	3.2	5	0.70	0.89	2.75	4
EQ	Foreign Lg Grw	JHFunds2 Inter Grth Stock NAV	JGSNX	8.8	-9.5	05/12	12.8	10.1	3.3	5	0.68	0.87	2.66	4
EQ	Foreign Lg Grw	WCM Foc Inter Grth Instl	WCMIX	8.5	-7.9	05/12	11.5	8.7	3.2	5	0.73	0.97	2.62	4
EQ	Foreign Lg Grw	WCM/BNY Mel Foc Grth ADR ETF	AADR	7.1	-7.9	05/12	11.5	8.7	3.3	5	0.61	0.80	2.15	3
EQ	Foreign Lg Grw	AlliBernstein Intl Foc 40 A	AIAX	-2.5	-11.6	05/12	14.3	12.4	4.7	5	-0.18	-0.21	-0.55	1
EQ	Foreign Lg Val	PowerShs S&P Intl Dev Low Vol	IDLV	17.7	-6.9	05/12	10.9	7.2	2.1	4	1.61	2.43	8.53	5
EQ	Foreign Lg Val	iShs MSCI EAFE Min Volatility	EFV	16.3	-7.6	05/12	12.0	7.9	2.2	4	1.36	2.05	7.22	5
EQ	Foreign Lg Val	Rob Boston Part Intl Eq Insl	BPQIX	14.7	-10.4	05/12	13.8	10.9	3.7	5	1.06	1.34	4.00	5
EQ	Foreign Lg Val	FPA International Value	FPIVX	14.4	-7.0	05/12	10.5	7.5	2.3	4	1.36	1.89	6.10	5
EQ	Foreign Lg Val	Advisory Res Intl All Cap Val	ADVEX	13.5	-10.6	05/12	14.9	11.1	3.4	5	0.90	1.21	3.91	5
EQ	Foreign Lg Val	First Trust Canada AlphaDEX	FCAN	12.6	-10.0	05/12	13.2	10.5	5.0	5	0.95	1.19	2.50	3
EQ	Foreign Lg Val	BNY Mellon Intl Eq Income Inv	MLIIX	9.1	-11.4	05/12	15.4	12.2	3.9	5	0.58	0.74	2.29	3
EQ	Foreign Lg Val	Hartford International Val A	HILAX	7.4	-11.2	05/12	15.2	11.8	4.3	5	0.48	0.62	1.70	3
EQ	Foreign Lg Val	DFA World ex US Value Port I	DFWVX	6.0	-12.1	05/12	17.4	13.4	4.7	5	0.34	0.44	1.26	2
EQ	Foreign Lg Val	GMO Intl Intr Val Extnd Ms IV	GMOVX	4.7	-11.0	05/12	15.9	12.2	4.0	5	0.29	0.38	1.16	2
EQ	Foreign Lg Val	Ariel International Eqty I	AINIX	3.4	-10.8	05/12	15.5	12.5	4.5	5	0.21	0.27	0.74	2
EQ	Foreign Lg Val	AllianzGI NFJ Inter Val II A	NFJAX	3.0	-10.0	05/12	13.8	10.6	3.5	5	0.21	0.28	0.83	2
EQ	Foreign Lg Val	PowerShs S&P Intl Dev Hi Beta	IDHB	-0.9	-18.1	05/12	25.5	20.9	8.2	5	-0.04	-0.05	-0.12	1
EQ	Foreign S/M Bl	Royce Inter Premier Service	RYIPX	11.9	-9.4	05/12	12.8	9.9	4.4	5	0.92	1.20	2.70	3
EQ	Foreign S/M Bl	Formula Inving Intl Val 400 A	FNVAX	9.3	-10.4	05/12	13.7	10.9	4.0	5	0.67	0.84	2.29	3
EQ	Foreign S/M Bl	Trilogy Inter Sm Cap Instl	TLSIX	6.4	-14.5	05/12	18.3	15.2	6.4	5	0.34	0.41	0.98	2
EQ	Foreign S/M Bl	GLG Inter Sm Cap Instl	GLGSX	5.4	-15.2	05/12	18.2	15.9	8.0	5	0.29	0.34	0.67	2
EQ	Foreign S/M Bl	Royce Inter Micro-Cap Service	ROIMX	0.4	-10.4	07/12	15.0	11.0	5.9	5	0.02	0.02	0.05	2
EQ	Foreign S/M Gr	Rainier Inter Discy Instl	RAIIX	29.0	-8.8	05/12	12.6	9.2	3.2	5	2.29	3.15	9.05	5
EQ	Foreign S/M Gr	Grandeur Peak Intl Oppor Insl	GPIIX	22.7	-9.2	05/12	13.0	9.6	3.4	5	1.74	2.35	6.62	5
EQ	Foreign S/M Gr	AllianceBern Inter Discv Eq A	ADEAX	9.8	-10.8	05/12	14.2	11.3	4.7	5	0.69	0.86	2.07	2
EQ	Foreign S/M Gr	TCW International Small Cap I	TGICX	1.3	-11.2	05/12	16.9	12.8	5.9	5	0.07	0.10	0.21	1
EQ	Foreign S/M Gr	Timothy Pn Israel Coon Vals A	TPAIX	0.1	-12.9	07/12	13.5	10.4	7.2	5	0.00	0.00	-0.01	1
EQ	Foreign S/M VI	Heartland International Value	HINVX	15.8	-9.7	05/12	14.5	10.5	3.9	5	1.09	1.50	4.00	5
EQ	Foreign S/M VI	Glenmede Phila Intl Sm Cap IV	GPISX	15.3	-11.3	05/12	16.0	11.8	4.4	5	0.95	1.29	3.50	4
EQ	Foreign S/M VI	ClearBridge Inter Sm Cp Opp A	LCOAX	10.1	-8.9	05/12	13.2	9.3	3.0	5	0.76	1.08	3.33	4
EQ	Foreign S/M VI	Fst Tr Dev Ms ex-US SC AlpDEX	FDTX	11.5	-11.4	05/12	15.7	12.2	5.1	5	0.73	0.93	2.22	3
EQ	Foreign S/M VI	Motley Fool Epic Voyage	TMFEX	8.8	-10.7	05/12	14.1	11.2	4.1	5	0.62	0.77	2.12	3
EQ	Foreign S/M VI	Formula Inving Intl Val Sel A	FNAAX	6.7	-11.8	05/12	15.5	12.6	5.0	5	0.42	0.52	1.32	2
EQ	Foreign S/M VI	iS MSCI Canada Sm Cap Idx Fd	EWCS	-4.3	-12.0	06/12	16.0	13.6	6.2	5	-0.28	-0.32	-0.71	1
EQ	Global Real Est	Vang Gl ex-US Rel Est Idx Inv	VGXRX	28.7	-7.5	05/12	12.7	7.8	2.2	4	2.25	3.67	13.28	5
EQ	Global Real Est	Fidelity Series Real Est Inc	FSREX	16.7	-0.3	05/12	2.6	0.3	0.1	2	6.42	55.70	207.1	5
EQ	Global Real Est	Brookfield Gl Ld Real Est I	BLRIX	21.3	-6.7	05/12	11.5	7.0	1.9	4	1.84	3.01	10.90	4
EQ	Global Real Est	Amer Cent Global Real Est A	ARYMX	16.6	-5.2	05/12	9.9	5.5	1.5	4	1.66	3.00	10.88	4
EQ	Global Real Est	Prudential Inter Real Est A	PUEAX	17.5	-7.6	05/12	12.7	8.0	2.2	4	1.37	2.19	7.92	2
EQ	Global Real Est	Fidelity Series Real Est Eqty	FREDX	14.7	-4.9	05/12	9.8	5.5	1.8	4	1.48	2.64	7.93	2

EQ	Health	Market Vectors Biotech ETF	BBH	46.6	-5.3	10/12	14.5	5.9	1.6	5	3.20	7.93	28.74	5
EQ	Health	SPDR S&P Health Care Services	XHS	25.8	-6.1	05/12	16.1	7.8	1.9	5	1.60	3.29	13.26	3
EQ	Health	Mrk Vect Pharmaceutical ETF	PPH	20.9	-5.1	05/12	11.4	5.4	1.5	4	1.83	3.83	13.84	3
EQ	Health	iS MSCI ACWI ex US Health Idx	AXHE	24.7	-7.7	05/12	13.3	8.1	2.2	5	1.85	3.05	10.97	2
EQ	Health	RBS Global Big Pharma ETN	DRGS	20.2	-7.4	11/12	16.0	9.2	2.8	5	1.25	2.19	7.29	2
EQ	Health	EGShs Health Care GEMS ETF	HGEM	20.9	-9.7	05/12	14.9	10.3	3.0	5	1.39	2.01	6.98	1
EQ	Health	PowerShs S&P SmCap Health	PSCH	14.5	-6.4	10/12	15.5	9.2	2.9	5	0.93	1.56	4.95	1
EQ	Health	SPDR S&P Health Equipment	XHE	12.8	-6.1	05/12	16.4	10.2	3.5	5	0.77	1.24	3.66	1
EQ	India Equity	EGShs India Consumer	INCO	15.8	-13.0	05/12	27.1	16.1	5.6	5	0.58	0.98	2.79	5
EQ	India Equity	Wasatch Emerging India	WAINX	4.8	-8.2	05/12	19.3	12.1	4.4	5	0.25	0.39	1.07	5
EQ	India Equity	iShs MSCI India Index	INDA	1.5	-11.6	05/12	24.2	15.8	5.3	5	0.06	0.09	0.26	4
EQ	India Equity	BlackRock India Investor A	BAINX	-0.5	-10.2	05/12	23.0	14.9	5.2	5	-0.03	-0.04	-0.11	4
EQ	India Equity	ALPS/Kotak India Growth A	INDAX	-0.5	-10.9	05/12	23.7	14.6	4.8	5	-0.03	-0.04	-0.13	4
EQ	India Equity	iShs MSCI India Small Cap	SMIN	-11.7	-15.4	03/13	29.5	20.7	8.6	5	-0.40	-0.57	-1.38	2
EQ	India Equity	EGShs India Small Cap	SCIN	-12.9	-16.8	03/13	30.4	21.5	8.9	5	-0.43	-0.60	-1.45	2
EQ	India Equity	EGShs India Infra	INXX	-17.1	-16.9	03/13	33.7	24.0	8.9	5	-0.51	-0.72	-1.93	1
EQ	India Equity	Dreyfus India A	DIIAX	-23.2	-23.4	03/13	35.7	26.2	11.2	5	-0.65	-0.89	-2.08	1
EQ	India Equity	Mrk Vect India Sm-Cap ETF	SCIF	-27.1	-23.1	03/13	36.0	27.8	13.2	5	-0.75	-0.98	-2.06	1
EQ	Industrials	SPDR S&P Transportation	XTN	32.6	-3.6	09/12	13.1	2.7	1.5	5	2.48	12.04	21.42	5
EQ	Industrials	PowerShs S&P SmCap Inds	PSCI	20.8	-7.1	05/12	13.3	8.2	2.8	5	1.56	2.53	7.46	4
EQ	Industrials	SPDR S&P Aerospace & Defense	XAR	17.9	-7.0	05/12	11.4	7.4	2.7	5	1.56	2.40	6.53	3
EQ	Industrials	iShs MSCI ACWI ex US Inds Idx	AXID	9.8	-11.0	05/12	14.5	11.7	4.6	5	0.67	0.83	2.13	1
EQ	Industrials	Guggenheim Shipping	SEA	-5.6	-15.7	08/12	16.9	13.9	10.3	5	-0.34	-0.41	-0.56	1
EQ	Japan Stock	db X-trac MSCI Japan Hdg Eq E	DBJP	21.9	-10.4	05/12	21.9	13.6	5.7	5	1.00	1.61	3.86	4
EQ	Japan Stock	MAXIS Nikkei 225 Index ETF	NKY	9.0	-8.6	05/12	13.2	9.5	4.4	5	0.67	0.93	2.01	2
EQ	Japan Stock	First Trust Japan AlphaDEX	FJP	1.5	-8.8	05/12	13.8	10.3	5.9	5	0.10	0.14	0.24	1
EQ	Large Blend	Morg Stan Instl Insight I	MFPIX	29.3	-2.3	05/12	8.1	2.7	0.6	4	3.62	11.00	44.94	5
EQ	Large Blend	Schwab U.S. Dividend Eqty ETF	SCHD	17.5	-3.9	05/12	9.3	4.2	1.2	4	1.88	4.12	14.63	5
EQ	Large Blend	Green Owl Intrinsic Value	GOWLX	16.9	-4.8	05/12	8.8	5.1	1.6	4	1.91	3.27	10.76	5
EQ	Large Blend	IIT Sector Allocation Model	SAMXS	15.5	-4.4	05/12	9.3	4.9	1.4	4	1.66	3.16	11.10	5
EQ	Large Blend	Ind Franchise Part US Eqty	IFPUX	15.2	-5.1	05/12	9.5	5.5	1.6	4	1.59	2.74	9.67	5
EQ	Large Blend	Bright Rock Qlt Lg Cap Insl	BQLCX	14.7	-4.8	05/12	9.8	5.6	1.8	4	1.49	2.60	8.17	5
EQ	Large Blend	Summit Gl Inv US Low Vol Eq I	SILVX	14.6	-4.8	05/12	9.5	5.2	1.5	4	1.53	2.81	9.91	5
EQ	Large Blend	Brown Advisory Eqty Inc Inv	BIADX	14.3	-4.7	05/12	8.9	4.9	1.4	4	1.60	2.87	10.12	5
EQ	Large Blend	AllianzGI Behavioral Advtg Lg	AZFAX	11.0	-4.4	05/12	9.3	4.9	1.4	4	1.17	2.21	7.92	5
EQ	Large Blend	Cloud Capital Strat Lg Cap I	CCILX	15.3	-6.2	05/12	10.5	6.6	2.1	4	1.45	2.33	7.32	4
EQ	Large Blend	Amer Cent NT Core Eq Pls Insl	ACNKX	14.5	-5.9	05/12	10.9	6.6	1.9	4	1.33	2.18	7.70	4
EQ	Large Blend	Vanguard Russell 3000 Idx ETF	VTHR	14.4	-6.2	05/12	10.6	6.8	2.1	4	1.35	2.11	6.92	4
EQ	Large Blend	Vanguard Russell 1000 Idx ETF	VONE	14.3	-6.2	05/12	10.5	6.7	2.0	4	1.35	2.11	6.93	4
EQ	Large Blend	BlkRk Russell 1000® Idx Inv A	BRGAX	13.9	-6.1	05/12	10.4	6.6	2.0	4	1.33	2.08	6.81	4
EQ	Large Blend	iShs MSCI USA Index	EUSA	13.7	-6.1	05/12	10.4	6.7	2.0	4	1.30	2.02	6.68	4
EQ	Large Blend	Coldstream Div Growth No Load	CMDGX	13.2	-6.1	05/12	10.6	6.6	1.9	4	1.24	2.00	6.94	4
EQ	Large Blend	RBS US Lg Cap Trendpilot ETN	TRND	12.8	-6.1	05/12	10.4	6.7	2.0	4	1.23	1.89	6.26	4
EQ	Large Blend	GuideMark Oppor Eqty Instl	GIOEX	15.2	-7.9	05/12	13.4	8.6	3.0	5	1.13	1.76	5.03	3
EQ	Large Blend	Geneva Advisors Eqty Income I	GNEIX	12.7	-7.3	05/12	11.5	7.7	2.5	5	1.10	1.65	5.04	3
EQ	Large Blend	Strat Advisers Core Multi-Mgr	FLAUX	12.4	-6.7	05/12	10.7	7.3	2.3	4	1.15	1.69	5.32	3
EQ	Large Blend	Dir S&P 500 RC Vol Res Shrs	VSPY	12.1	-6.4	05/12	10.4	7.0	2.2	4	1.15	1.71	5.39	3

EQ	Large Blend	AllianceBern Select US Eqty A	AUUAX	10.5	-5.5	05/12	9.7	5.9	1.7	4	1.07	1.77	5.96	3
EQ	Large Blend	Scharf Investor	LOGIX	9.7	-5.5	05/12	9.3	6.0	1.7	4	1.03	1.59	5.58	3
EQ	Large Blend	Eaton V Richard Bern Eq St A	ERBAX	8.7	-5.0	05/12	9.5	5.5	1.6	4	0.90	1.55	5.44	3
EQ	Large Blend	Glenmede Secured Options	GTSOX	7.6	-4.3	05/12	6.6	4.6	1.3	3	1.13	1.64	5.83	3
EQ	Large Blend	Dividend Plus Income Instl	MAIPX	6.0	-3.2	05/12	5.3	3.5	1.0	3	1.13	1.72	5.94	3
EQ	Large Blend	Transparent Val Lg-Cap Core I	TVBIX	12.1	-8.3	05/12	12.8	9.0	3.5	5	0.94	1.34	3.43	2
EQ	Large Blend	WBI Abs Return Div Gr Instl	WBDGX	10.4	-7.5	05/12	11.0	8.2	3.0	5	0.93	1.26	3.45	2
EQ	Large Blend	Royce Sp Eqty Mul-Cap Ser	RSEMEX	9.8	-7.1	05/12	11.5	7.8	2.9	5	0.84	1.25	3.40	2
EQ	Large Blend	O'Shaughnessy All Cap Core A	OFAAX	9.3	-5.4	05/12	10.7	6.1	2.0	4	0.85	1.49	4.49	2
EQ	Large Blend	JPMorgan US Res Eqty Plus A	JEPAX	8.5	-6.9	05/12	11.5	7.6	2.4	4	0.73	1.11	3.55	2
EQ	Large Blend	Drexel Hamilton Centre Amer E	DHAMX	8.2	-5.3	05/12	10.2	6.6	2.3	4	0.80	1.23	3.60	2
EQ	Large Blend	Giralda I	GDAIX	7.9	-5.5	05/12	10.0	6.4	2.1	4	0.78	1.22	3.69	2
EQ	Large Blend	Amer Cent Core Eqty Plus A	ACPQX	7.4	-6.1	05/12	11.0	6.8	2.0	4	0.66	1.07	3.72	2
EQ	Large Blend	Virtus Premium AlphaSector A	VAPAX	6.5	-4.5	05/12	9.0	4.9	1.5	4	0.71	1.32	4.35	2
EQ	Large Blend	Merk Curr Enh US Eqty Instl	MUSIX	11.3	-10.1	05/12	16.7	11.7	4.0	5	0.67	0.96	2.78	1
EQ	Large Blend	Putnam Multi-Cap Core A	PMYAX	7.9	-7.4	05/12	11.7	7.9	2.8	5	0.67	0.99	2.80	1
EQ	Large Blend	First Trust Mega Cap Alphasdex	FMK	7.4	-9.5	05/12	13.5	10.2	4.3	5	0.54	0.72	1.68	1
EQ	Large Blend	Copeland Risk Mgd Div Gr A	CDGRX	6.6	-7.3	05/12	10.7	7.6	2.8	5	0.61	0.86	2.36	1
EQ	Large Blend	Russell US Large Cap Eqty A	RLCZX	6.4	-6.8	05/12	11.0	7.4	2.4	4	0.58	0.86	2.63	1
EQ	Large Blend	Patriot A	TRFAX	5.4	-6.1	05/12	10.7	6.8	2.1	4	0.49	0.77	2.48	1
EQ	Large Blend	Ascendant MultiCap Eqty A	AEQAX	5.0	-6.6	05/12	10.9	7.1	2.3	4	0.45	0.68	2.15	1
EQ	Large Blend	MassMutual RetireSMART Grth A	MRRAX	4.5	-7.9	05/12	11.4	8.4	2.9	5	0.39	0.53	1.54	1
EQ	Large Blend	EP Strategic US Eqty A	EPUSX	1.8	-3.4	05/12	7.1	4.4	1.4	3	0.24	0.39	1.19	1
EQ	Large Blend	Iron Horse A	IRHAX	1.5	-4.1	05/12	7.4	4.6	1.4	3	0.19	0.31	1.01	1
EQ	Large Growth	Madrona Domestic ETF	FWDD	15.8	-7.9	05/12	12.4	8.3	3.2	5	1.26	1.89	4.90	5
EQ	Large Growth	Contravisory Strat Eqty Instl	CSSFY	15.5	-4.2	05/12	8.6	4.5	1.3	4	1.79	3.43	11.86	5
EQ	Large Growth	Capital US Eqty	CUSEX	13.7	-7.4	05/12	11.2	7.8	2.6	5	1.21	1.74	5.21	5
EQ	Large Growth	AQR Tax-Managed Momentum L	ATMOX	13.5	-4.5	05/12	8.3	5.2	1.6	4	1.62	2.57	8.67	5
EQ	Large Growth	Torray Resolute	TOREX	13.5	-5.9	05/12	8.9	6.2	2.4	4	1.50	2.15	5.54	5
EQ	Large Growth	Roxbury/Mar Vis St Grth Instl	RMSIX	11.8	-5.5	05/12	10.0	6.3	1.8	4	1.17	1.86	6.40	5
EQ	Large Growth	PowerShs Fund Pure Large Grow	PXLG	11.5	-5.1	05/12	10.2	6.2	2.0	4	1.13	1.84	5.80	5
EQ	Large Growth	Vanguard S&P 500 Grth Idx ETF	VOOG	11.5	-5.5	05/12	9.7	6.4	2.0	4	1.18	1.77	5.57	5
EQ	Large Growth	IronBridge Large Cap	IBLCX	10.8	-6.0	05/12	10.1	6.7	2.1	4	1.06	1.58	5.15	5
EQ	Large Growth	GaveKal Knowledge Ldrs Instl	GAVIX	10.8	-2.7	05/12	7.5	3.7	1.2	3	1.43	2.89	9.20	5
EQ	Large Growth	Eaton V Atlanta Cap Sel Eq A	ESEAX	10.4	-3.9	05/12	8.6	4.3	1.3	4	1.19	2.41	7.75	5
EQ	Large Growth	Christopher Weil & Co Cor Inv	CWCFX	9.7	-4.2	05/12	8.0	5.0	1.9	4	1.20	1.92	4.98	5
EQ	Large Growth	BearlyBullish Investor	BRBLX	15.5	-8.6	05/12	12.3	9.0	3.4	5	1.25	1.70	4.53	4
EQ	Large Growth	Mgrs AMG TSCM Grth Eqty Instl	MTGIX	13.2	-7.5	05/12	11.2	8.3	3.0	5	1.16	1.58	4.41	4
EQ	Large Growth	TIAA-CREF Lifest Aggr Gr Instl	TSAIX	12.7	-8.5	05/12	12.1	8.9	3.1	5	1.04	1.41	4.11	4
EQ	Large Growth	RiverPark Large Growth Inst	RPXIX	11.8	-8.4	05/12	13.1	9.3	3.4	5	0.90	1.26	3.49	4
EQ	Large Growth	BNY Mel Tx Snstv Lg Cp Mlt-St	MTSIX	11.2	-6.8	05/12	12.0	7.6	2.7	5	0.93	1.46	4.12	4
EQ	Large Growth	JHancock2 Fund All Cap Core A	JFCAX	10.8	-9.2	05/12	13.8	9.8	3.2	5	0.78	1.10	3.31	4
EQ	Large Growth	Vang Russell 1000 Grth Idx E	VONG	9.9	-6.4	05/12	10.3	7.4	2.5	5	0.95	1.33	3.93	4
EQ	Large Growth	RiverPark/Wedgewood Inst	RWGIX	8.8	-6.7	05/12	10.2	7.5	2.5	5	0.85	1.16	3.52	4
EQ	Large Growth	Transparent Val Lg-Cap Def A	TVDAX	6.0	-4.7	05/12	8.8	5.3	1.7	4	0.67	1.13	3.46	4
EQ	Large Growth	Transparent Val Lg-Cap Grth I	TVGIX	11.1	-9.3	05/12	14.5	10.1	4.7	5	0.76	1.09	2.33	3
EQ	Large Growth	Westfield Cp Lg Cp Grth Instl	WCLGX	10.8	-7.6	05/12	12.6	8.8	3.4	5	0.85	1.21	3.13	3

EQ	Large Growth	Dir NASDAQ-100 Equal Wtd I Sh	QQQE	9.5	-8.6	05/12	14.1	9.8	3.8	5	0.67	0.96	2.49	3
EQ	Large Growth	BNY Mel Lg Cap Mkt Opps Inv	MMOIX	8.8	-7.1	05/12	11.0	7.9	3.1	5	0.79	1.10	2.83	3
EQ	Large Growth	Crescent Large Cap Macro Inst	GCILX	8.4	-6.8	05/12	10.5	7.7	2.6	5	0.79	1.09	3.18	3
EQ	Large Growth	Strategic Advisers Growth	FSGFX	7.5	-7.5	05/12	11.6	8.6	3.3	5	0.64	0.86	2.25	3
EQ	Large Growth	Strat Advisers Grth Multi-Mgr	FMELX	7.3	-7.4	05/12	11.5	8.5	3.3	5	0.62	0.84	2.18	3
EQ	Large Growth	Goldman Sachs Foc Growth A	GFGAX	7.1	-6.5	05/12	10.5	7.3	2.5	5	0.66	0.96	2.82	3
EQ	Large Growth	JHancock2 Fund Lg Cap Core A	JFLAX	6.8	-8.5	05/12	13.1	9.2	2.8	5	0.51	0.73	2.40	3
EQ	Large Growth	Catalyst/CP Core Eqty A	CPEAX	6.2	-5.7	05/12	10.1	6.3	2.6	5	0.60	0.96	2.35	3
EQ	Large Growth	Transparent Val Lg-Cap Mkt A	TVMAX	6.1	-6.3	05/12	11.1	6.9	2.5	4	0.54	0.87	2.44	3
EQ	Large Growth	Eaton Vance Foc Growth Opp A	EAFGX	4.8	-5.7	05/12	11.0	7.0	2.3	4	0.42	0.67	2.06	3
EQ	Large Growth	Great-West Am Cent Grth Init	MXGRX	6.2	-7.0	05/12	10.8	8.3	3.1	5	0.56	0.73	1.99	2
EQ	Large Growth	ING Large Cap Growth A	ILCAX	2.9	-6.3	05/12	10.8	7.7	2.6	5	0.26	0.37	1.08	2
EQ	Large Growth	Polen Growth Fund Class I	POLIX	1.9	-8.1	07/12	11.5	8.2	3.8	5	0.16	0.22	0.48	1
EQ	Large Growth	Amer Cent Discp Grth Plus A	ACDQX	1.8	-6.7	05/12	10.5	7.6	2.7	5	0.16	0.22	0.63	1
EQ	Large Growth	Destra Foc Eqty A	DFOAX	0.3	-5.9	05/12	9.6	6.6	3.2	5	0.02	0.03	0.06	1
EQ	Large Growth	Lord Abbett Growth Leaders A	LGLAX	0.1	-6.7	05/12	12.1	8.6	3.8	5	0.00	0.00	0.00	1
EQ	Large Growth	Amer Grth Fund Series Two E	AMREX	-0.1	-8.1	05/12	10.9	8.7	3.2	5	-0.01	-0.02	-0.05	1
EQ	Large Growth	JHancock3 Strategic Growth A	JSGAX	-1.0	-7.8	05/12	12.1	9.5	3.6	5	-0.09	-0.11	-0.29	1
EQ	Large Growth	JAG Large Cap Growth A	JLGAX	-2.0	-6.8	05/12	10.7	8.1	3.3	5	-0.20	-0.26	-0.65	1
EQ	Large Growth	Phila Invnt Ptnrs New Gen	PIPGX	-3.3	-10.9	05/12	13.9	11.8	4.5	5	-0.24	-0.29	-0.75	1
EQ	Large Growth	Dunham Foc Large Cap Growth A	DAFGX	-5.1	-10.6	07/12	14.2	11.5	6.2	5	-0.36	-0.45	-0.84	1
EQ	Large Growth	RBS NASDAQ 100 Trendpilot ETN	TNDQ	-5.8	-8.5	10/12	9.1	8.5	6.4	5	-0.64	-0.69	-0.92	1
EQ	Large Value	Nuance Concentrated Val Inst	NCVLX	19.9	-5.8	05/12	11.4	6.4	1.8	4	1.74	3.10	11.09	5
EQ	Large Value	PowerShs S&P 500 Low Vol	SPLV	19.4	-1.6	05/12	7.9	2.0	0.6	4	2.44	9.57	32.33	5
EQ	Large Value	GoodHaven	GOODX	18.9	-4.1	05/12	10.0	5.1	1.6	4	1.87	3.71	11.54	5
EQ	Large Value	Davenport Value & Income	DVIPX	18.7	-5.3	05/12	10.5	5.6	1.6	4	1.77	3.32	11.84	5
EQ	Large Value	Vang Russell 1000 Val Idx ETF	VONV	18.6	-5.9	05/12	11.1	6.3	1.7	4	1.66	2.95	10.58	5
EQ	Large Value	Highland Dividend Eqty Y	HDFYX	18.5	-5.2	05/12	9.8	5.6	1.6	4	1.88	3.31	11.79	5
EQ	Large Value	iShs High Dividend Eqty	HDV	18.4	-2.7	12/12	9.2	3.0	1.2	4	2.00	6.13	15.73	5
EQ	Large Value	iShs MSCI USA Min Volatility	USMV	18.4	-2.5	05/12	8.4	2.9	0.9	4	2.18	6.25	19.67	5
EQ	Large Value	Hamlin High Div Eqty Instl	HHDFX	16.0	-5.2	05/12	9.7	5.5	1.6	4	1.63	2.87	9.67	5
EQ	Large Value	BMO Dividend Income I	MDIVX	15.8	-5.1	05/12	9.6	5.3	1.5	4	1.64	2.96	10.56	5
EQ	Large Value	PowerShs Fund Pure Large Val	PXLV	20.5	-7.4	05/12	13.4	8.2	2.2	5	1.52	2.49	9.09	4
EQ	Large Value	Vanguard S&P 500 Val Idx ETF	VOOV	16.5	-6.7	05/12	11.7	7.2	2.1	4	1.41	2.30	7.85	4
EQ	Large Value	JHFunds2 Mutual Shs NAV	JMSDX	15.4	-6.2	05/12	10.8	6.6	1.9	4	1.42	2.32	8.14	4
EQ	Large Value	Gr-West Putnam Eqty Inc Init	MXQIX	18.4	-8.2	05/12	13.1	8.8	2.7	5	1.40	2.10	6.78	3
EQ	Large Value	Transparent Val Lg-Cap Val I	TVVIX	15.6	-7.1	05/12	11.2	7.5	2.5	5	1.38	2.06	6.21	3
EQ	Large Value	Strat Advisers Val Multi-Mgr	FKMOX	15.1	-6.5	05/12	11.1	6.9	2.1	4	1.35	2.16	7.27	3
EQ	Large Value	William Blair Large Cap Val I	BLVIX	14.6	-6.9	05/12	11.9	7.5	2.3	4	1.21	1.94	6.26	3
EQ	Large Value	Ld Abb Calib Lg Cap Val A	LCAAX	12.1	-6.1	05/12	10.7	6.4	1.8	4	1.11	1.86	6.63	3
EQ	Large Value	EIC Value Institutional	EICIX	11.2	-4.6	05/12	9.9	5.4	1.8	4	1.12	2.04	6.18	3
EQ	Large Value	Hussman Strategic Div Value	HSDVX	3.8	-2.0	05/12	3.3	2.1	0.6	2	1.11	1.74	6.32	3
EQ	Large Value	Catalyst Large Cap Value A	LVBAX	14.1	-8.1	05/12	13.9	8.5	3.1	5	1.01	1.64	4.58	2
EQ	Large Value	JHancock2 Fund Lg Cap Val A	JFVAX	12.3	-8.6	05/12	13.5	9.1	2.9	5	0.90	1.34	4.18	2
EQ	Large Value	Transamerica Large Cap Val A	TWQAX	11.1	-6.3	05/12	11.4	6.7	1.9	4	0.96	1.64	5.72	2
EQ	Large Value	Calvert Eqty Income A	CEIAX	9.8	-5.9	05/12	10.7	6.3	1.8	4	0.91	1.55	5.31	2
EQ	Large Value	Eaton Vance Foc Value Opp A	EAFVX	9.4	-6.8	05/12	10.9	7.1	2.1	4	0.85	1.31	4.32	2

EQ	Large Value	Destra Dividend Tot Return A	DHDAX	8.2	-5.3	05/12	10.4	5.8	1.8	4	0.78	1.41	4.44	2
EQ	Large Value	LM BW Divr Lg Cp Val A	LBWAX	8.1	-5.4	05/12	10.3	5.9	1.7	4	0.78	1.36	4.76	2
EQ	Large Value	Granite Value	GVFIX	9.8	-8.0	05/12	12.4	8.7	2.7	5	0.79	1.12	3.65	1
EQ	Large Value	Castle Focus C	CASTX	5.5	-3.9	12/12	8.5	5.1	2.1	4	0.63	1.05	2.59	1
EQ	Large Value	Union Street Partners Value A	USPVX	5.4	-6.8	05/12	11.5	8.1	2.3	4	0.46	0.66	2.27	1
EQ	Large Value	Amer Beacon Zebra Global Eq A	AZLAX	5.0	-6.5	05/12	9.8	6.8	2.3	4	0.50	0.72	2.11	1
EQ	Latin Amer St	Global X Brazil Consumer ETF	BRAQ	7.5	-14.0	05/12	22.0	16.3	5.9	5	0.34	0.46	1.25	5
EQ	Latin Amer St	EP Latin America A	EPLAX	4.6	-11.8	05/12	16.3	12.8	6.0	5	0.28	0.36	0.75	5
EQ	Latin Amer St	Epiphany FFV Latin America A	ELAAX	3.7	-11.2	05/12	16.7	12.0	4.3	5	0.21	0.30	0.82	5
EQ	Latin Amer St	iShs MSCI Brazil Sm Cap Index	EWZS	3.4	-12.0	05/12	22.2	14.7	5.9	5	0.15	0.22	0.56	4
EQ	Latin Amer St	Market Vectors Colombia ETF	COLX	0.6	-10.0	08/12	14.1	9.8	5.9	5	0.04	0.06	0.09	4
EQ	Latin Amer St	First Trust Lat Am AlpDEX	FLN	0.0	-15.0	05/12	20.7	16.4	7.1	5	0.00	0.00	-0.01	4
EQ	Latin Amer St	Mrk Vect LatAm Sm-Cap Idx ETF	LATM	-1.1	-12.8	05/12	20.2	15.2	6.2	5	-0.06	-0.08	-0.19	3
EQ	Latin Amer St	Global X FTSE Andean 40 ETF	AND	-2.1	-9.8	05/12	13.7	11.2	6.3	5	-0.16	-0.20	-0.35	3
EQ	Latin Amer St	MFS Latin American Eqty A	MLEAX	-2.8	-10.3	05/12	16.5	11.5	4.6	5	-0.17	-0.25	-0.63	3
EQ	Latin Amer St	iShs MSCI EMs Latin Amer	EEML	-5.0	-13.3	05/12	17.6	14.8	7.0	5	-0.29	-0.34	-0.73	2
EQ	Latin Amer St	Global X Brazil Mid Cap ETF	BRAZ	-5.7	-14.0	05/12	18.9	15.6	7.7	5	-0.30	-0.37	-0.75	2
EQ	Latin Amer St	Global X Brazil Fncls ETF	BRAF	-6.4	-11.3	05/12	21.4	17.1	5.6	5	-0.30	-0.38	-1.16	2
EQ	Latin Amer St	First Trust Brazil AlphaDEX	FBZ	-9.3	-15.3	05/12	20.9	17.4	9.9	5	-0.45	-0.54	-0.95	2
EQ	Latin Amer St	db X-trac MSCI Brazil Hdg Eq	DBBR	-9.0	-8.2	05/12	11.3	10.2	5.8	5	-0.81	-0.90	-1.57	1
EQ	Latin Amer St	Glob X FTSE Argentina 20 ETF	ARGT	-16.7	-18.6	05/12	29.2	25.4	11.3	5	-0.57	-0.66	-1.49	1
EQ	Long/Short Eq	Keeley Alternative Value A	KALVX	15.6	-3.8	06/12	8.2	3.1	1.5	4	1.90	4.96	10.24	5
EQ	Long/Short Eq	AmericaFirst Defensive Grth A	DGQAX	13.4	-2.7	07/12	10.2	4.2	1.2	4	1.30	3.17	11.49	5
EQ	Long/Short Eq	ASTON/River Road Long-Short N	ARLSX	11.0	-3.1	05/12	7.2	3.5	0.9	3	1.51	3.15	11.61	5
EQ	Long/Short Eq	LS Opportunity	LSOFX	9.9	-2.8	05/12	7.8	3.5	1.1	4	1.26	2.77	8.99	5
EQ	Long/Short Eq	Neub Berm Long Short A	NLSAX	4.9	-0.6	05/12	2.8	0.6	0.2	2	1.72	7.98	29.25	5
EQ	Long/Short Eq	James Long-Short	JAZZX	12.2	-3.6	06/12	8.4	3.4	2.1	4	1.44	3.54	5.82	4
EQ	Long/Short Eq	Toews Hedged Small & Mid Cap	THSMX	10.7	-4.7	07/12	9.5	4.4	2.2	4	1.12	2.42	4.86	4
EQ	Long/Short Eq	Rob Bos Part L/S Rsrch Insl	BPIRX	10.3	-4.9	05/12	7.1	5.1	1.8	4	1.44	1.98	5.53	4
EQ	Long/Short Eq	Catalyst Strategic Insider A	STVAX	10.2	-6.3	05/12	11.9	7.1	2.4	4	0.84	1.41	4.14	4
EQ	Long/Short Eq	Toews Hedged Large-Cap	THLGX	8.1	-3.9	06/12	7.9	4.7	2.0	4	1.02	1.70	3.99	4
EQ	Long/Short Eq	Toews Hedged Inter Dev Mkts	THIDX	6.9	-2.3	06/12	9.3	5.8	1.2	4	0.74	1.18	5.74	4
EQ	Long/Short Eq	Accuvest Glob Long Short ETF	AGLS	6.7	-3.3	06/12	6.5	3.1	1.6	4	1.02	2.11	4.15	4
EQ	Long/Short Eq	Cred Suis 2X Merg Arbi Lqd I	CSMB	1.6	-9.8	10/12	9.7	5.7	5.6	5	0.16	0.27	0.27	2
EQ	Long/Short Eq	UBS E-TRS Fis-Gar Risk On ETN	ONN	1.6	-16.7	05/12	23.6	18.6	6.3	5	0.06	0.08	0.23	2
EQ	Long/Short Eq	Turner Med Sciences Long/Sh C	TMSCX	1.1	-3.5	12/12	3.9	2.4	1.8	4	0.25	0.42	0.55	2
EQ	Long/Short Eq	Forward End Long/Short Instl	FENIX	0.5	-4.4	10/12	9.5	6.7	2.8	5	0.05	0.06	0.15	2
EQ	Long/Short Eq	JPMorgan Res Eqty Long/Sh A	JLSAX	0.0	-3.4	05/12	5.4	3.7	1.2	3	-0.02	-0.03	-0.10	2
EQ	Long/Short Eq	Forward Tactical Enhanced A	FTEAX	-1.3	-2.0	07/12	6.0	3.2	0.9	3	-0.23	-0.42	-1.46	2
EQ	Long/Short Eq	Paladin Long Short	PALFX	-1.6	-3.5	08/12	3.7	2.5	1.7	4	-0.46	-0.68	-1.00	2
EQ	Long/Short Eq	AllianzGI Redwood A	ARRAX	-3.0	-3.2	05/12	4.5	3.4	1.3	3	-0.69	-0.91	-2.33	2
EQ	Long/Short Eq	Dunham Loss Averse Eqty Inc A	DAAVX	-3.1	-4.1	07/12	5.5	3.4	2.0	4	-0.58	-0.94	-1.63	2
EQ	Long/Short Eq	Turner Titan C	TTLCX	-3.9	-6.6	12/12	5.7	5.0	4.4	5	-0.71	-0.80	-0.92	2
EQ	Long/Short Eq	Orinda Multi-Mgr Hdg Eqty A	OHEAX	-4.0	-5.1	07/12	7.1	4.7	3.5	5	-0.57	-0.86	-1.17	2
EQ	Long/Short Eq	Hatteras Long / Short Eqty A	HLSAX	-4.7	-4.7	11/12	6.5	4.6	2.9	5	-0.74	-1.04	-1.65	2
EQ	Long/Short Eq	Navigator Eqty Hedged A	NAVAX	-6.2	-5.2	11/12	7.9	6.0	3.0	5	-0.79	-1.05	-2.10	2
EQ	Long/Short Eq	UBS E-TRS Fis-Gar Risk Off E	OFF	-7.2	-25.9	01/13	25.9	15.1	18.0	5	-0.28	-0.48	-0.40	2

EQ	Long/Short Eq	Tatro Cap Tactical Apprec Inv	TCTNX	-7.8	-7.4	08/12	8.8	7.8	5.1	5	-0.90	-1.02	-1.54	2
EQ	Long/Short Eq	Gateway International A	GAIAX	-7.9	-7.7	05/12	9.5	8.4	3.3	5	-0.84	-0.95	-2.41	2
EQ	Long/Short Eq	AlpOne U.S. Eqty Long Short I	AORCX	-9.6	-7.9	02/13	8.4	8.0	5.2	5	-1.16	-1.21	-1.87	2
EQ	Long/Short Eq	CMG Tactical Eqty Strategy A	SCOTX	-14.8	-12.3	01/13	13.2	10.7	8.5	5	-1.13	-1.39	-1.75	2
EQ	Long/Short Eq	Huntington Disciplined Eqty A	HDEAX	-3.2	-1.8	12/12	4.4	2.5	1.0	3	-0.74	-1.29	-3.19	1
EQ	Long/Short Eq	BlackRock EM L/S Eq Inv A	BLSAX	-3.3	-2.7	03/13	4.8	2.2	1.3	3	-0.71	-1.52	-2.58	1
EQ	Long/Short Eq	361 Long/Short Eqty A	ALSQX	-5.6	-3.9	10/12	6.1	4.5	2.0	4	-0.93	-1.26	-2.84	1
EQ	Mid-Cap Bld	13D Activist A	DDDAX	17.2	-5.3	05/12	10.5	5.5	2.0	4	1.62	3.09	8.44	4
EQ	Mid-Cap Bld	TrimTabs Float Shrink ETF	TTFS	17.2	-5.9	05/12	12.4	7.0	2.2	4	1.38	2.44	7.95	4
EQ	Mid-Cap Bld	FlexShs Mstar US Mkt Facs Til	TILT	15.4	-6.5	05/12	11.4	7.1	2.2	4	1.34	2.17	6.93	4
EQ	Mid-Cap Bld	Bretton Fund	BRTNX	12.3	-4.4	05/12	8.4	5.2	1.8	4	1.46	2.37	6.96	4
EQ	Mid-Cap Bld	Schwab U.S. Mid-Cap ETF	SCHM	17.9	-7.2	05/12	12.1	7.6	2.9	5	1.47	2.35	6.05	3
EQ	Mid-Cap Bld	Vang S&P Mid-Cap 400 Idx ETF	IVOO	17.7	-6.5	05/12	11.6	6.9	2.7	5	1.52	2.57	6.42	3
EQ	Mid-Cap Bld	Gr-West S&P Md Cp 400® I Init	MXMDX	17.2	-6.5	05/12	11.6	6.8	2.8	5	1.48	2.51	6.19	3
EQ	Mid-Cap Bld	Guggen Russell MidCp Equal Wt	EWRM	17.2	-7.5	05/12	12.3	7.9	2.9	5	1.39	2.16	5.90	3
EQ	Mid-Cap Bld	Fid Spartan Mid Cap Idx Insl	FSTPX	17.2	-6.8	05/12	11.5	7.2	2.6	5	1.49	2.39	6.60	3
EQ	Mid-Cap Bld	RBS US Mid Cap Trendpilot ETN	TRNM	16.7	-6.6	05/12	11.6	6.9	2.8	5	1.43	2.39	5.87	3
EQ	Mid-Cap Bld	Guggen Russell 1000 Equal Wt	EWRI	16.7	-7.2	05/12	11.8	7.6	2.7	5	1.40	2.19	6.19	3
EQ	Mid-Cap Bld	Westwood SMidCap Plus Inst	WHGPX	16.0	-7.2	05/12	11.5	7.7	2.8	5	1.38	2.06	5.70	3
EQ	Mid-Cap Bld	Cloud Capital Strat Mid Cap I	CCIMX	13.8	-6.8	05/12	10.9	7.2	2.6	5	1.26	1.92	5.30	3
EQ	Mid-Cap Bld	Dir All Cp Insider Sentiment	KNOW	16.4	-11.5	05/12	17.1	12.4	4.8	5	0.95	1.32	3.37	2
EQ	Mid-Cap Bld	Formula Inving US Val 1000 A	FVVAX	12.9	-8.1	05/12	13.1	8.9	3.1	5	0.97	1.44	4.07	2
EQ	Mid-Cap Bld	Formula Inving US Val Sel A	FNSAX	11.2	-8.1	05/12	14.2	9.4	2.9	5	0.79	1.19	3.90	2
EQ	Mid-Cap Bld	Dreyfus Oppor U.S. Stock A	DOSAX	10.0	-6.6	05/12	13.0	7.5	2.8	5	0.76	1.31	3.50	2
EQ	Mid-Cap Bld	JPMorgan Mid Cap Core A	JMRAX	7.1	-6.0	05/12	10.3	6.4	2.7	5	0.68	1.09	2.59	2
EQ	Mid-Cap Bld	Cavalan Hill Opportunistic A	AAOPX	5.6	-6.6	05/12	9.9	7.0	2.7	5	0.55	0.79	2.07	1
EQ	Mid-Cap Bld	Russell US Mid Cap Eqty A	RMCAAX	5.4	-7.6	05/12	12.0	8.2	3.6	5	0.45	0.65	1.49	1
EQ	Mid-Cap Grw	Davenport Eqty Oppor	DEOPX	18.8	-5.3	05/12	9.5	5.6	2.2	4	1.96	3.35	8.37	5
EQ	Mid-Cap Grw	DF Dent Midcap Growth	DFDMX	18.3	-6.4	05/12	11.7	7.1	2.5	5	1.56	2.59	7.33	5
EQ	Mid-Cap Grw	O'Shau	OFMAX	13.6	-5.2	05/12	10.6	5.5	1.9	4	1.27	2.45	7.02	5
EQ	Mid-Cap Grw	Vang S&P Md-Cp 400 Grth Idx E	IVOG	15.1	-6.3	05/12	11.5	6.7	3.0	5	1.31	2.24	5.06	4
EQ	Mid-Cap Grw	First Tr Mid Cap Grth AlpDEX	FNYP	12.9	-7.1	05/12	12.2	7.6	3.9	5	1.04	1.68	3.30	3
EQ	Mid-Cap Grw	JHFunds2 Mid Cap Grth Index 1	JMGOX	12.0	-7.7	05/12	12.4	8.5	3.9	5	0.96	1.41	3.07	3
EQ	Mid-Cap Grw	Boston Trust SMID Cap	BTSMX	10.0	-6.4	07/12	11.8	7.0	3.0	5	0.84	1.41	3.25	3
EQ	Mid-Cap Grw	Walden Midcap	WAMFX	9.1	-5.5	05/12	11.0	6.8	3.2	5	0.82	1.32	2.81	3
EQ	Mid-Cap Grw	Weitz Research	WRESX	7.1	-7.8	11/12	12.7	8.1	4.0	5	0.55	0.87	1.75	2
EQ	Mid-Cap Grw	Archer Stock	ARSKX	6.3	-7.5	05/12	11.9	8.3	3.3	5	0.53	0.75	1.89	2
EQ	Mid-Cap Grw	Bright Rock Mid Cap Grth Insl	BQMGX	5.7	-9.7	07/12	13.9	9.8	5.2	5	0.41	0.57	1.08	2
EQ	Mid-Cap Grw	LKCM Small-Mid Cap Eqty Inst	LKSMX	5.5	-7.1	05/12	11.3	8.2	3.5	5	0.47	0.66	1.53	2
EQ	Mid-Cap Grw	ClearBridge Mid Cap Growth A	LBGAX	5.2	-8.4	05/12	12.0	8.8	4.0	5	0.43	0.58	1.29	2
EQ	Mid-Cap Grw	Tarkio Fund	TARKX	4.0	-8.1	07/12	16.0	11.1	3.8	5	0.24	0.35	1.04	2
EQ	Mid-Cap Grw	TCW SMID Cap Growth I	TGSDX	6.1	-13.7	07/12	19.3	14.6	7.5	5	0.31	0.41	0.80	1
EQ	Mid-Cap Grw	Cent Growth Oppor Instl	CGOIX	3.9	-9.9	05/12	14.0	10.9	5.5	5	0.27	0.35	0.68	1
EQ	Mid-Cap Grw	Conestoga Mid Cap Investors	CCMGX	2.7	-9.9	07/12	12.4	8.2	5.2	5	0.21	0.31	0.49	1
EQ	Mid-Cap Grw	Transparent Val Lg-Cap Aggr A	TVAAX	2.1	-10.9	05/12	16.5	11.9	5.9	5	0.12	0.17	0.35	1
EQ	Mid-Cap Val	Vang S&P Mid-Cp 400 Val Idx E	IVOV	20.4	-6.7	05/12	12.0	7.0	2.5	5	1.69	2.89	8.00	4
EQ	Mid-Cap Val	Transparent Value Dividend I	TVEIX	19.2	-6.4	05/12	10.4	6.8	2.1	4	1.84	2.82	9.30	4

EQ	Mid-Cap Val	JHFunds2 Mid Cap Val Index 1	JVIOX	18.7	-6.9	05/12	11.8	7.2	2.4	4	1.58	2.57	7.60	4
EQ	Mid-Cap Val	Keeley Mid Cap Div Value A	KMDVX	15.4	-5.9	05/12	10.6	6.2	1.9	4	1.45	2.48	7.99	4
EQ	Mid-Cap Val	William Blair Mid Cap Value I	WMVIX	15.9	-6.3	05/12	10.6	6.7	2.6	5	1.50	2.37	5.97	3
EQ	Mid-Cap Val	ING Mid Cap Value I	IMCVX	15.5	-8.2	05/12	12.4	8.6	3.4	5	1.24	1.79	4.50	2
EQ	Mid-Cap Val	Ld Abb Calib Mid Cap Val A	LVMAX	12.9	-7.1	05/12	11.9	7.5	2.6	5	1.07	1.71	4.95	2
EQ	Mid-Cap Val	Munder Int Mid-Cap Val A	MAIMX	11.5	-6.9	05/12	12.2	7.4	2.9	5	0.93	1.54	3.97	2
EQ	Mid-Cap Val	Linde Hansen Contrarian Val A	LHVAX	6.7	-3.8	05/12	12.2	6.0	1.8	4	0.54	1.10	3.65	2
EQ	Mid-Cap Val	Cambiar SMID Investor	CAMMX	13.3	-10.6	05/12	16.1	11.6	5.8	5	0.82	1.13	2.29	1
EQ	Mid-Cap Val	PowerShs S&P 500 High Beta	SPHB	10.1	-13.3	05/12	19.4	14.5	6.0	5	0.52	0.69	1.67	1
EQ	Mid-Cap Val	Fairholme Allocation	FAAFX	9.4	-13.0	05/12	24.1	16.9	6.0	5	0.39	0.55	1.57	1
EQ	Mid-Cap Val	Perkins Select Value A	JVSAX	3.0	-6.3	05/12	10.5	6.9	2.3	4	0.28	0.42	1.28	1
EQ	Misc Sector	UBS E-TRS WF Bus Dev Comp ETN	BDCS	26.9	-1.8	05/12	9.2	2.1	0.6	4	2.93	12.56	45.70	5
EQ	Misc Sector	iShs S&P Intl Pref Stock Idx	IPFF	7.8	-6.2	05/12	9.0	6.9	2.2	4	0.86	1.12	3.51	3
EQ	Mngd Futures	Equinox Eclipse Strategy I	EECIX	11.3	-7.5	11/12	12.9	8.2	3.5	5	0.87	1.36	3.17	5
EQ	Mngd Futures	361 Managed Futures Strat A	AMFQX	3.9	-2.8	10/12	9.0	3.7	1.2	4	0.42	1.03	3.23	5
EQ	Mngd Futures	Gold Sachs Mgd Fut Strat A	GMSAX	-0.1	-3.6	06/12	7.1	3.4	1.1	3	-0.03	-0.07	-0.22	4
EQ	Mngd Futures	TFS Hedged Futures	TFSHX	-1.6	-4.2	03/13	7.7	5.4	2.2	4	-0.23	-0.32	-0.78	4
EQ	Mngd Futures	LoCorr Mgd Futures Strat A	LFMAX	-2.5	-5.9	10/12	8.5	5.3	3.4	5	-0.31	-0.49	-0.76	4
EQ	Mngd Futures	Equinox John Locke Strategy I	EJLIX	-4.9	-9.7	02/13	11.8	8.7	6.6	5	-0.42	-0.58	-0.75	4
EQ	Mngd Futures	Ramius Trading St Mgd Futs A	RTSRX	-4.4	-7.9	10/12	10.4	7.1	4.3	5	-0.43	-0.63	-1.05	3
EQ	Mngd Futures	WisdomTree Managed Futures	WDTI	-4.5	-7.2	06/12	7.8	6.3	4.9	5	-0.59	-0.73	-0.94	3
EQ	Mngd Futures	Altegris Fut Evolution St A	EVOAX	-4.9	-6.0	10/12	8.2	5.5	3.3	5	-0.61	-0.91	-1.52	3
EQ	Mngd Futures	Altegris Mgd Futures Strat A	MFTAX	-5.3	-6.4	10/12	7.4	5.1	4.2	5	-0.72	-1.04	-1.26	3
EQ	Mngd Futures	Highland Alpha Trend Strat Y	HATYX	-6.6	-6.6	02/13	4.3	4.5	4.6	5	-1.55	-1.48	-1.43	3
EQ	Mngd Futures	Forward Mgd Futures Strat C	FUTCX	-21.2	-21.3	12/12	8.3	10.6	16.2	5	-2.55	-2.00	-1.32	3
EQ	Mngd Futures	Fwd Commod L/S Strat Instl	FCMLX	-22.7	-22.9	03/13	9.5	11.6	15.1	5	-2.40	-1.96	-1.51	3
EQ	Mngd Futures	Aspen Managed Futures Strat A	MFBPX	-4.0	-4.4	11/12	7.6	4.4	2.4	4	-0.55	-0.93	-1.70	2
EQ	Mngd Futures	SFG Futures Strategy A	EFSAX	-6.1	-5.1	11/12	6.5	4.9	2.7	5	-0.96	-1.27	-2.27	2
EQ	Mngd Futures	Princeton Futures Strategy A	PPFAX	-7.4	-4.8	02/13	7.7	5.2	3.0	5	-0.98	-1.44	-2.48	2
EQ	Mngd Futures	Grant Park Mgd Fut Strat A	GPFAX	-8.1	-6.3	12/12	5.0	3.7	4.3	5	-1.64	-2.23	-1.90	2
EQ	Mngd Futures	Makefield Mgd Futures Strat A	MMFAX	-9.5	-6.8	03/13	5.1	4.3	4.4	5	-1.90	-2.25	-2.20	2
EQ	Mngd Futures	Natixis ASG Mgd Fut Strat A	AMFAX	-10.2	-8.4	11/12	8.5	6.6	6.0	5	-1.21	-1.56	-1.70	2
EQ	Mngd Futures	Arrow Managed Futures Strat A	MFTFX	-10.7	-7.3	10/12	8.0	6.5	5.1	5	-1.36	-1.67	-2.12	2
EQ	Mngd Futures	Dir Idxd Mgd Futures Strat A	DXMAX	-11.1	-8.9	01/13	6.9	6.2	6.2	5	-1.63	-1.80	-1.81	2
EQ	Mngd Futures	Quantitative Mgd Fut Strat A	QMFAX	-11.7	-8.3	03/13	5.6	4.9	4.9	5	-2.10	-2.41	-2.41	2
EQ	Mngd Futures	Altegris Macro Strategy A	MCRAX	-14.2	-11.5	03/13	6.2	5.7	6.8	5	-2.31	-2.51	-2.10	2
EQ	Mngd Futures	LoCorr Long/Sh Com Strats A	LCSAX	-22.5	-16.6	03/13	5.5	7.8	10.5	5	-4.07	-2.88	-2.15	2
EQ	Mngd Futures	Equinox Commodity Strategy A	EQCAX	-15.2	-9.5	03/13	6.6	7.1	4.0	5	-2.32	-2.14	-3.79	1
EQ	Mrkt Neutral	ProShs RAFI Long/Short	RALS	9.5	-1.8	07/12	6.7	3.9	0.7	3	1.41	2.39	14.08	5
EQ	Mrkt Neutral	QuantShs US Mkt Neutral Val E	CHEP	6.2	-2.0	05/12	6.0	3.9	0.8	3	1.02	1.58	7.51	5
EQ	Mrkt Neutral	BPV Wealth Preservation	BPVPX	2.9	-0.4	05/12	1.2	0.4	0.1	1	2.33	6.60	24.33	5
EQ	Mrkt Neutral	Parametric Market Neutral Ins	EPRIX	2.0	-0.3	07/12	1.0	0.4	0.1	1	1.89	4.36	12.88	5
EQ	Mrkt Neutral	Cred Suis Mkt Neut Glob Eq E	CSMN	3.8	-2.2	03/13	4.5	2.6	1.0	3	0.83	1.42	3.67	4
EQ	Mrkt Neutral	QuantShs US Mkt Neut Mom ETF	MOM	4.5	-7.1	01/13	8.3	4.2	4.2	5	0.53	1.06	1.06	3
EQ	Mrkt Neutral	QuantShs US Mkt Neu Size E	SIZ	1.7	-2.7	07/12	3.5	2.4	1.4	3	0.46	0.67	1.16	3
EQ	Mrkt Neutral	QuantShs US Mkt Neut Anti-Bet	BTAL	1.7	-12.5	01/13	11.6	7.5	6.6	5	0.14	0.21	0.24	3
EQ	Mrkt Neutral	Cred Suis Merg Arbi Liq Idx E	CSMA	1.2	-4.8	10/12	4.8	2.8	2.7	5	0.23	0.40	0.42	3

EQ	Mrkt Neutral	Arbitrage Event Driven I	AEDNX	0.1	-3.2	10/12	3.5	2.7	1.9	4	-0.01	-0.01	-0.02	3
EQ	Mrkt Neutral	UBS Eqty Long-Sh Mul-Strat A	BMNAX	-1.4	-2.8	10/12	4.5	1.9	1.3	3	-0.34	-0.80	-1.13	3
EQ	Mrkt Neutral	Rockledge SectorSAM ETF	SSAM	-1.8	-2.5	02/13	3.7	2.8	1.4	3	-0.52	-0.68	-1.34	3
EQ	Mrkt Neutral	HAGIN Keystone Market Neutral	HKMNX	-6.3	-6.7	01/13	2.3	3.0	4.2	5	-2.76	-2.13	-1.52	3
EQ	Mrkt Neutral	Causeway Global Abs Ret Instl	CGAIX	-7.0	-8.2	02/13	7.8	7.1	4.8	5	-0.91	-1.00	-1.47	3
EQ	Mrkt Neutral	Touchstone Merger Arbitrage A	TMGAX	-1.9	-0.9	05/12	2.2	1.3	0.3	2	-0.89	-1.55	-5.64	2
EQ	Mrkt Neutral	AlliBern Mkt Ntrl St Gbl A	AANNX	-3.2	-1.2	08/12	2.2	1.4	0.6	2	-1.51	-2.43	-5.43	2
EQ	Mrkt Neutral	AlliBern Mkt Ntrl Strat US A	AMUAX	-5.1	-2.6	02/13	2.3	1.6	1.4	3	-2.27	-3.22	-3.66	2
EQ	Mrkt Neutral	PSI Market Neutral A	FXMAX	-9.4	-5.0	02/13	3.8	3.6	2.6	5	-2.49	-2.60	-3.58	2
EQ	Mrkt Neutral	Turner Market Neutral C	TMNCX	-9.5	-10.8	03/13	5.1	5.6	5.4	5	-1.88	-1.70	-1.78	2
EQ	Mrkt Neutral	Prudential Jennison Mkt Neu A	PJNAX	-10.2	-4.7	07/12	4.6	3.9	2.7	5	-2.27	-2.68	-3.86	2
EQ	Mrkt Neutral	361 Absolute Alpha A	AAFAX	-10.6	-7.8	03/13	5.1	4.2	5.2	5	-2.09	-2.52	-2.06	2
EQ	Mrkt Neutral	Amer Cent Mkt Neutral Val A	ACVQX	-3.6	-0.7	12/12	2.5	1.1	0.2	2	-1.48	-3.25	-15.45	1
EQ	Multialtern	Alpha Opportunistic Growth I	ACOPX	8.4	-1.5	05/12	3.4	1.6	0.4	2	2.47	5.29	19.27	5
EQ	Multialtern	Lit Greg Master Alt Sts Insl	MASFX	8.3	-1.4	05/12	3.2	1.5	0.4	2	2.60	5.30	18.39	5
EQ	Multialtern	S1 Fund I	SONEX	4.9	-1.4	05/12	2.7	1.5	0.5	2	1.79	3.18	9.98	5
EQ	Multialtern	Alpha Defensive Growth I	ACDEX	4.4	-1.4	05/12	2.5	1.5	0.5	2	1.68	2.86	8.80	5
EQ	Multialtern	Redmont Resolute II I	RMRGX	6.1	-3.2	05/12	5.2	3.5	1.3	3	1.16	1.73	4.75	4
EQ	Multialtern	William Blair Macro Alloc I	WMCIX	6.0	-6.1	05/12	10.7	7.6	1.9	4	0.55	0.77	3.15	4
EQ	Multialtern	SEI Instl Mgd Mul-Strat Alt A	SMSAX	1.9	-1.0	10/12	1.8	1.1	0.4	1	1.03	1.73	5.02	4
EQ	Multialtern	Guggen Event Drv & Distrsd St	RYDOX	3.5	-4.0	05/12	6.5	4.1	1.1	3	0.52	0.82	2.96	3
EQ	Multialtern	AQR Multi-Strat Alternative I	ASAIX	3.1	-2.5	09/12	3.9	2.3	1.0	3	0.77	1.31	2.96	3
EQ	Multialtern	SCA Directional Investor	SCADX	2.6	-4.3	05/12	6.0	4.7	1.7	4	0.42	0.54	1.49	3
EQ	Multialtern	Hatteras Hdg Strategies Inst	HHSIX	2.2	-2.4	05/12	3.9	2.7	1.1	3	0.56	0.81	1.92	3
EQ	Multialtern	ProShs Hedge Replication ETF	HDG	2.1	-3.1	05/12	4.7	3.5	1.0	3	0.42	0.57	1.92	3
EQ	Multialtern	Bar S&P 500 Dyn VEQTOR ETN	VQT	1.1	-2.3	05/12	5.4	3.8	1.4	3	0.18	0.26	0.70	3
EQ	Multialtern	Principal Glob Multi-Strat A	PMSAX	0.3	-1.0	05/12	1.8	1.0	0.3	1	0.14	0.24	0.82	3
EQ	Multialtern	GRT Absolute Return Advisor	GRTHX	0.0	-3.2	10/12	5.8	3.6	2.0	4	-0.01	-0.01	-0.03	2
EQ	Multialtern	SCA Absolute Return Investor	SCARX	0.0	-3.1	05/12	4.0	3.5	1.3	3	-0.02	-0.03	-0.08	2
EQ	Multialtern	Wilmington Rock Maple Alts A	WRAAX	-0.5	-0.8	11/12	2.5	0.9	0.3	2	-0.25	-0.71	-1.94	2
EQ	Multialtern	Colum Abs Ret Multi-Strat A	CMSAX	-1.7	-1.1	10/12	1.9	1.0	0.7	2	-0.92	-1.74	-2.63	2
EQ	Multialtern	JHancock2 Glob Abs Rtrn Sts A	JHAAX	-2.0	-2.2	06/12	3.1	2.2	0.9	2	-0.68	-0.95	-2.31	2
EQ	Multialtern	Redmont Resolute I A	RMRFX	-2.6	-3.7	05/12	5.2	4.0	1.6	4	-0.53	-0.68	-1.68	2
EQ	Multialtern	RPG Diversified Risk Parity A	DRPAX	-9.2	-6.5	06/12	8.9	7.3	4.2	5	-1.03	-1.27	-2.18	2
EQ	Multialtern	Loom Sy Mul-Asset Real Ret A	MARAX	-1.4	-0.9	02/13	3.0	1.6	0.4	2	-0.50	-0.95	-3.75	1
EQ	Multialtern	Colum Abs Ret Enh Mul-Strat A	CEMAX	-2.3	-0.8	06/12	2.9	1.3	0.3	2	-0.82	-1.87	-7.57	1
EQ	Multialtern	Cred Suis Mulalternative St A	CSQAX	-3.3	-2.3	05/12	3.7	2.7	0.9	2	-0.92	-1.25	-3.84	1
EQ	Multialtern	Presidio Multi-Strategy	PMSFX	-3.5	-2.0	05/12	3.3	2.6	1.0	3	-1.09	-1.39	-3.45	1
EQ	Multialtern	Palmer Square Abs Return A	PSQAX	-4.6	-2.3	07/12	3.1	1.9	1.1	3	-1.51	-2.47	-4.26	1
EQ	Multialtern	Ramius Dynamic Replication A	RDRAX	-6.6	-2.9	05/12	3.7	3.2	1.9	4	-1.80	-2.07	-3.63	1
EQ	Natural Res	PowerShs S&P SmCap Materials	PSCM	23.1	-9.1	05/12	15.7	9.7	3.1	5	1.46	2.38	7.52	5
EQ	Natural Res	iShs MSCI Global Agri Prod	VEGI	9.1	-8.4	05/12	14.4	9.2	2.7	5	0.63	0.98	3.38	5
EQ	Natural Res	FlexShs Mstar Gb Upstrm Nat R	GUNR	-0.3	-11.1	05/12	15.5	12.2	4.3	5	-0.03	-0.03	-0.09	3
EQ	Natural Res	Glob X Fertilizers/Potash ETF	SOIL	-0.4	-12.9	05/12	18.8	14.6	4.9	5	-0.02	-0.03	-0.10	3
EQ	Natural Res	GMO Resources III	GOFIX	-1.8	-13.6	05/12	18.9	15.3	5.9	5	-0.10	-0.12	-0.31	2
EQ	Natural Res	SPDR S&P Global Natural Res	GNR	-2.0	-12.2	05/12	16.5	13.5	5.0	5	-0.13	-0.16	-0.42	2
EQ	Natural Res	TIAA-CREF Glob Nat Res Instl	TNRIX	-3.0	-12.9	05/12	17.2	14.1	5.9	5	-0.18	-0.22	-0.53	2

EQ	Natural Res	Frost Natural Resources A	FNATX	-3.6	-11.9	05/12	16.0	13.2	5.5	5	-0.23	-0.28	-0.67	2
EQ	Natural Res	Virtus Global Commod Stock A	VGCA	-4.5	-11.1	05/12	16.6	12.7	4.9	5	-0.28	-0.37	-0.94	2
EQ	Natural Res	Ascendant Natural Resources A	NRGAX	-4.9	-11.7	05/12	16.1	13.0	4.8	5	-0.31	-0.39	-1.04	2
EQ	Natural Res	iShs MSCI ACWI ex US Mts Idx	AXMT	-5.9	-14.2	05/12	19.3	16.1	7.4	5	-0.31	-0.37	-0.80	2
EQ	Natural Res	EuroPac Hard Asset A	EPHAX	-7.3	-10.1	05/12	16.3	12.4	5.2	5	-0.46	-0.60	-1.42	2
EQ	Natural Res	Global X Copper Miners ETF	COPX	-14.2	-20.5	05/12	27.5	24.0	12.5	5	-0.52	-0.60	-1.15	2
EQ	Natural Res	iS MSCI Gb Sel Mtls & Min Prd	PICK	-14.3	-18.4	05/12	24.7	21.5	12.3	5	-0.58	-0.67	-1.16	2
EQ	Natural Res	Global X Uranium ETF	URA	-30.1	-32.0	11/12	29.9	28.1	21.0	5	-1.01	-1.08	-1.44	2
EQ	Natural Res	Global X Lithium ETF	LIT	-16.0	-14.4	05/12	23.6	20.0	9.0	5	-0.68	-0.80	-1.78	1
EQ	Natural Res	Global X Junior Miners ETF	JUNR	-22.9	-22.9	03/13	26.9	21.3	12.1	5	-0.86	-1.08	-1.90	1
EQ	Natural Res	JPMorgan Global Natural Res A	JGNAX	-25.7	-20.5	03/13	21.6	20.3	14.1	5	-1.19	-1.27	-1.82	1
EQ	Natural Res	Mrk Vect Rare Earth/Str Mtls	REMX	-34.7	-30.7	03/13	22.6	23.6	20.8	5	-1.54	-1.48	-1.67	1
EQ	Pac/Asia x-J St	iS MSCI Philippines Invstb Mk	EPHE	43.4	-4.4	05/12	13.7	5.5	1.5	5	3.17	7.87	28.55	5
EQ	Pac/Asia x-J St	EP Asia Small Companies A	EPASX	35.5	-6.9	05/12	13.6	7.2	2.3	5	2.60	4.92	15.24	5
EQ	Pac/Asia x-J St	iShs MSCI Singapore Sm Cap Fd	EWSS	30.4	-8.4	05/12	13.9	8.8	2.5	5	2.17	3.45	11.99	5
EQ	Pac/Asia x-J St	Aberdeen Asia-Pac Smer Coms A	APCAX	16.0	-6.5	05/12	9.9	6.7	2.2	4	1.60	2.36	7.39	5
EQ	Pac/Asia x-J St	iShs MSCI NZL Capped Inv Mkt	ENZL	24.1	-10.0	05/12	16.0	10.5	3.5	5	1.49	2.29	6.77	4
EQ	Pac/Asia x-J St	ING Australia Index Port I	IAIIX	20.1	-12.6	05/12	17.0	13.2	4.1	5	1.18	1.52	4.87	4
EQ	Pac/Asia x-J St	First Trust Australia AlpDEX	FAUS	18.6	-12.0	05/12	15.7	12.5	4.9	5	1.17	1.47	3.74	3
EQ	Pac/Asia x-J St	Mirae Asset Asia Great Cons I	MGCIX	16.9	-10.1	07/12	12.7	8.7	4.3	5	1.32	1.94	3.93	3
EQ	Pac/Asia x-J St	iShs MSCI Indon Inve Mkt Idx	EIDO	12.9	-11.7	05/12	19.1	13.2	4.8	5	0.67	0.97	2.65	3
EQ	Pac/Asia x-J St	Global X FTSE ASEAN 40 ETF	ASEA	11.4	-8.8	05/12	12.7	9.3	2.9	5	0.89	1.21	3.82	3
EQ	Pac/Asia x-J St	First Tr As Pac Ex-Jap AlpDEX	FPA	10.7	-11.2	05/12	15.2	11.9	4.2	5	0.70	0.89	2.52	3
EQ	Pac/Asia x-J St	iS MSCI AC As ex Japan Sm Cap	AXJS	10.3	-7.7	05/12	12.2	8.5	3.5	5	0.83	1.21	2.89	3
EQ	Pac/Asia x-J St	Morg Stan Inst Asian Eqty I	MEQIX	8.9	-9.6	05/12	13.6	10.1	3.4	5	0.65	0.87	2.58	3
EQ	Pac/Asia x-J St	SPDR S&P Sm Cap Em As Pac ETF	GMFS	7.8	-6.5	05/12	12.2	7.8	3.5	5	0.63	0.99	2.23	3
EQ	Pac/Asia x-J St	Mirae Asset As Sect Leader A	MALAX	4.7	-9.5	05/12	13.1	9.9	4.6	5	0.35	0.47	1.01	2
EQ	Pac/Asia x-J St	iShs MSCI Emerging Mrkts Asia	EEMA	4.3	-9.6	05/12	14.1	10.5	4.3	5	0.30	0.40	0.98	2
EQ	Pac/Asia x-J St	Janus Asia Eqty A	JAQAX	2.5	-9.9	05/12	15.8	11.0	5.0	5	0.15	0.22	0.48	2
EQ	Pac/Asia x-J St	iShs MSCI Australia Small Cap	EWAS	2.4	-15.7	05/12	18.5	16.4	8.7	5	0.13	0.14	0.27	2
EQ	Pac/Asia x-J St	First Tr South Korea AlpDEX	FKO	2.1	-9.9	05/12	17.0	12.7	4.0	5	0.12	0.16	0.49	2
EQ	Pac/Asia x-J St	MFS Asia Pacific Ex Japan A	MPXAX	-0.1	-11.4	05/12	14.4	12.0	4.9	5	-0.01	-0.02	-0.04	2
EQ	Pac/Asia x-J St	Mrk Vect Indonesia Sm-Cap ETF	IDXJ	-3.9	-28.2	12/12	25.9	19.4	21.3	5	-0.15	-0.21	-0.19	2
EQ	Real Estate	IQ U.S. Real Est Sm Cap ETF	ROOF	38.3	-4.3	05/12	11.2	4.5	1.2	4	3.40	8.47	30.70	5
EQ	Real Estate	PwrShs KBW Prem Yld Eqty REIT	KBWY	34.2	-5.2	05/12	11.8	5.5	1.5	4	2.90	6.22	22.55	5
EQ	Real Estate	Market Vectors Mort REIT ETF	MORT	31.7	-4.7	12/12	12.3	3.2	1.8	4	2.57	9.78	17.76	5
EQ	Real Estate	Fid Spartan Real Est Idx Insl	FSRNX	13.0	-4.6	05/12	9.9	5.4	2.0	4	1.31	2.41	6.46	2
EQ	Real Estate	Schwab US REIT ETF	SCHH	13.0	-4.6	05/12	9.8	5.3	2.0	4	1.32	2.42	6.36	2
EQ	Real Estate	Prudential US Real Est A	PJEAX	6.5	-5.1	05/12	9.9	5.7	1.9	4	0.65	1.11	3.29	2
EQ	Real Estate	JPM Sec Cptl US Cor RI Estt S	CEEAX	3.6	-2.4	05/12	5.5	2.7	0.8	3	0.65	1.33	4.22	2
EQ	Small Blend	Mairs & Power Small Cap	MSCFX	31.0	-4.9	05/12	11.0	5.2	1.5	4	2.80	5.96	21.26	5
EQ	Small Blend	Walthausen Select Val Retail	WSVRX	25.5	-8.0	05/12	14.5	8.6	2.5	5	1.74	2.96	9.99	5
EQ	Small Blend	PIMCO Sm Co Fdm IPL AR St Ins	PCFIX	25.2	-5.7	05/12	11.7	6.2	1.8	4	2.15	4.04	13.90	5
EQ	Small Blend	Cortina Small Cap Value	CRSVX	25.0	-2.7	05/12	10.5	3.7	1.0	4	2.38	6.75	26.11	5
EQ	Small Blend	Zacks Small-Cap Core	ZSCCX	25.0	-5.0	05/12	12.1	5.6	1.5	4	2.06	4.47	16.71	5
EQ	Small Blend	Thom Horst & Bry Miccap Ins	THBIX	24.1	-7.5	05/12	15.2	8.3	2.4	5	1.58	2.90	10.11	5
EQ	Small Blend	Lockwell Small Cap Val Instl	LOCSX	22.4	-5.3	05/12	11.3	5.9	1.7	4	1.96	3.75	12.79	5

EQ	Small Blend	FAM Small Cap Investor	FAMFX	18.8	-4.4	05/12	8.8	5.0	1.6	4	2.14	3.77	11.92	5
EQ	Small Blend	Vang S&P Sm-Cap 600 Idx ETF	VIOO	16.0	-6.3	05/12	11.8	7.1	2.2	4	1.35	2.25	7.11	4
EQ	Small Blend	AlphaOne Micro Cap Eqty I	AOMCX	14.6	-5.0	05/12	11.2	6.2	1.7	4	1.29	2.36	8.31	4
EQ	Small Blend	ASTON/Silvercrest Small Cap I	ACRTX	16.6	-6.4	05/12	11.9	6.9	2.5	5	1.38	2.37	6.59	3
EQ	Small Blend	Fid Spartan Sm Cp Idx Insl	FSSSX	16.4	-6.6	05/12	12.9	7.6	2.4	4	1.26	2.15	6.94	3
EQ	Small Blend	Vanguard Russell 2000 Idx ETF	VTWO	16.2	-6.6	05/12	12.9	7.6	2.3	4	1.25	2.12	6.87	3
EQ	Small Blend	Strat Advisers S-M Cp Mul-Mgr	FNAPX	14.3	-7.4	05/12	11.8	7.8	2.9	5	1.21	1.81	4.85	2
EQ	Small Blend	Motley Fool Great America	TMFGX	13.7	-6.7	05/12	11.8	7.3	2.9	5	1.16	1.87	4.71	2
EQ	Small Blend	Guggen Russell 2000 Equal Wt	EWRS	12.9	-7.3	05/12	14.3	8.9	2.8	5	0.90	1.44	4.62	2
EQ	Small Blend	Morg Dempsey Sm/Micro Cap Val	MITYX	12.6	-7.1	05/12	11.2	7.7	3.0	5	1.12	1.64	4.22	2
EQ	Small Blend	Chartwell Small Cap Value A	CWSVX	10.2	-5.4	05/12	11.1	6.3	2.1	4	0.91	1.61	4.78	2
EQ	Small Blend	CWC Sm Cap Aggress Val Instl	CWCIX	5.4	-10.0	05/12	15.1	11.8	5.2	5	0.35	0.45	1.02	1
EQ	Small Growth	AQR Tax-Mgd Sm Cap Momentum L	ATSMX	21.7	-5.8	05/12	12.5	6.4	1.8	4	1.73	3.39	11.81	5
EQ	Small Growth	ASTON/LMCG Small Cap Growth N	ACWDX	21.2	-6.7	05/12	16.0	9.2	2.9	5	1.32	2.30	7.39	5
EQ	Small Growth	Fst Tr/Confluence Sm Cp Val I	FOVIX	15.6	-3.4	05/12	8.3	4.4	1.2	4	1.88	3.50	13.30	5
EQ	Small Growth	Vang S&P Sm-Cap 600 Gr Idx E	VIOG	15.1	-5.4	05/12	11.2	6.3	2.0	4	1.34	2.39	7.57	5
EQ	Small Growth	Vang Russell 2000 Grth Idx E	VTWG	14.4	-7.1	05/12	13.9	8.5	2.7	5	1.03	1.67	5.23	4
EQ	Small Growth	Bridgeway Sm-Cap Momentum N	BRSMX	14.3	-6.7	05/12	12.4	7.8	2.6	5	1.14	1.83	5.54	4
EQ	Small Growth	First Tr Sm Cap Grth AlpDEX	FYC	13.6	-5.8	05/12	11.3	6.7	2.4	4	1.20	2.03	5.53	4
EQ	Small Growth	Nationwide Sm Company Grth A	NWSAX	13.6	-6.9	05/12	14.2	8.5	3.0	5	0.95	1.58	4.44	4
EQ	Small Growth	Frontegra Timpani Sm Cp Grth	FTSGX	13.7	-9.0	05/12	14.9	10.1	4.2	5	0.91	1.34	3.25	3
EQ	Small Growth	1492 Small Cap Growth	FNTGX	7.2	-10.0	05/12	17.5	11.7	5.2	5	0.41	0.61	1.36	2
EQ	Small Growth	EntrepreneurShs Global Inst	ENTIX	7.1	-8.8	05/12	12.3	9.6	3.7	5	0.57	0.73	1.89	2
EQ	Small Growth	Dreyfus Sel Mgrs Sm Cap Gr A	DSGAX	5.9	-7.2	05/12	14.0	8.8	2.8	5	0.42	0.66	2.05	2
EQ	Small Growth	Cortina Small Cap Growth	CRSGX	2.6	-11.8	05/12	19.4	14.5	6.7	5	0.13	0.17	0.37	1
EQ	Small Growth	Ranger Small Cap Inst	RFISX	0.8	-12.3	11/12	15.0	12.2	7.4	5	0.05	0.06	0.10	1
EQ	Small Growth	Calamos Discy Growth A	CADGX	-2.7	-8.4	05/12	13.8	10.3	4.9	5	-0.21	-0.28	-0.58	1
EQ	Small Growth	AllianzGI Foc Opportunity A	AFOAX	-6.4	-15.6	07/12	21.1	16.7	8.8	5	-0.31	-0.39	-0.73	1
EQ	Small Value	BMO Small-Cap Value I	MRSNX	28.1	-7.8	05/12	13.4	8.2	2.6	5	2.09	3.39	10.80	5
EQ	Small Value	Royce Oppor Select Invmt	ROSEFX	27.6	-6.3	05/12	13.6	6.8	1.8	5	2.01	4.05	15.01	5
EQ	Small Value	Vang Russell 2000 Val Idx ETF	VTWV	17.8	-6.1	05/12	12.1	6.8	2.0	4	1.47	2.60	8.70	5
EQ	Small Value	ASTON/River Road Ind Val N	ARIVX	7.4	-1.7	05/12	5.5	2.4	0.6	3	1.33	3.08	12.45	5
EQ	Small Value	Ariel Discy Investor	ARDFX	17.9	-5.6	11/12	14.5	6.5	2.6	5	1.23	2.76	6.88	4
EQ	Small Value	DGHM V2000 SmallCap Val Instl	DGIVX	15.5	-5.6	05/12	9.7	5.9	2.1	4	1.59	2.62	7.21	4
EQ	Small Value	Chou Opportunity	CHOEX	23.4	-8.2	05/12	22.7	11.4	3.7	5	1.02	2.05	6.37	3
EQ	Small Value	First Tr Mid Cap Val AlpDEX	FNK	18.1	-8.1	05/12	13.4	8.6	3.4	5	1.34	2.09	5.33	3
EQ	Small Value	Vang S&P Sm-Cap 600 Val Idx E	VIOV	16.7	-7.2	05/12	12.6	8.0	2.6	5	1.33	2.08	6.51	3
EQ	Small Value	William Blair Sm-Mid Cp Val I	WSMIX	16.2	-6.6	05/12	12.0	7.1	2.7	5	1.34	2.27	5.94	3
EQ	Small Value	Vericimetry U.S. Sm Cap Val	VYSVX	15.8	-7.3	05/12	13.7	8.5	2.7	5	1.15	1.85	5.85	3
EQ	Small Value	First Trust Sm Cap Val AlpDEX	FYT	15.2	-7.8	05/12	14.9	9.8	2.8	5	1.01	1.54	5.33	3
EQ	Small Value	CM Advisors Small Cap Value I	CMOVX	14.9	-6.2	05/12	13.5	7.8	2.7	5	1.10	1.90	5.49	3
EQ	Small Value	Principal Sm-MidCap Div Inc A	PMDAX	12.5	-6.2	05/12	10.4	6.5	2.1	4	1.19	1.91	5.97	3
EQ	Small Value	MFS New Discy Value A	NDVAX	11.1	-5.8	05/12	11.7	6.4	2.0	4	0.94	1.72	5.43	3
EQ	Small Value	Towle Deep Value	TDVFX	22.6	-10.1	07/12	19.8	12.6	4.5	5	1.13	1.78	5.01	2
EQ	Small Value	Bridgeway Omni Sm-Cap Val N	BOSVX	15.2	-8.2	05/12	14.3	9.3	3.0	5	1.05	1.63	5.00	2
EQ	Small Value	Snow Capital Small Cap Val A	SNWAX	14.7	-9.9	05/12	16.4	10.9	3.6	5	0.89	1.33	4.00	2
EQ	Small Value	Bridgeway Omni Tx-Mgd Sm-Cp V	BOTXS	14.1	-7.7	05/12	13.6	8.8	2.9	5	1.03	1.59	4.80	2

EQ	Small Value	Amer Beacon Sm Cap Val II Y	ABBYX	13.2	-7.6	05/12	12.3	8.2	3.0	5	1.07	1.60	4.41	2
EQ	Small Value	Munder Int Sm/Mid-Cap Val A	MAISX	10.4	-6.3	05/12	11.3	6.8	2.6	5	0.91	1.53	3.96	2
EQ	Small Value	James Micro Cap	JMCRX	12.0	-7.8	05/12	15.9	10.0	5.0	5	0.75	1.19	2.38	1
EQ	Small Value	Amer Beacon Zebra Sm Cap Eq A	AZSAX	8.6	-7.2	05/12	13.5	8.1	2.5	5	0.63	1.05	3.46	1
EQ	Small Value	Clarity Fund	CLRTX	-7.0	-9.6	12/12	6.9	6.2	6.5	5	-1.04	-1.15	-1.09	1
EQ	Technology	SPDR S&P Software & Ser ETF	XSW	12.8	-7.8	05/12	14.7	9.8	3.5	5	0.87	1.30	3.66	5
EQ	Technology	PowerShs S&P SmCap Info Tech	PSCT	8.7	-8.7	05/12	13.2	9.5	4.0	5	0.65	0.91	2.18	4
EQ	Technology	iS MSCI ACWI ex US Info Tech	AXIT	2.8	-12.7	05/12	16.5	13.7	6.4	5	0.17	0.20	0.43	3
EQ	Technology	Mrk Vect Semiconductor ETF	SMH	1.5	-10.3	05/12	15.5	12.2	6.3	5	0.09	0.12	0.23	3
EQ	Technology	iShs MSCI AC Asia Info Tech	AAIT	0.5	-11.0	05/12	15.5	12.1	6.5	5	0.03	0.04	0.07	3
EQ	Technology	First Tr ISE CI Computing Idx	SKYY	-0.7	-12.7	07/12	20.5	15.6	6.9	5	-0.04	-0.05	-0.11	3
EQ	Technology	Fst Tr NAS CEA Smartphone I	FONE	-2.3	-11.2	07/12	18.6	14.8	7.1	5	-0.13	-0.16	-0.35	2
EQ	Technology	EGShs Technology GEMS ETF	QGEM	-3.5	-13.3	07/12	20.5	14.5	6.5	5	-0.17	-0.24	-0.54	2
EQ	Technology	Global X Social Media Idx ETF	SOCL	-8.4	-19.9	07/12	25.5	20.7	13.3	5	-0.33	-0.41	-0.64	2
EQ	Technology	UBS E-TRACS Next Gen Int ETN	EIPO	-9.9	-20.7	08/12	25.4	20.1	14.2	5	-0.39	-0.50	-0.70	2
EQ	Technology	UBS E-TRS ISE Sol St Drive E	SSDD	-19.1	-24.4	11/12	33.0	28.2	15.0	5	-0.58	-0.68	-1.28	2
EQ	Utilities	Frontegra MFG Core Infra Insl	FMGIX	17.7	-5.2	05/12	9.2	5.4	1.5	4	1.90	3.23	11.71	4
EQ	Utilities	PowerShs S&P SmCap Utilities	PSCU	11.8	-6.2	11/12	10.3	5.4	2.4	4	1.14	2.17	4.81	2
EQ	Utilities	iS MSCI ACWI ex US Utilities	AXUT	-1.7	-9.6	05/12	15.8	11.9	3.7	5	-0.11	-0.15	-0.48	1
EQ	Utilities	EGShs Utilities GEMS ETF	UGEM	-3.7	-11.1	05/12	15.3	12.0	5.9	5	-0.25	-0.32	-0.64	1
EQ	World Stock	Frontegra MFG Glob Eqty Instl	FMGEX	22.0	-4.7	05/12	8.6	5.0	1.4	4	2.56	4.42	15.21	5
EQ	World Stock	Grandeur Peak Glob Oppor Insl	GPGIX	21.6	-7.8	05/12	12.0	8.1	2.8	5	1.79	2.65	7.67	5
EQ	World Stock	Brookfield Glob Listed Inf I	BGLIX	21.2	-6.2	05/12	10.3	6.5	1.9	4	2.06	3.24	11.32	5
EQ	World Stock	Morg Stan Ins Sel Gbl Inf I	MTIIX	21.1	-4.0	05/12	7.7	4.2	1.2	3	2.74	5.02	18.21	5
EQ	World Stock	Ranger Quest For Inc and Gr I	RFIDX	20.7	-4.8	05/12	10.5	5.0	1.4	4	1.98	4.11	14.90	5
EQ	World Stock	Morg Stan Insl Glob Insight I	MBPIX	18.8	-9.2	05/12	14.6	9.8	3.2	5	1.29	1.91	5.93	5
EQ	World Stock	iShs MSCI All Co Wld Min Vol	ACWV	16.8	-4.4	05/12	8.8	4.7	1.3	4	1.90	3.52	12.45	5
EQ	World Stock	Christopher Weil & Co Gl Div	CWGDGX	15.2	-5.5	05/12	11.1	6.1	1.7	4	1.36	2.50	8.96	5
EQ	World Stock	ING Amer Fds Glob Gr-Inc Port	IAGPX	14.6	-6.8	05/12	10.1	7.1	2.1	4	1.43	2.05	6.81	5
EQ	World Stock	Guin Atk Inf Managed Div	GAINX	14.3	-6.7	05/12	10.5	7.0	2.0	4	1.35	2.02	7.02	5
EQ	World Stock	Dimensional Ret Eqty II I	DREIX	14.0	-6.5	05/12	10.6	7.0	2.0	4	1.31	2.00	6.82	5
EQ	World Stock	AllianzGl Glob Mgd Volatil A	AVYAX	13.4	-2.5	05/12	7.9	2.7	0.7	4	1.69	4.94	17.73	5
EQ	World Stock	Morg Stan Inst Gbl Discy I	MLDIX	21.5	-9.7	05/12	15.0	10.3	4.7	5	1.43	2.09	4.55	4
EQ	World Stock	Leuthold Glob Industries Inst	LGIIIX	16.3	-8.2	05/12	12.7	8.8	3.0	5	1.28	1.84	5.41	4
EQ	World Stock	Capital Global Eqty	CGLOX	13.8	-8.5	05/12	11.9	8.9	2.8	5	1.15	1.55	4.88	4
EQ	World Stock	Global X SuperDividend ETF	SDIV	13.6	-7.9	05/12	12.5	8.3	2.4	5	1.08	1.62	5.53	4
EQ	World Stock	MFS Global New Discy A	GLNAX	13.2	-7.9	05/12	12.2	8.3	2.9	5	1.08	1.57	4.46	4
EQ	World Stock	Rob Boston Part Glob Eq Insl	BPGIX	13.1	-8.9	05/12	12.5	9.4	3.2	5	1.04	1.38	4.05	4
EQ	World Stock	DFA Selectively Hdg Gbl Eq I	DSHGX	12.9	-8.9	05/12	13.0	9.5	3.2	5	0.99	1.34	4.00	4
EQ	World Stock	iShs MSCI World	URTH	12.2	-8.6	05/12	12.5	9.1	2.8	5	0.97	1.33	4.25	4
EQ	World Stock	Schroder Global Quality Inst	SQQIX	12.0	-8.7	05/12	12.2	9.1	2.9	5	0.98	1.31	4.15	4
EQ	World Stock	Russell Eqty ETF	ONEF	11.8	-8.0	05/12	11.9	8.5	2.7	5	0.99	1.37	4.33	4
EQ	World Stock	AlliB/TWM Gbl Eq&Cvr Call St	TWMLX	9.8	-6.9	05/12	9.9	7.2	2.1	4	0.98	1.35	4.58	4
EQ	World Stock	MFS Global Leaders A	GLOAX	9.7	-5.7	05/12	9.0	6.0	1.8	4	1.07	1.60	5.25	4
EQ	World Stock	PIMCO EqS Dividend A	PQDAX	7.5	-5.1	05/12	9.6	5.7	1.6	4	0.78	1.30	4.65	4
EQ	World Stock	DSM Global Growth Inst	DSMGX	11.1	-8.9	05/12	12.8	9.5	3.7	5	0.86	1.16	2.96	3
EQ	World Stock	Scout Global Eqty	SCGLX	11.1	-8.9	05/12	11.9	9.3	3.4	5	0.93	1.18	3.28	3

EQ	World Stock	SPDR MSCI ACWI IMI	ACIM	11.0	-9.1	05/12	12.7	9.6	3.1	5	0.86	1.13	3.46	3
EQ	World Stock	Accuvest Global Oppor ETF	ACCU	10.6	-10.8	05/12	15.1	11.4	4.1	5	0.70	0.93	2.55	3
EQ	World Stock	Cambiar Global Select Inv	CAMGX	10.5	-10.3	05/12	14.2	10.9	4.2	5	0.73	0.95	2.50	3
EQ	World Stock	Ave Maria World Eqty	AVEWX	10.4	-9.6	05/12	13.0	10.1	3.8	5	0.79	1.01	2.71	3
EQ	World Stock	Morg Stan Inst Gbl Adv I	MIGIX	9.7	-8.8	05/12	11.6	9.2	3.9	5	0.82	1.04	2.45	3
EQ	World Stock	GMO Global Foc Eqty III	GGFEX	9.5	-9.8	05/12	16.5	11.3	3.7	5	0.57	0.83	2.54	3
EQ	World Stock	Ariel Global Eqty I	AGLYX	8.6	-8.6	05/12	13.6	10.2	3.1	5	0.62	0.83	2.71	3
EQ	World Stock	Aristotle/Saul Opportunity I	ARSOX	8.2	-8.2	05/12	11.3	8.8	2.9	5	0.72	0.93	2.82	3
EQ	World Stock	INTECH Global Dividend A	JGDAX	7.6	-7.6	05/12	11.4	7.9	2.3	4	0.66	0.95	3.30	3
EQ	World Stock	Russell Global Infra A	RGIAX	6.4	-7.2	05/12	10.6	7.6	2.2	4	0.60	0.83	2.86	3
EQ	World Stock	JPMorgan Global Eqty Income A	JEIAX	6.2	-6.9	05/12	10.8	7.3	2.0	4	0.57	0.84	2.99	3
EQ	World Stock	Catalyst/MAP Gl Cap Apprec A	CAXAX	6.1	-6.8	05/12	10.2	7.2	2.2	4	0.59	0.83	2.75	3
EQ	World Stock	Virtus Glob Premium AlpSect A	VGPA	4.4	-4.7	05/12	8.8	5.3	1.4	4	0.49	0.83	3.08	3
EQ	World Stock	Royce Global Div Val Service	RGVIX	10.6	-11.4	05/12	15.5	11.9	5.1	5	0.68	0.88	2.04	2
EQ	World Stock	Federated Global Eqty Instl	FGLEX	8.8	-10.1	05/12	13.7	10.7	3.7	5	0.64	0.82	2.39	2
EQ	World Stock	Drexel Hamilton Centre Gl Eqt	DHGLX	7.7	-10.1	05/12	14.1	10.9	3.5	5	0.54	0.70	2.19	2
EQ	World Stock	SGA Global Growth	SGAGX	7.3	-9.1	05/12	13.5	9.7	3.5	5	0.53	0.74	2.08	2
EQ	World Stock	Trilogy Global Eqty Inst	TLGIX	7.0	-9.2	05/12	13.5	10.1	3.5	5	0.51	0.68	1.94	2
EQ	World Stock	RS Global Growth A	RSGGX	6.7	-9.9	05/12	13.2	10.3	3.9	5	0.50	0.64	1.69	2
EQ	World Stock	Mann & Nap Inf Focus Eqty	MNIFX	4.4	-8.5	05/12	13.0	9.7	2.9	5	0.33	0.44	1.46	2
EQ	World Stock	Prudential Jennison Gl Opps A	PRJAX	2.5	-10.5	05/12	13.9	11.2	4.4	5	0.17	0.21	0.54	1
EQ	World Stock	T. Rowe Price Real Assets	PRAFEX	2.4	-10.5	05/12	13.7	11.3	4.1	5	0.17	0.20	0.55	1
EQ	World Stock	Franklin World Perspectives A	FWPAX	2.0	-9.5	05/12	12.2	10.0	3.9	5	0.15	0.19	0.48	1
EQ	World Stock	O'Shaughnessy Enhanced Div A	OFDAX	1.8	-11.2	05/12	15.8	12.3	3.8	5	0.10	0.14	0.44	1
EQ	World Stock	Neub Berm Global Eqty A	NGQAX	1.7	-8.3	05/12	11.5	8.9	2.8	5	0.14	0.18	0.56	1
EQ	World Stock	Neub Berm Gbl Thematic Opp A	NGHAX	0.8	-8.0	05/12	11.1	8.6	3.0	5	0.06	0.08	0.23	1
EQ	World Stock	PIMCO EqS Pathfinder A	PATHX	0.6	-6.5	05/12	9.2	6.9	2.0	4	0.06	0.08	0.26	1
EQ	World Stock	Turner Global Oppor Instl	TGLBX	0.6	-11.1	05/12	15.1	12.6	6.0	5	0.03	0.04	0.08	1
EQ	World Stock	Jubak Global Eqty	JUBAX	-0.2	-8.5	05/12	12.1	9.5	3.3	5	-0.02	-0.03	-0.09	1
EQ	World Stock	Mirae Asset Glob Great Cons A	MGUAX	-1.0	-12.5	07/12	14.8	11.9	7.9	5	-0.08	-0.10	-0.15	1
EQ	World Stock	Nuv Tradewinds Sm-Cap Opps A	NTSAX	-5.4	-14.3	05/12	19.6	15.8	7.2	5	-0.28	-0.35	-0.76	1
EQ	World Stock	Oracle Mutual A	ORGAX	-38.4	-31.9	03/13	21.2	23.8	21.4	5	-1.82	-1.62	-1.80	1
EQ	Large Blend	Index	SP500	14.0	-6.0	05/12	10.4	6.6	2.0	4	1.33	2.10	7.05	4
		Index	TBill	0.1	0.0	04/12	0.0	0.0	0.0	1	0.00			

Oldest share class only, excludes money mkt, bear, trading, vol, and spl commod funds. Based on monthly total returns from Morningstar database in Steele Mutual Fund Expert.